

# MAVERICK STORM

## 3 BEAMWASH

PHOTOMETRICS REPORT



# Table of Contents

<b>Introduction</b> .....	1
<b>Testing Process</b> .....	1
Total Illuminance Measurements.....	1
Testing Lab Equipment and Process.....	1
<b>Photometrics &amp; Chromaticity Reports</b> .....	2
<b>Full Flood - Plate - Full Power</b> .....	3
Report Summary.....	3
Overall Measurement.....	3
Beam Details.....	4
ISO Diagrams .....	5
Chromaticity.....	6
TM-30 Details .....	7
<b>Full Flood - Plate - Full Power - Calibration On</b> .....	8
Report Summary.....	8
Overall Measurement.....	8
Beam Details.....	9
ISO Diagrams .....	10
Chromaticity.....	11
TM-30 Details .....	12
<b>Full Flood - Plate - Full Power - Auto</b> .....	13
Report Summary.....	13
Overall Measurement.....	13
Beam Details.....	14
ISO Diagrams .....	15
Chromaticity.....	16
TM-30 Details .....	17
<b>Full Flood - Plate - Full Power - Auto - Calibration On</b> .....	18
Report Summary.....	18
Overall Measurement.....	18
Beam Details.....	19
ISO Diagrams .....	20
Chromaticity.....	21
TM-30 Details .....	22
<b>Full Flood - Plate - Full Power - ECO</b> .....	23
Report Summary.....	23
Overall Measurement.....	23

Beam Details .....	24
ISO Diagrams .....	25
Chromaticity.....	26
TM-30 Details .....	27
<b>Full Flood - Plate - Full Power - ECO - Calibration On.....</b>	<b>28</b>
Report Summary.....	28
Overall Measurement.....	28
Beam Details .....	29
ISO Diagrams .....	30
Chromaticity.....	31
TM-30 Details .....	32
<b>Full Flood - Ring - Full Power.....</b>	<b>33</b>
Report Summary.....	33
Overall Measurement.....	33
Beam Details .....	34
ISO Diagrams .....	35
Chromaticity.....	36
TM-30 Details .....	37
<b>Full Flood - Ring - Full Power - Calibration On .....</b>	<b>38</b>
Report Summary.....	38
Overall Measurement.....	38
Beam Details .....	39
ISO Diagrams .....	40
Chromaticity.....	41
TM-30 Details .....	42
<b>Full Flood - Ring - Full Power - Auto .....</b>	<b>43</b>
Report Summary.....	43
Overall Measurement.....	43
Beam Details .....	44
ISO Diagrams .....	45
Chromaticity.....	46
TM-30 Details .....	47
<b>Full Flood - Ring - Full Power - Auto - Calibration On .....</b>	<b>48</b>
Report Summary.....	48
Overall Measurement.....	48
Beam Details .....	49
ISO Diagrams .....	50
Chromaticity.....	51

TM-30 Details .....	52
<b>Full Flood - Ring - Full Power - ECO.....</b>	<b>53</b>
Report Summary.....	53
Overall Measurement.....	53
Beam Details.....	54
ISO Diagrams .....	55
Chromaticity.....	56
TM-30 Details .....	57
<b>Full Flood - Ring - Full Power - ECO - Calibration On .....</b>	<b>58</b>
Report Summary.....	58
Overall Measurement.....	58
Beam Details.....	59
ISO Diagrams .....	60
Chromaticity.....	61
TM-30 Details .....	62
<b>Full Flood with Both Zoom Zone - Full Power .....</b>	<b>63</b>
Report Summary.....	63
Overall Measurement.....	63
Beam Details.....	64
ISO Diagrams .....	65
Chromaticity.....	66
TM-30 Details .....	67
<b>Full Flood with Both Zoom Zone - Full Power - Calibration On.....</b>	<b>68</b>
Report Summary.....	68
Overall Measurement.....	68
Beam Details.....	69
ISO Diagrams .....	70
Chromaticity.....	71
TM-30 Details .....	72
<b>Full Flood with Both Zoom Zone - Full Power - Auto.....</b>	<b>73</b>
Report Summary.....	73
Overall Measurement.....	73
Beam Details.....	74
ISO Diagrams .....	75
Chromaticity.....	76
TM-30 Details .....	77
<b>Full Flood with Both Zoom Zone - Full Power - Auto .....</b>	<b>78</b>
Report Summary.....	78

Overall Measurement.....	78
Beam Details.....	79
ISO Diagrams.....	80
Chromaticity.....	81
TM-30 Details.....	82
<b>Full Flood with Both Zoom Zone - Full Power - ECO.....</b>	<b>83</b>
Report Summary.....	83
Overall Measurement.....	83
Beam Details.....	84
ISO Diagrams.....	85
Chromaticity.....	86
TM-30 Details.....	87
<b>Full Flood with Both Zoom Zone - Full Power - ECO - Calibration On.....</b>	<b>88</b>
Report Summary.....	88
Overall Measurement.....	88
Beam Details.....	89
ISO Diagrams.....	90
Chromaticity.....	91
TM-30 Details.....	92
<b>Full Spot - Plate - Full Power.....</b>	<b>93</b>
Report Summary.....	93
Overall Measurement.....	93
Beam Details.....	94
ISO Diagrams.....	95
Chromaticity.....	96
TM-30 Details.....	97
<b>Full Spot - Plate - Full Power - Calibration On.....</b>	<b>98</b>
Report Summary.....	98
Overall Measurement.....	98
Beam Details.....	99
ISO Diagrams.....	100
Chromaticity.....	101
TM-30 Details.....	102
<b>Full Spot-Plate - Full Power.....</b>	<b>103</b>
Report Summary.....	103
Overall Measurement.....	103
Beam Details.....	104
ISO Diagrams.....	105

Chromaticity.....	106
TM-30 Details .....	107
<b>Full Spot - Plate - Full Power - Auto - Calibration On.....</b>	<b>108</b>
Report Summary.....	108
Overall Measurement.....	108
Beam Details.....	109
ISO Diagrams .....	110
Chromaticity.....	111
TM-30 Details .....	112
<b>Full Spot - Plate - Full Power - ECO .....</b>	<b>113</b>
Report Summary.....	113
Overall Measurement.....	113
Beam Details.....	114
ISO Diagrams .....	115
Chromaticity.....	116
TM-30 Details .....	117
<b>Full Spot - Plate - Full Power - ECO - Calibration On.....</b>	<b>118</b>
Report Summary.....	118
Overall Measurement.....	118
Beam Details.....	119
ISO Diagrams .....	120
Chromaticity.....	121
TM-30 Details .....	122
<b>Full Spot - Ring - Full Power.....</b>	<b>123</b>
Report Summary.....	123
Overall Measurement.....	123
Beam Details.....	124
ISO Diagrams .....	125
Chromaticity.....	126
TM-30 Details .....	127
<b>Full Spot - Ring - Full Power - Calibration On .....</b>	<b>128</b>
Report Summary.....	128
Overall Measurement.....	128
Beam Details.....	129
ISO Diagrams .....	130
Chromaticity.....	131
TM-30 Details .....	132
<b>Full Spot - Ring - Full Power - Auto .....</b>	<b>133</b>

Report Summary.....	133
Overall Measurement.....	133
Beam Details.....	134
ISO Diagrams .....	135
Chromaticity.....	136
TM-30 Details .....	137
<b>Full Spot - Ring - Full Power - Auto - Calibration On .....</b>	<b>138</b>
Report Summary.....	138
Overall Measurement.....	138
Beam Details.....	139
ISO Diagrams .....	140
Chromaticity.....	141
TM-30 Details .....	142
<b>Full Spot - Ring - Full Power - ECO.....</b>	<b>143</b>
Report Summary.....	143
Overall Measurement.....	143
Beam Details.....	144
ISO Diagrams .....	145
Chromaticity.....	146
TM-30 Details .....	147
<b>Full Spot - Ring - Full Power - ECO - Calibration On .....</b>	<b>148</b>
Report Summary.....	148
Overall Measurement.....	148
Beam Details.....	149
ISO Diagrams .....	150
Chromaticity.....	151
TM-30 Details .....	152
<b>Full Spot with Both Zoom Zone - Full Power .....</b>	<b>153</b>
Report Summary.....	153
Overall Measurement.....	153
Beam Details.....	154
ISO Diagrams .....	155
Chromaticity.....	156
TM-30 Details .....	157
<b>Full Spot with Both Zoom Zone - Full Power - Calibration On.....</b>	<b>158</b>
Report Summary.....	158
Overall Measurement.....	158
Beam Details.....	159

ISO Diagrams .....	160
Chromaticity.....	161
TM-30 Details .....	162
<b>Full Spot with Both Zoom Zone - Full Power - Auto.....</b>	<b>163</b>
Report Summary.....	163
Overall Measurement.....	163
Beam Details.....	164
ISO Diagrams .....	165
Chromaticity.....	166
TM-30 Details .....	167
<b>Full Spot with Both Zoom Zone - Full Power - Auto - Calibration On.....</b>	<b>168</b>
Report Summary.....	168
Overall Measurement.....	168
Beam Details.....	169
ISO Diagrams .....	170
Chromaticity.....	171
TM-30 Details .....	172
<b>Full Spot with Both Zoom Zone - Full Power - ECO .....</b>	<b>173</b>
Report Summary.....	173
Overall Measurement.....	173
Beam Details.....	174
ISO Diagrams .....	175
Chromaticity.....	176
TM-30 Details .....	177
<b>Full Spot with Both Zoom Zone - Full Power - ECO - Calibration On .....</b>	<b>178</b>
Report Summary.....	178
Overall Measurement.....	178
Beam Details.....	179
ISO Diagrams .....	180
Chromaticity.....	181
TM-30 Details .....	182
<b>50% Zoom - Plate - Full Power - Calibration On.....</b>	<b>183</b>
Report Summary.....	183
Overall Measurement.....	183
Beam Details.....	184
ISO Diagrams .....	185
Chromaticity.....	186
TM-30 Details .....	187



<b>50% Zoom - Plate - Full Power - Calibration Off</b> .....	188
Report Summary.....	188
Overall Measurement.....	188
Beam Details .....	189
ISO Diagrams .....	190
Chromaticity.....	191
TM-30 Details .....	192
<b>50% Zoom - Plate - Full Power - Auto - Calibration On</b> .....	193
Report Summary.....	193
Overall Measurement.....	193
Beam Details .....	194
ISO Diagrams .....	195
Chromaticity.....	196
TM-30 Details .....	197
<b>50% Zoom - Plate - Full Power - Auto - Calibration Off</b> .....	198
Report Summary.....	198
Overall Measurement.....	198
Beam Details .....	199
ISO Diagrams .....	200
Chromaticity.....	201
TM-30 Details .....	202
<b>50% Zoom - Plate - Full Power - ECO - Calibration On</b> .....	203
Report Summary.....	203
Overall Measurement.....	203
Beam Details .....	204
ISO Diagrams .....	205
Chromaticity.....	206
TM-30 Details .....	207
<b>50% Zoom - Plate - Full Power - ECO - Calibration Off</b> .....	208
Report Summary.....	208
Overall Measurement.....	208
Beam Details .....	209
ISO Diagrams .....	210
Chromaticity.....	211
TM-30 Details .....	212
<b>50% Zoom - Ring - Full Power</b> .....	213
Report Summary.....	213
Overall Measurement.....	213

Beam Details .....	214
ISO Diagrams .....	215
Chromaticity.....	216
TM-30 Details .....	217
<b>50% Zoom - Ring - Full Power - Calibration On.....</b>	<b>218</b>
Report Summary.....	218
Overall Measurement.....	218
Beam Details .....	219
ISO Diagrams .....	220
Chromaticity.....	221
TM-30 Details .....	222
<b>50% Zoom - Ring - Full Power - Calibration Off.....</b>	<b>223</b>
Report Summary.....	223
Overall Measurement.....	223
Beam Details .....	224
ISO Diagrams .....	225
Chromaticity.....	226
TM-30 Details .....	227
<b>50% Zoom - Ring - Full Power - Auto - Calibration On.....</b>	<b>228</b>
Report Summary.....	228
Overall Measurement.....	228
Beam Details .....	229
ISO Diagrams .....	230
Chromaticity.....	231
TM-30 Details .....	232
<b>50% Zoom - Ring - Full Power - Auto - Calibration Off .....</b>	<b>233</b>
Report Summary.....	233
Overall Measurement.....	233
Beam Details .....	234
ISO Diagrams .....	235
Chromaticity.....	236
TM-30 Details .....	237
<b>50% Zoom - Ring - Full Power - ECO - Calibration On.....</b>	<b>238</b>
Report Summary.....	238
Overall Measurement.....	238
Beam Details .....	239
ISO Diagrams .....	240
Chromaticity.....	241

TM-30 Details .....	242
<b>50% Zoom - Ring - Full Power - ECO - Calibration Off .....</b>	<b>243</b>
Report Summary.....	243
Overall Measurement.....	243
Beam Details.....	244
ISO Diagrams .....	245
Chromaticity.....	246
TM-30 Details .....	247
<b>50% Zoom with Both Zoom Zone - Full Power .....</b>	<b>248</b>
Report Summary.....	248
Overall Measurement.....	248
Beam Details.....	249
ISO Diagrams .....	250
Chromaticity.....	251
TM-30 Details .....	252
<b>50% Zoom with Both Zoom Zone - Full Power - Auto .....</b>	<b>253</b>
Report Summary.....	253
Overall Measurement.....	253
Beam Details.....	254
ISO Diagrams .....	255
Chromaticity.....	256
TM-30 Details .....	257
<b>50% Zoom with Both Zoom Zone - Full Power - ECO .....</b>	<b>258</b>
Report Summary.....	258
Overall Measurement.....	258
Beam Details.....	259
ISO Diagrams .....	260
Chromaticity.....	261
TM-30 Details .....	262
<b>50% Zoom with Both Zoom Zone - Full Power - ECO - Calibration On.....</b>	<b>263</b>
Report Summary.....	263
Overall Measurement.....	263
Beam Details.....	264
ISO Diagrams .....	265
Chromaticity.....	266
TM-30 Details .....	267
<b>50% Zoom with Both Zoom Zone - Red Only .....</b>	<b>268</b>
Report Summary.....	268

Overall Measurement.....	268
Beam Details.....	269
ISO Diagrams .....	270
Chromaticity.....	271
TM-30 Details .....	272
<b>50% Zoom with Both Zoom Zone - Red Only - Calibration On .....</b>	<b>273</b>
Report Summary.....	273
Overall Measurement.....	273
Beam Details.....	274
ISO Diagrams .....	275
Chromaticity.....	276
TM-30 Details .....	277
<b>50% Zoom with Both Zoom Zone - Green Only .....</b>	<b>278</b>
Report Summary.....	278
Overall Measurement.....	278
Beam Details.....	279
ISO Diagrams .....	280
Chromaticity.....	281
TM-30 Details .....	282
<b>50% Zoom with Both Zoom Zone - Green Only - Calibration On .....</b>	<b>283</b>
Report Summary.....	283
Overall Measurement.....	283
Beam Details.....	284
ISO Diagrams .....	285
Chromaticity.....	286
TM-30 Details .....	287
<b>50% Zoom with Both Zoom Zone - Blue Only .....</b>	<b>288</b>
Report Summary.....	288
Overall Measurement.....	288
Beam Details.....	289
ISO Diagrams .....	290
Chromaticity.....	291
TM-30 Details .....	292
<b>50% Zoom with Both Zoom Zone - Blue Only - Calibration On .....</b>	<b>293</b>
Report Summary.....	293
Overall Measurement.....	293
Beam Details.....	294
ISO Diagrams .....	295

Chromaticity.....	296
TM-30 Details .....	297
<b>50% Zoom with Both Zoom Zone - White Only .....</b>	<b>298</b>
Report Summary.....	298
Overall Measurement.....	298
Beam Details.....	299
ISO Diagrams .....	300
Chromaticity.....	301
TM-30 Details .....	302
<b>50% Zoom with Both Zoom Zone - White Only - Calibration On.....</b>	<b>303</b>
Report Summary.....	303
Overall Measurement.....	303
Beam Details.....	304
ISO Diagrams .....	305
Chromaticity.....	306
TM-30 Details .....	307
<b>50% Zoom with Both Zoom Zone - 3200K - Calibration Off .....</b>	<b>308</b>
Report Summary.....	308
Overall Measurement.....	308
Beam Details.....	309
ISO Diagrams .....	310
Chromaticity.....	311
TM-30 Details .....	312
<b>50% Zoom with Both Zoom Zone - 4000K - Calibration Off .....</b>	<b>313</b>
Report Summary.....	313
Overall Measurement.....	313
Beam Details.....	314
ISO Diagrams .....	315
Chromaticity.....	316
TM-30 Details .....	317
<b>50% Zoom with Both Zoom Zone - 5600K - Calibration Off .....</b>	<b>318</b>
Report Summary.....	318
Overall Measurement.....	318
Beam Details.....	319
ISO Diagrams .....	320
Chromaticity.....	321
TM-30 Details .....	322
<b>50% Zoom with Both Zoom Zone - 6500K - Calibration Off .....</b>	<b>323</b>

Report Summary.....	323
Overall Measurement.....	323
Beam Details.....	324
ISO Diagrams .....	325
Chromaticity.....	326
TM-30 Details .....	327
<b>50% Zoom with Both Zoom Zone - 7500K - Calibration Off .....</b>	<b>328</b>
Report Summary.....	328
Overall Measurement.....	328
Beam Details.....	329
ISO Diagrams .....	330
Chromaticity.....	331
TM-30 Details .....	332
<b>Contact Us.....</b>	<b>333</b>

## Testing Process

### Total Illuminance Measurements

Illuminance is measured using the Viso Systems LabSpion<sup>®</sup>, which takes multiple measurements across a light beam to calculate the total delivered lumens, beam, and field of a product. These values can be described as the empirical output of the product as it projects from the lens or lenses. All photometric data contained in this report are obtained from the actual illuminance of the tested Chauvet light source and are never theoretical values derived from calculations.

### Testing Lab Equipment and Process

The Chauvet headquarters in Sunrise, Florida has a climate- and light-controlled photometric testing laboratory where Chauvet products are analyzed and photometric data are measured using the Viso Systems LabSpion<sup>®</sup> light measurement solution.

This system includes a spectrometer sensor, which measures the precise light and color output of the fixture, and a two-axis goniometer, which rotates the product to allow for multi-angle and multi-directional measurement. The Viso Light Inspector software then collects and summarizes the data. From the data gathered, the software can also measure the beam and field angles, accurate color temperature, color quality, and illuminance at multiple distances. The custom-built, Chauvet-specific template presents this information in the photometric and chromaticity reports that follow.

IES (Illuminating Engineering Society) files, an industry-standard file format, are also generated from each test for easy distribution of photometric data.

Several light meters are also used for specific products or to recheck for precision. Accuracy is verified using one or more of the devices listed below:

- Sekonic SpectroMaster C-700-U
- EXTECH HD450 Datalogging Heavy Duty Light Meter
- Asensetek Essence Lighting Passport

To ensure accurate measurements in every photometric or chromaticity test, Chauvet routinely calibrates the LabSpion<sup>®</sup> system every six months as recommended by Viso Systems.

# **MAVERICK STORM**

**3 BEAMWASH**

# **Photometrics & Chromaticity Reports**



# Photometric & Chromaticity Report

Maverick Storm 3 Beam Wash: Full Flood - Plate - Full Power

## Report Summary

### Measurements

Fixture Output: 7793 lm  
Fixture Peak: 25029 cd  
Fixture Efficacy: n/a lm/W  
Intensity @ 5m: 1000 lux  
Color Temperature: 0 K  
CRI: 0.0      CRI R9 Value: 0.0  
CQS: 0.0  
TLCI: n/a  
TM-30 Rf: 0.0  
TM-30 Rg: 0.0  
Beam Angle (50%): 34.9°  
Field Angle (10%): 45.5°  
Cutoff Angle (3%): 50.5°

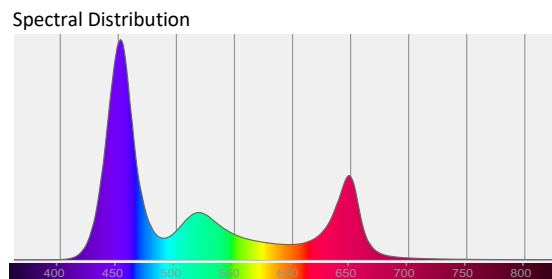
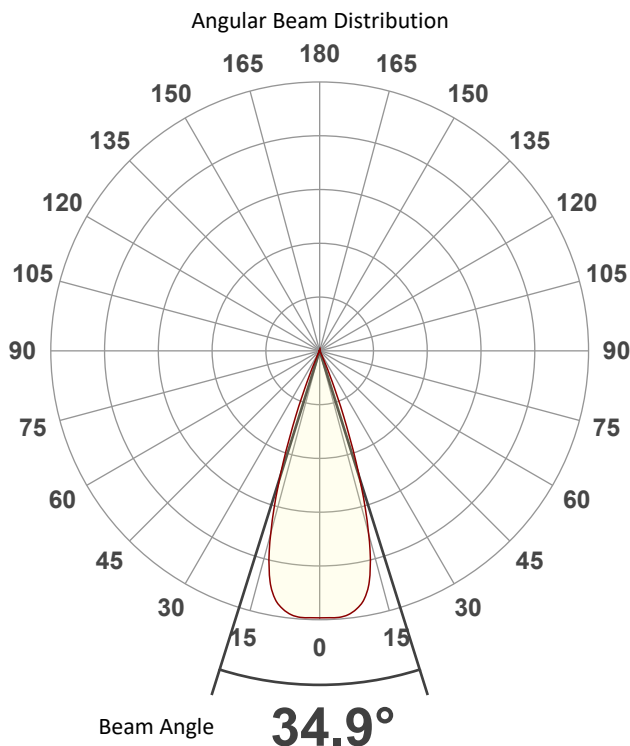


### Conditions

AC Supply: 118 V, 60 Hz  
Power: n/a W  
Current: 0.000 A  
Power Factor: n/a

This data sheet conforms to American National Standard E1.9 – 2007 (R2017). All data was measured and calculated by a Viso Systems LabSpion Goniometer at the Chauvet PD Optics Laboratory in Sunrise, FL on 4/14/2023 to LM-63-2002 Standards.

## Overall Measurement



Tested Color (CIE 1931):  
X: 0.229  
Y: 0.174

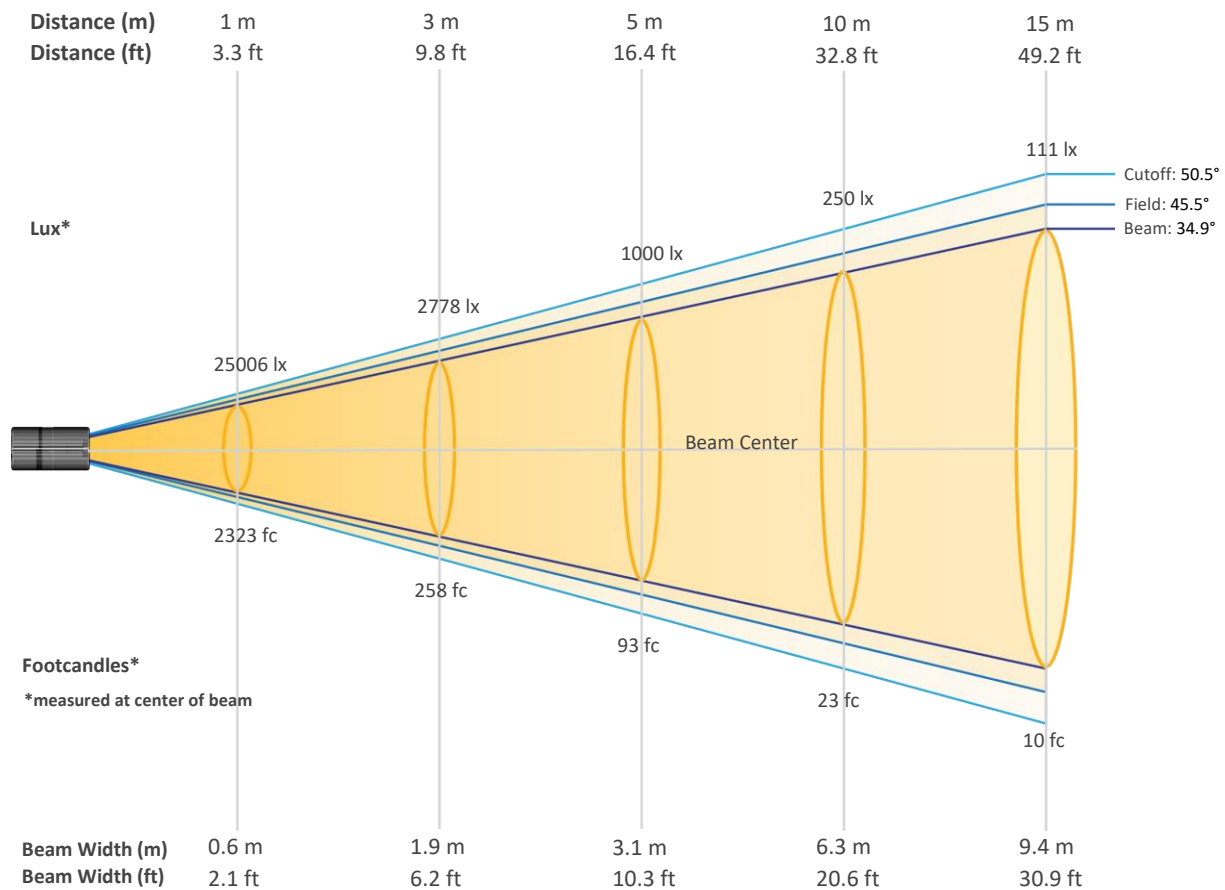
Light Quality  
CRI: 0.0

Color Temperature  
0 K

# Photometric & Chromaticity Report

Maverick Storm 3 Beam Wash: Full Flood - Plate - Full Power

## Beam Details

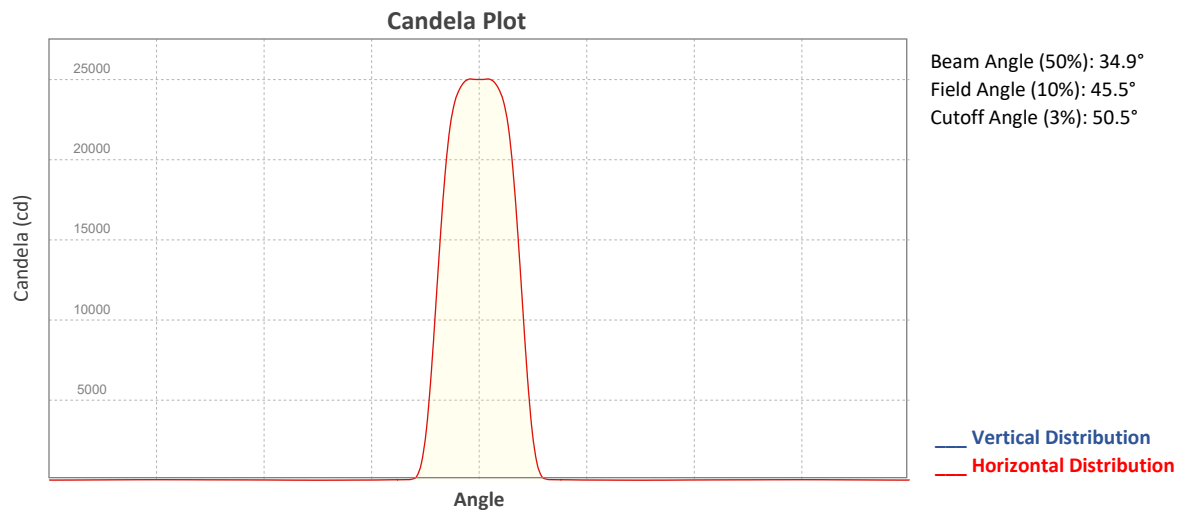


### Beam Intensities from 1-20m (3.3-65.6ft)

Distance	1m	2m	3m	4m	5m	6m	7m	8m	9m	10m
Lux	25006	6251	2778	1563	1000	695	510	391	309	250
Distance	11m	12m	13m	14m	15m	16m	17m	18m	19m	20m
Lux	207	174	148	128	111	98	87	77	69	63
Distance	3.3ft	6.6ft	9.8ft	13.1ft	16.4ft	19.7ft	23ft	26.2ft	29.5ft	32.8ft
FC	2323	581	258	145	93	65	47	36	29	23
Distance	36.1ft	39.4ft	42.7ft	45.9ft	49.2ft	52.5ft	55.8ft	59.1ft	62.3ft	65.6ft
FC	19	16	14	12	10	9	8	7	6	6

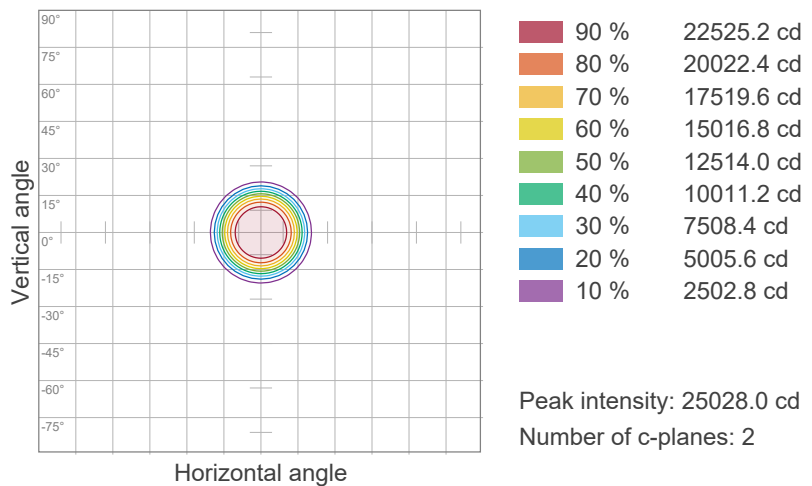
# Photometric & Chromaticity Report

Maverick Storm 3 Beam Wash: Full Flood - Plate - Full Power

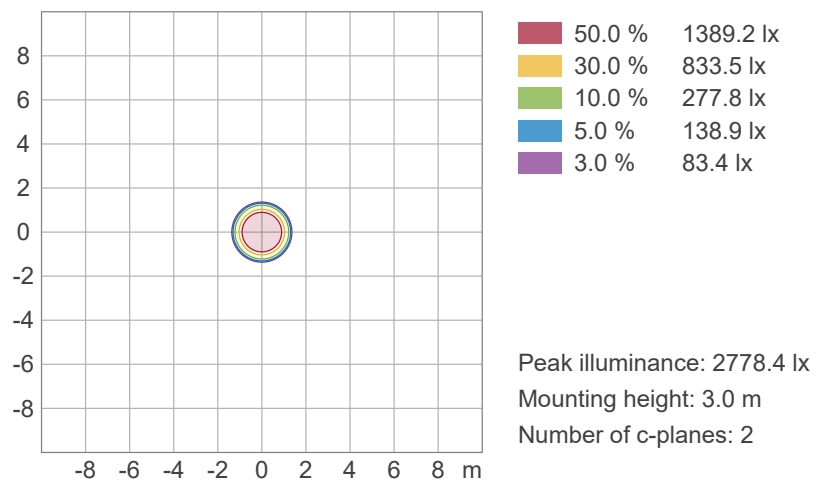


## ISO Diagrams

### ISO Candela Diagram




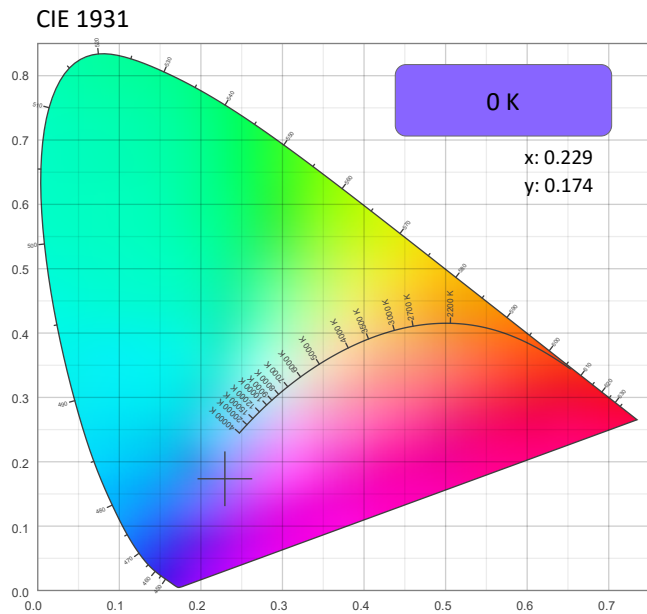
### ISO Lux Diagram



# Photometric & Chromaticity Report

Maverick Storm 3 Beam Wash: Full Flood - Plate - Full Power

## Chromaticity



### CRI: 0.0 (R1-R8)

0	0	0	0	0	0	0	0	0	0	0	0	0	0	0	0
R1	R2	R3	R4	R5	R6	R7	R8	R9	R10	R11	R12	R13	R14	R15	

### CQS: 0.0

0	0	0	0	0	0	0	0	0	0	0	0	0	0	0	0
Q1	Q2	Q3	Q4	Q5	Q6	Q7	Q8	Q9	Q10	Q11	Q12	Q13	Q14	Q15	

### Color Parameters

Color Temperature	Color Coordinate CIE 1931	Color Coordinate CIE 1931
CCT	x	y
0 K	0.229	0.174

Color Deviation from Black Body Curve	Color Coordinate CIE 1964	Color Coordinate CIE 1964
$\Delta uv$	y	u
n/a	0.174	0.198

Color Rendering Index	Red Component	Color Quality Scale
CRI	CRI - R9	CQS
0.0	0.0	0.0

Television Lighting Consistency Index	Color Fidelity	Color Gamut
TLCI	TM30 - Rf	TM30 Rg
n/a	0.0	0.0



# Photometric & Chromaticity Report

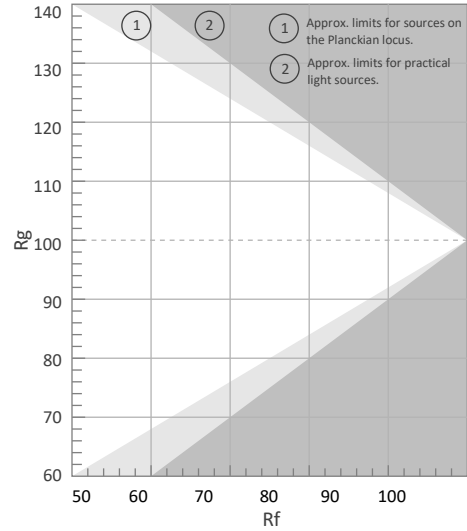
Maverick Storm 3 Beam Wash: Full Flood - Plate - Full Power

## TM-30 Details

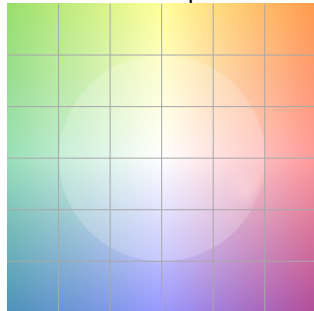
**Rf 0.0**  
Fidelity Index (Rg)

**Rg 0.0**  
Gammut Index (Rg)


Hue Bin	R <sub>f</sub>	Graphic shifts (%)	
		Chroma	Hue
1	0	0%	0%
2	0	0%	0%
3	0	0%	0%
4	0	0%	0%
5	0	0%	0%
6	0	0%	0%
7	0	0%	0%
8	0	0%	0%
9	0	0%	0%
10	0	0%	0%
11	0	0%	0%
12	0	0%	0%
13	0	0%	0%
14	0	0%	0%
15	0	0%	0%
16	0	0%	0%



Color Vector Graphic




Color Distortion Graphic



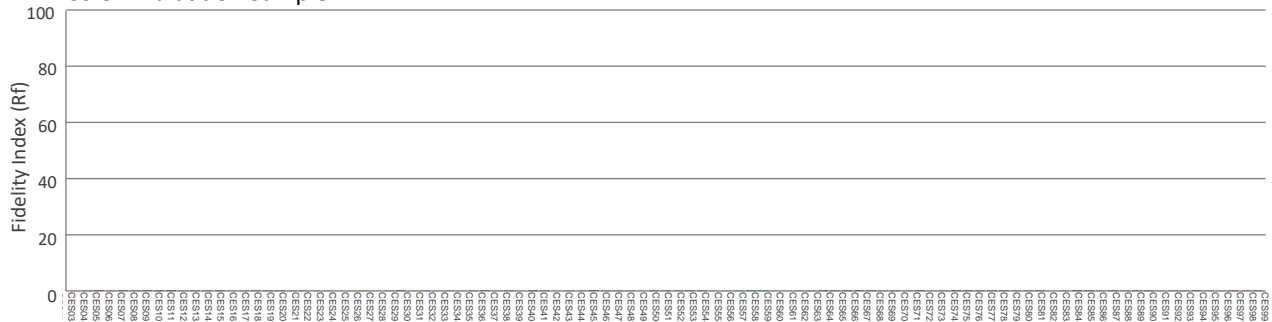
R<sub>f</sub> by Hue



Local Chroma Shift by Hue



Color Evaluation Sample



# Photometric & Chromaticity Report

Maverick Storm 3 Beam Wash: Full Flood - Plate - Full Power - Calibration On

## Report Summary

### Measurements

Fixture Output: 7021 lm  
Fixture Peak: 22393 cd  
Fixture Efficacy: n/a lm/W  
Intensity @ 5m: 892 lux  
Color Temperature: 9617 K  
CRI: 77.8    CRI R9 Value: -27.9  
CQS: 86.9  
TLCI: 70  
TM-30 Rf: 82.1  
TM-30 Rg: 112.9  
Beam Angle (50%): 35°  
Field Angle (10%): 45.4°  
Cutoff Angle (3%): 50.6°

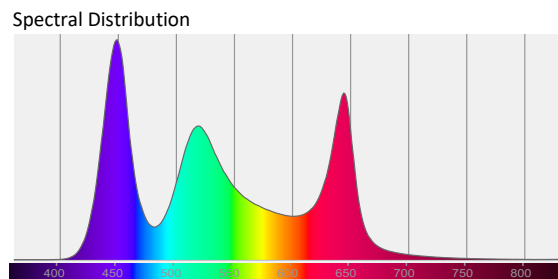
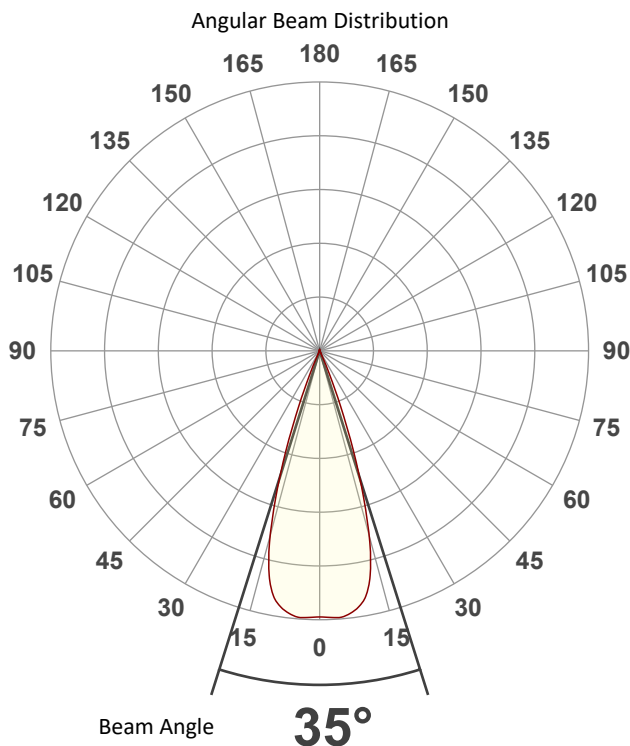


### Conditions

AC Supply: 119 V, 60 Hz  
Power: n/a W  
Current: 0.000 A  
Power Factor: n/a

This data sheet conforms to American National Standard E1.9 – 2007 (R2017). All data was measured and calculated by a Viso Systems LabSpion Goniometer at the Chauvet PD Optics Laboratory in Sunrise, FL on 4/14/2023 to LM-63-2002 Standards.

## Overall Measurement



Tested Color (CIE 1931):  
X: 0.282  
Y: 0.294

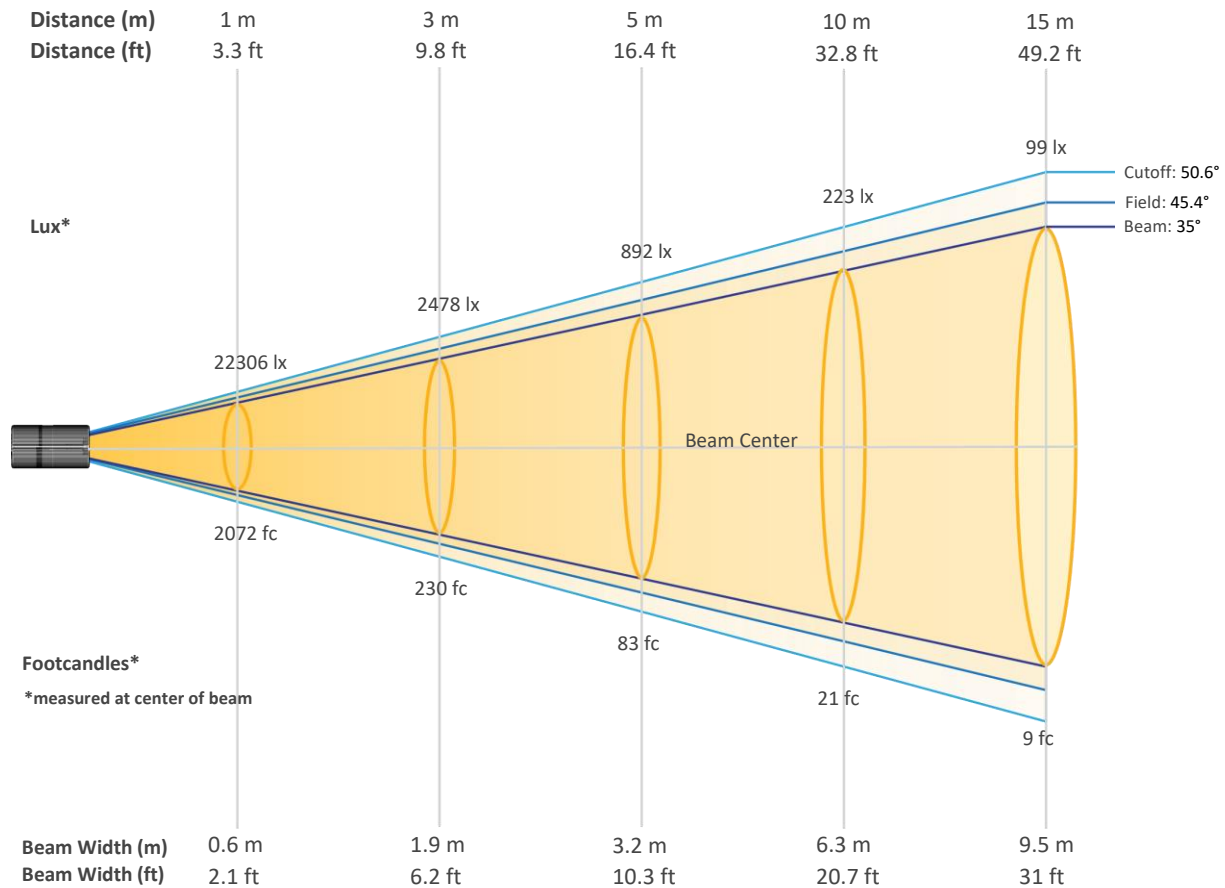
Light Quality  
CRI: 77.8

Color Temperature  
9617 K

# Photometric & Chromaticity Report

Maverick Storm 3 Beam Wash: Full Flood - Plate - Full Power - Calibration On

## Beam Details

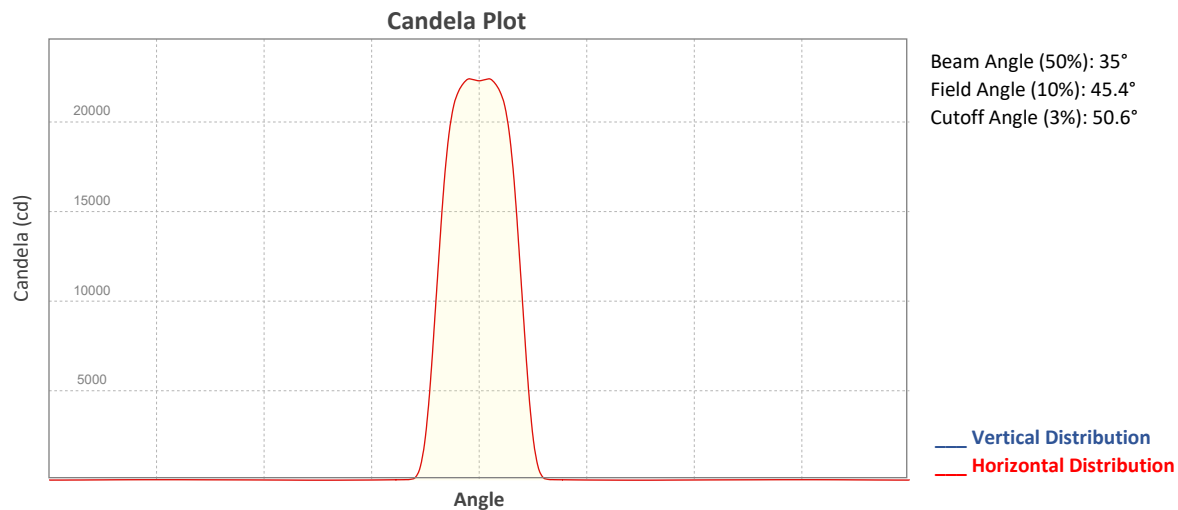


### Beam Intensities from 1-20m (3.3-65.6ft)

Distance	1m	2m	3m	4m	5m	6m	7m	8m	9m	10m
Lux	22306	5577	2478	1394	892	620	455	349	275	223
Distance	11m	12m	13m	14m	15m	16m	17m	18m	19m	20m
Lux	184	155	132	114	99	87	77	69	62	56
Distance	3.3ft	6.6ft	9.8ft	13.1ft	16.4ft	19.7ft	23ft	26.2ft	29.5ft	32.8ft
FC	2072	518	230	130	83	58	42	32	26	21
Distance	36.1ft	39.4ft	42.7ft	45.9ft	49.2ft	52.5ft	55.8ft	59.1ft	62.3ft	65.6ft
FC	17	14	12	11	9	8	7	6	6	5

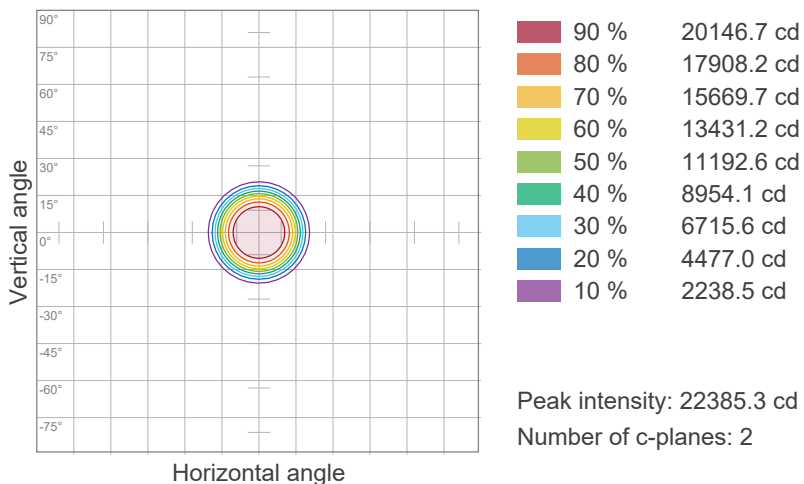
# Photometric & Chromaticity Report

Maverick Storm 3 Beam Wash: Full Flood - Plate - Full Power - Calibration On

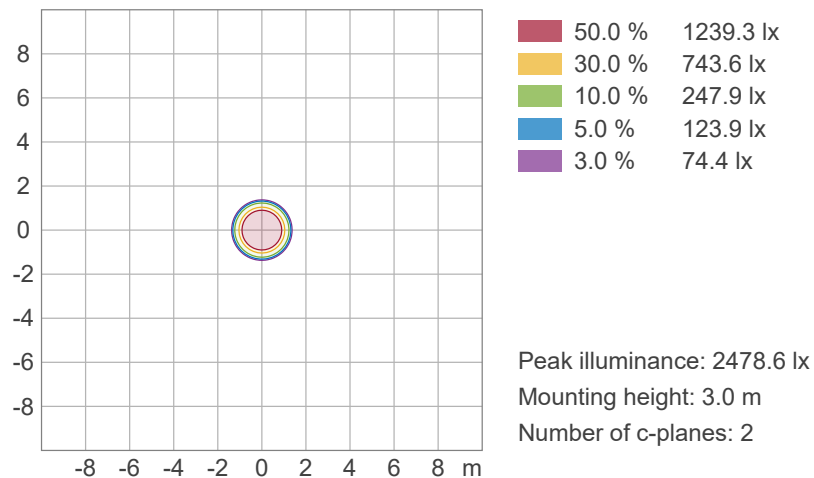


## ISO Diagrams

### ISO Candela Diagram



### ISO Lux Diagram

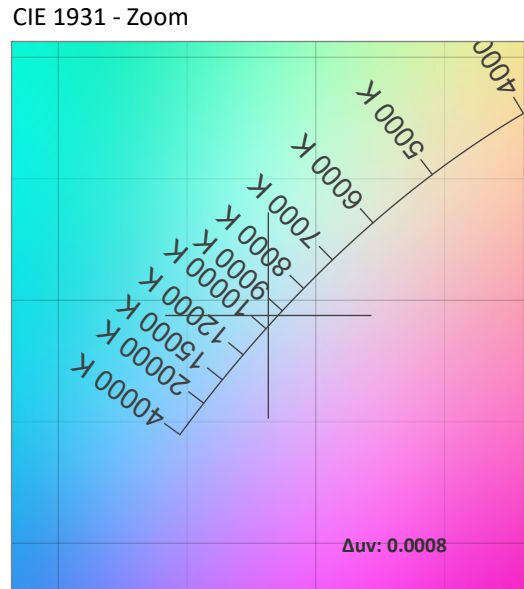
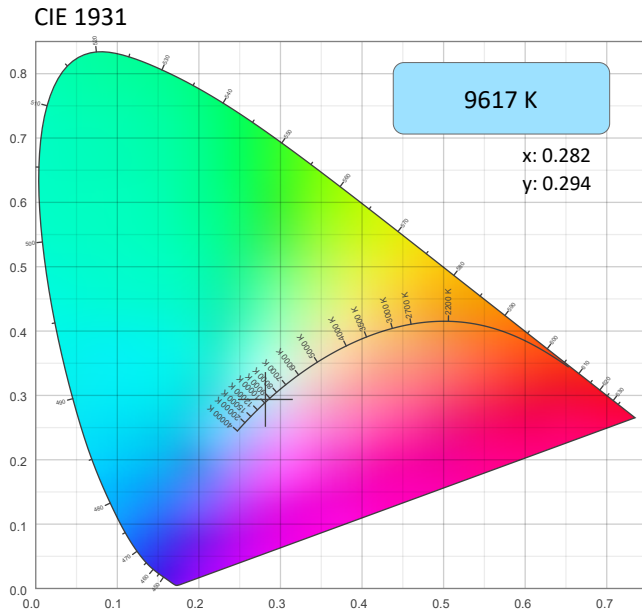




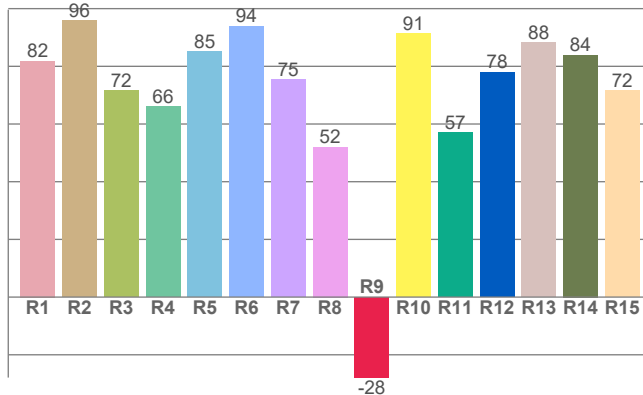
# Photometric & Chromaticity Report

Maverick Storm 3 Beam Wash: Full Flood - Plate - Full Power - Calibration On

## Chromaticity



CRI: 77.8 (R1-R8)

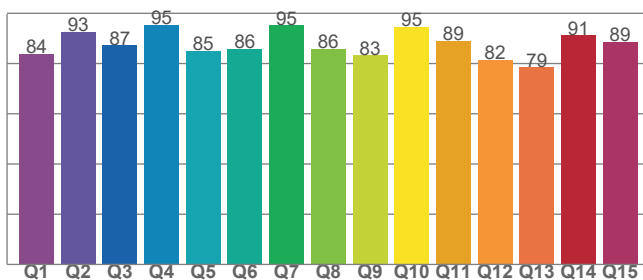


Color Parameters

Color Temperature	Color Coordinate CIE 1931	Color Coordinate CIE 1931
CCT	x	y
9617 K	0.282	0.294

Color Deviation from Black Body Curve	Color Coordinate CIE 1964	Color Coordinate CIE 1964
$\Delta uv$	y	u
0.0008	0.294	0.189

CQS: 86.9



Color Rendering Index	Red Component	Color Quality Scale
CRI	CRI - R9	CQS
77.8	-27.9	86.9

Television Lighting Consistency Index	Color Fidelity	Color Gamut
TLCI	TM30 - Rf	TM30 Rg
70	82.1	112.9

# Photometric & Chromaticity Report

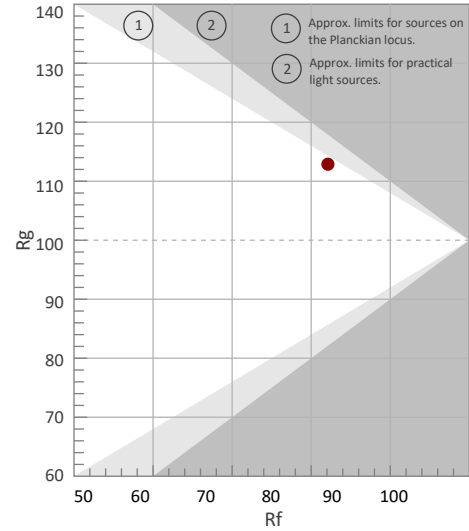
Maverick Storm 3 Beam Wash: Full Flood - Plate - Full Power - Calibration On

## TM-30 Details

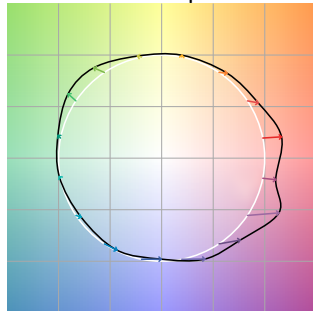
**Rf 82.1**  
Fidelity Index (Rg)

**Rg 112.9**  
Gammut Index (Rg)


Hue Bin	R <sub>f</sub>	Graphic shifts (%)	
		Chroma	Hue
1	68	18%	-2%
2	81	8%	-7%
3	87	4%	-7%
4	92	2%	0%
5	88	2%	4%
6	83	9%	6%
7	83	10%	-1%
8	85	3%	-2%
9	92	1%	-2%
10	91	-3%	4%
11	74	-2%	13%
12	75	-4%	19%
13	73	4%	22%
14	70	8%	19%
15	67	24%	19%
16	76	13%	1%



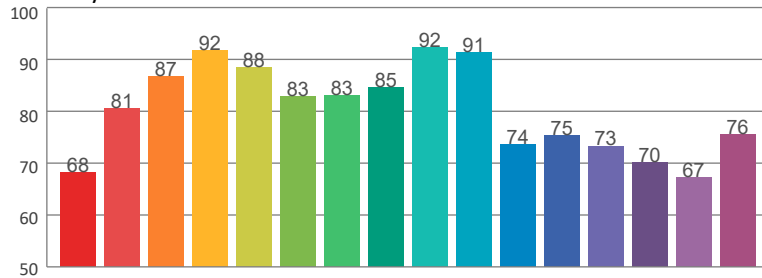
Color Vector Graphic



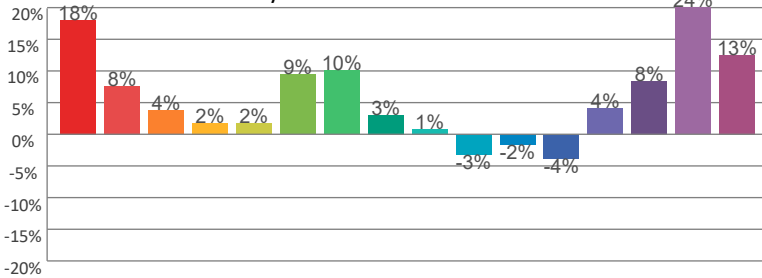
Color Distortion Graphic



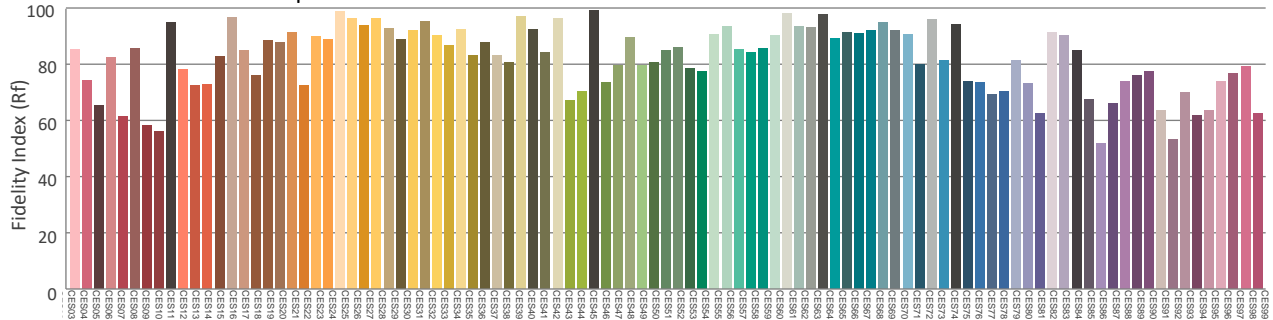
Rf by Hue



Local Chroma Shift by Hue



Color Evaluation Sample



# Photometric & Chromaticity Report

Maverick Storm 3 Beam Wash: Full Flood - Plate - Full Power - Auto

## Report Summary

### Measurements

Fixture Output: 7989 lm  
Fixture Peak: 25648 cd  
Fixture Efficacy: n/a lm/W  
Intensity @ 5m: 1025 lux  
Color Temperature: 0 K  
CRI: 0.0      CRI R9 Value: 0.0  
CQS: 0.0  
TLCI: n/a  
TM-30 Rf: 0.0  
TM-30 Rg: 0.0  
Beam Angle (50%): 34.9°  
Field Angle (10%): 45.4°  
Cutoff Angle (3%): 50.6°

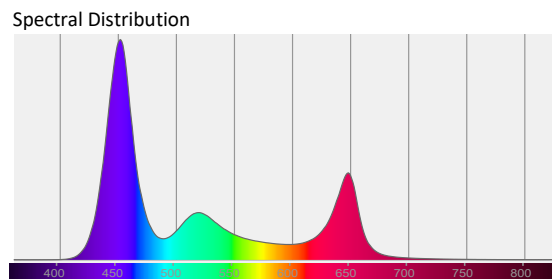
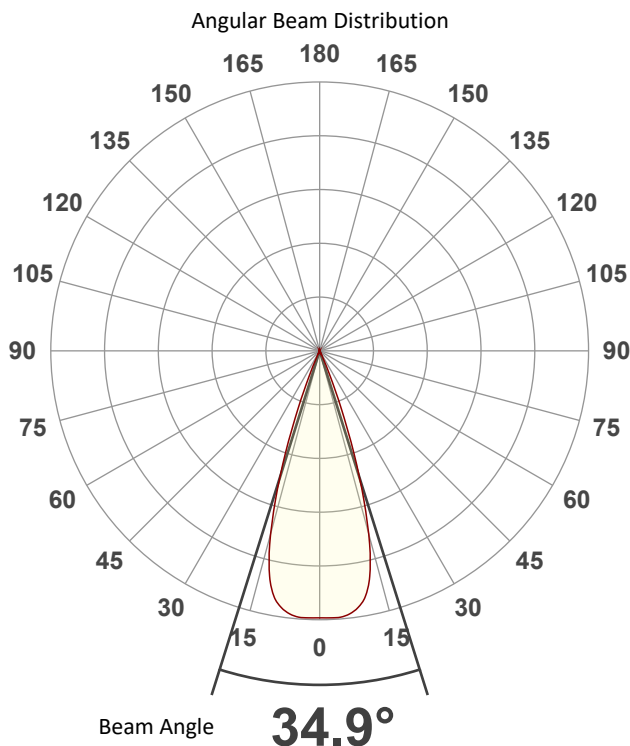


### Conditions

AC Supply: 118 V, 60 Hz  
Power: n/a W  
Current: 0.000 A  
Power Factor: n/a

This data sheet conforms to American National Standard E1.9 – 2007 (R2017). All data was measured and calculated by a Viso Systems LabSpion Goniometer at the Chauvet PD Optics Laboratory in Sunrise, FL on 4/14/2023 to LM-63-2002 Standards.

## Overall Measurement



Tested Color (CIE 1931):

X: 0.231

Y: 0.174



Light Quality

CRI: 0.0

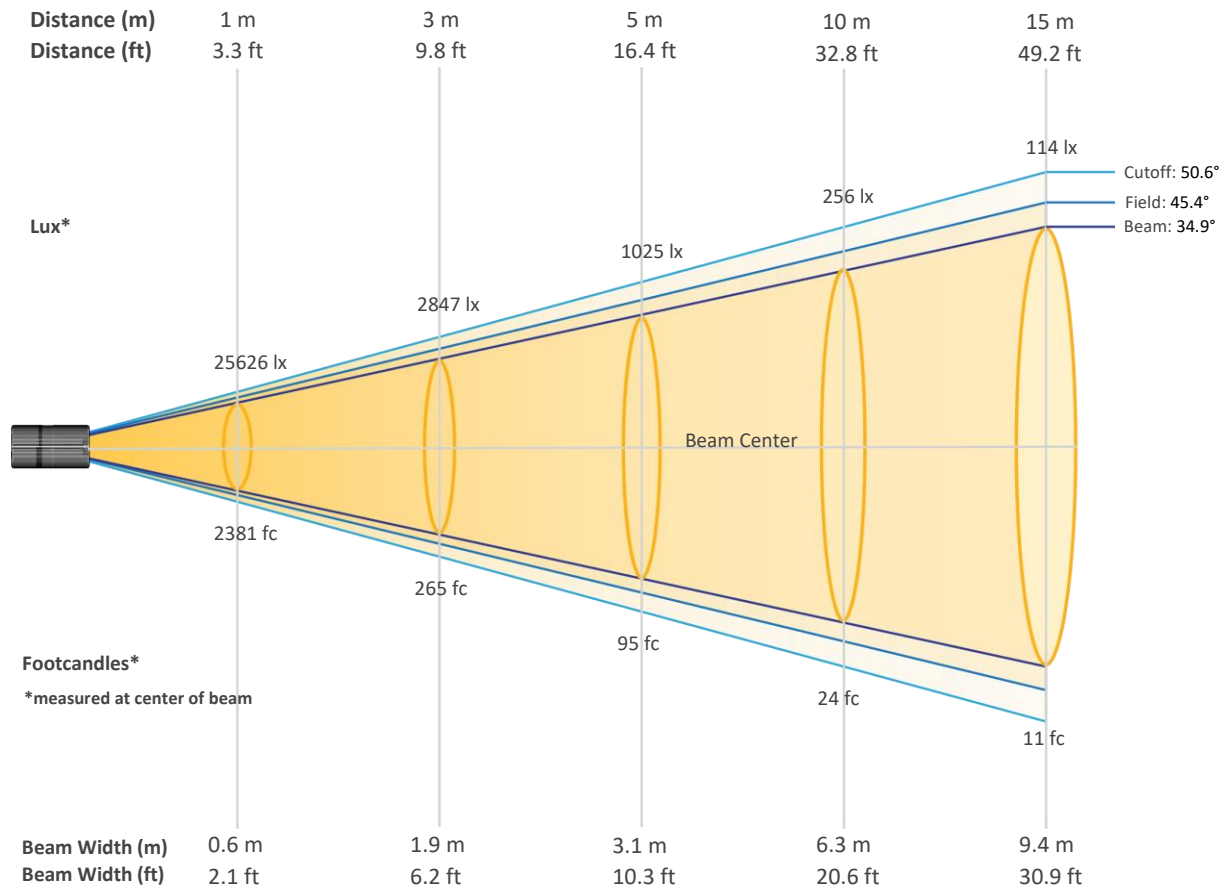
Color Temperature

0 K

# Photometric & Chromaticity Report

Maverick Storm 3 Beam Wash: Full Flood - Plate - Full Power - Auto

## Beam Details

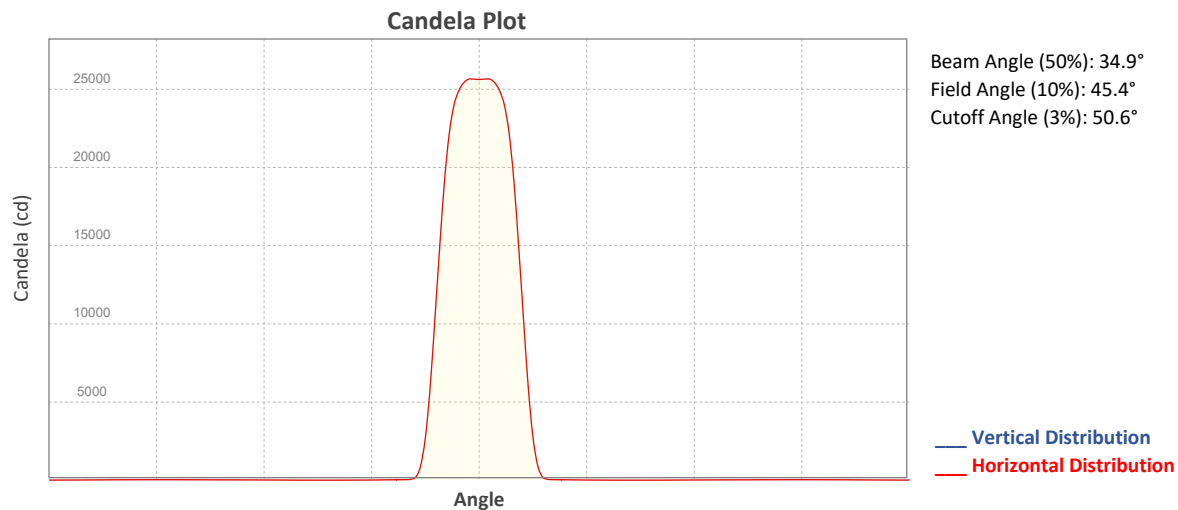


### Beam Intensities from 1-20m (3.3-65.6ft)

Distance	1m	2m	3m	4m	5m	6m	7m	8m	9m	10m
Lux	25626	6406	2847	1602	1025	712	523	400	316	256
Distance	11m	12m	13m	14m	15m	16m	17m	18m	19m	20m
Lux	212	178	152	131	114	100	89	79	71	64
Distance	3.3ft	6.6ft	9.8ft	13.1ft	16.4ft	19.7ft	23ft	26.2ft	29.5ft	32.8ft
FC	2381	595	265	149	95	66	49	37	29	24
Distance	36.1ft	39.4ft	42.7ft	45.9ft	49.2ft	52.5ft	55.8ft	59.1ft	62.3ft	65.6ft
FC	20	17	14	12	11	9	8	7	7	6

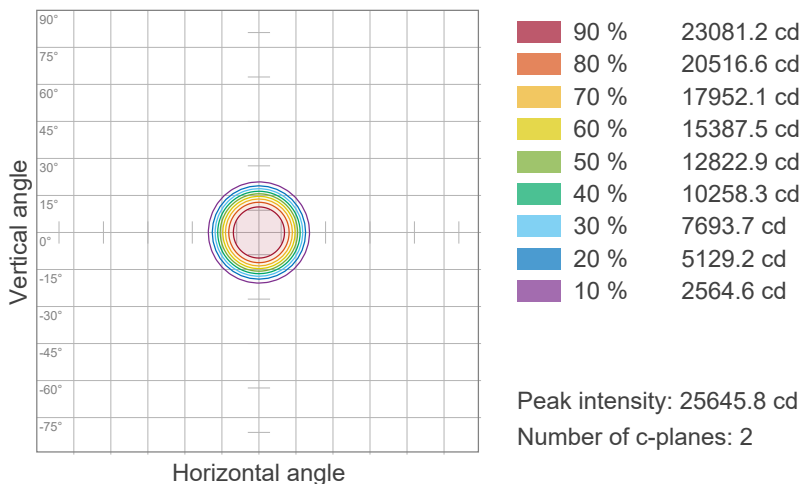
# Photometric & Chromaticity Report

Maverick Storm 3 Beam Wash: Full Flood - Plate - Full Power - Auto

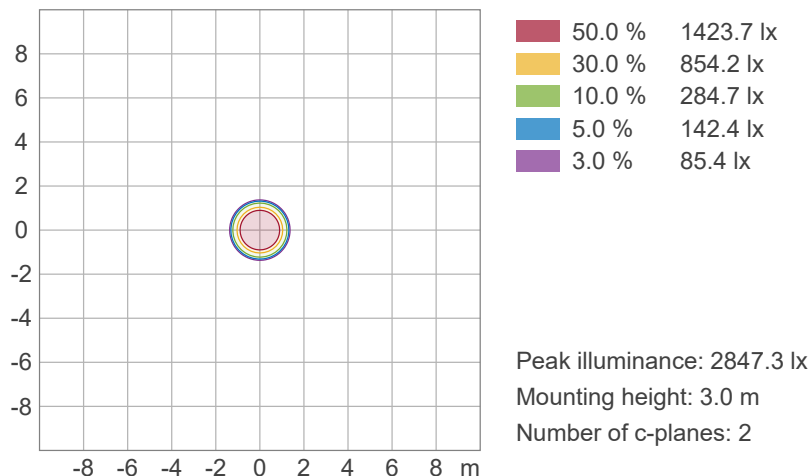


## ISO Diagrams

**ISO Candela Diagram**



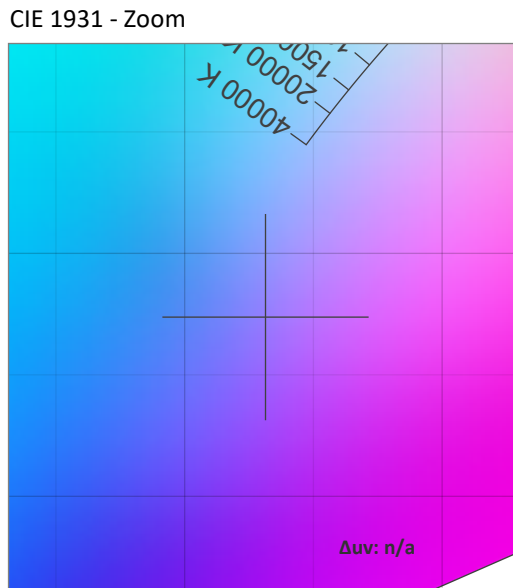
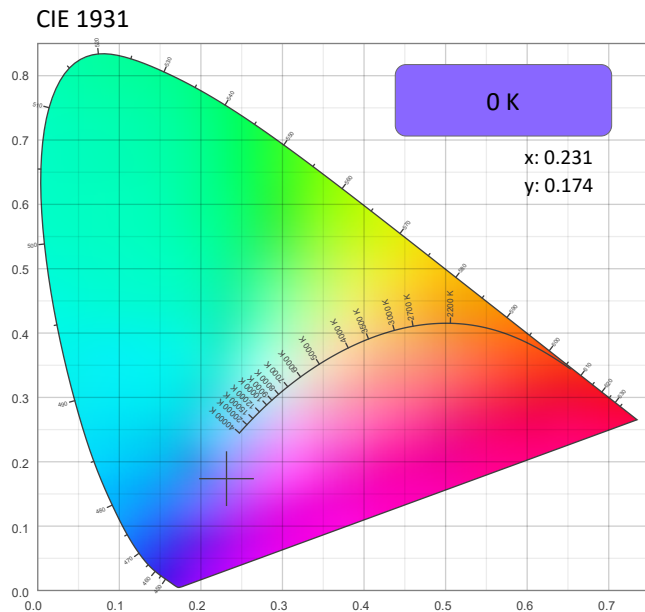
**ISO Lux Diagram**



# Photometric & Chromaticity Report

Maverick Storm 3 Beam Wash: Full Flood - Plate - Full Power - Auto

## Chromaticity



### CRI: 0.0 (R1-R8)

0	0	0	0	0	0	0	0	0	0	0	0	0	0	0
R1	R2	R3	R4	R5	R6	R7	R8	R9	R10	R11	R12	R13	R14	R15

### CQS: 0.0

0	0	0	0	0	0	0	0	0	0	0	0	0	0	0
Q1	Q2	Q3	Q4	Q5	Q6	Q7	Q8	Q9	Q10	Q11	Q12	Q13	Q14	Q15

### Color Parameters

Color Temperature	Color Coordinate CIE 1931	Color Coordinate CIE 1931
CCT	x	y
0 K	0.231	0.174

Color Deviation from Black Body Curve	Color Coordinate CIE 1964	Color Coordinate CIE 1964
Δuv	y	u
n/a	0.174	0.200

Color Rendering Index	Red Component	Color Quality Scale
CRI	CRI - R9	CQS
0.0	0.0	0.0

Television Lighting Consistency Index	Color Fidelity	Color Gamut
TLCI	TM30 - Rf	TM30 Rg
n/a	0.0	0.0



# Photometric & Chromaticity Report

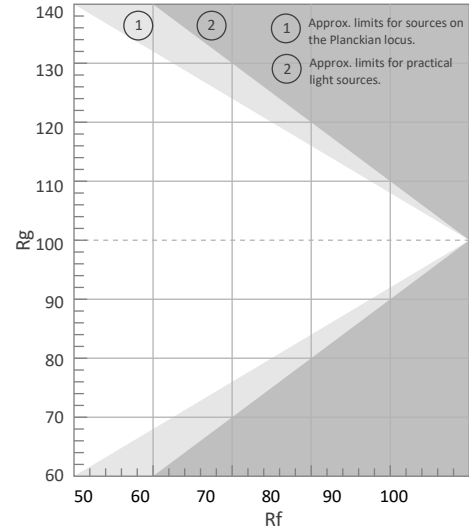
Maverick Storm 3 Beam Wash: Full Flood - Plate - Full Power - Auto

## TM-30 Details


**Rf 0.0**  
Fidelity Index (Rg)

**Rg 0.0**  
Gammut Index (Rg)


Hue Bin	R <sub>f</sub>	Graphic shifts (%)	
		Chroma	Hue
1	0	0%	0%
2	0	0%	0%
3	0	0%	0%
4	0	0%	0%
5	0	0%	0%
6	0	0%	0%
7	0	0%	0%
8	0	0%	0%
9	0	0%	0%
10	0	0%	0%
11	0	0%	0%
12	0	0%	0%
13	0	0%	0%
14	0	0%	0%
15	0	0%	0%
16	0	0%	0%



Color Vector Graphic




Color Distortion Graphic



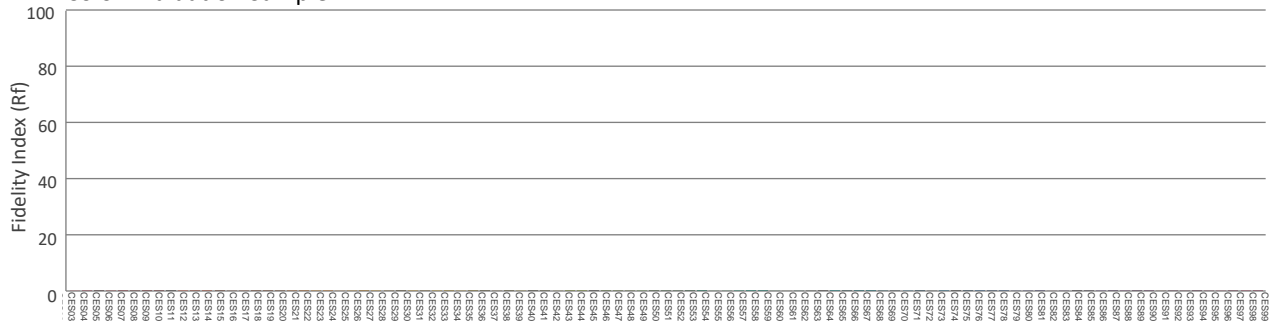
Rf by Hue



Local Chroma Shift by Hue



Color Evaluation Sample



# Photometric & Chromaticity Report

Maverick Storm 3 Beam Wash: Full Flood - Plate - Full Power - Auto - Calibration On

## Report Summary

### Measurements

Fixture Output: 7207 lm  
Fixture Peak: 22989 cd  
Fixture Efficacy: n/a lm/W  
Intensity @ 5m: 916 lux  
Color Temperature: 9364 K  
CRI: 76.6    CRI R9 Value: -34.8  
CQS: 86.5  
TLCI: 68  
TM-30 Rf: 81.5  
TM-30 Rg: 113.9  
Beam Angle (50%): 35°  
Field Angle (10%): 45.4°  
Cutoff Angle (3%): 50.7°

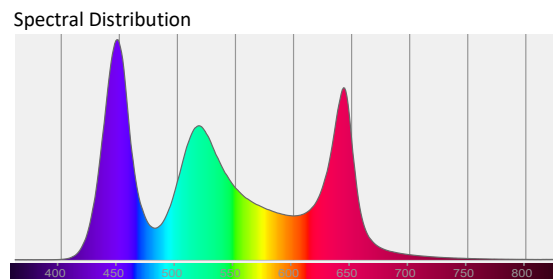
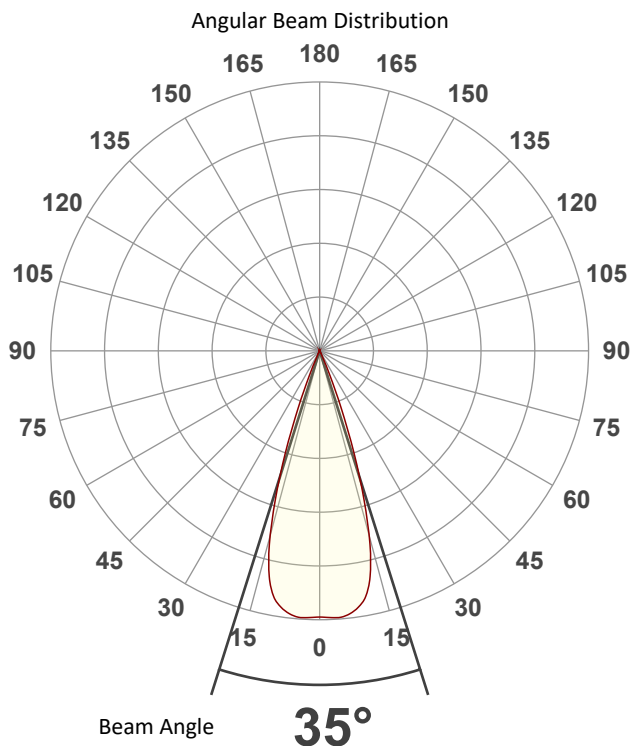


### Conditions

AC Supply: 119 V, 60 Hz  
Power: n/a W  
Current: 0.000 A  
Power Factor: n/a

This data sheet conforms to American National Standard E1.9 – 2007 (R2017). All data was measured and calculated by a Viso Systems LabSpion Goniometer at the Chauvet PD Optics Laboratory in Sunrise, FL on 4/14/2023 to LM-63-2002 Standards.


## Overall Measurement



Tested Color (CIE 1931):

X: 0.284

Y: 0.294



Light Quality

CRI: 76.6

Color Temperature

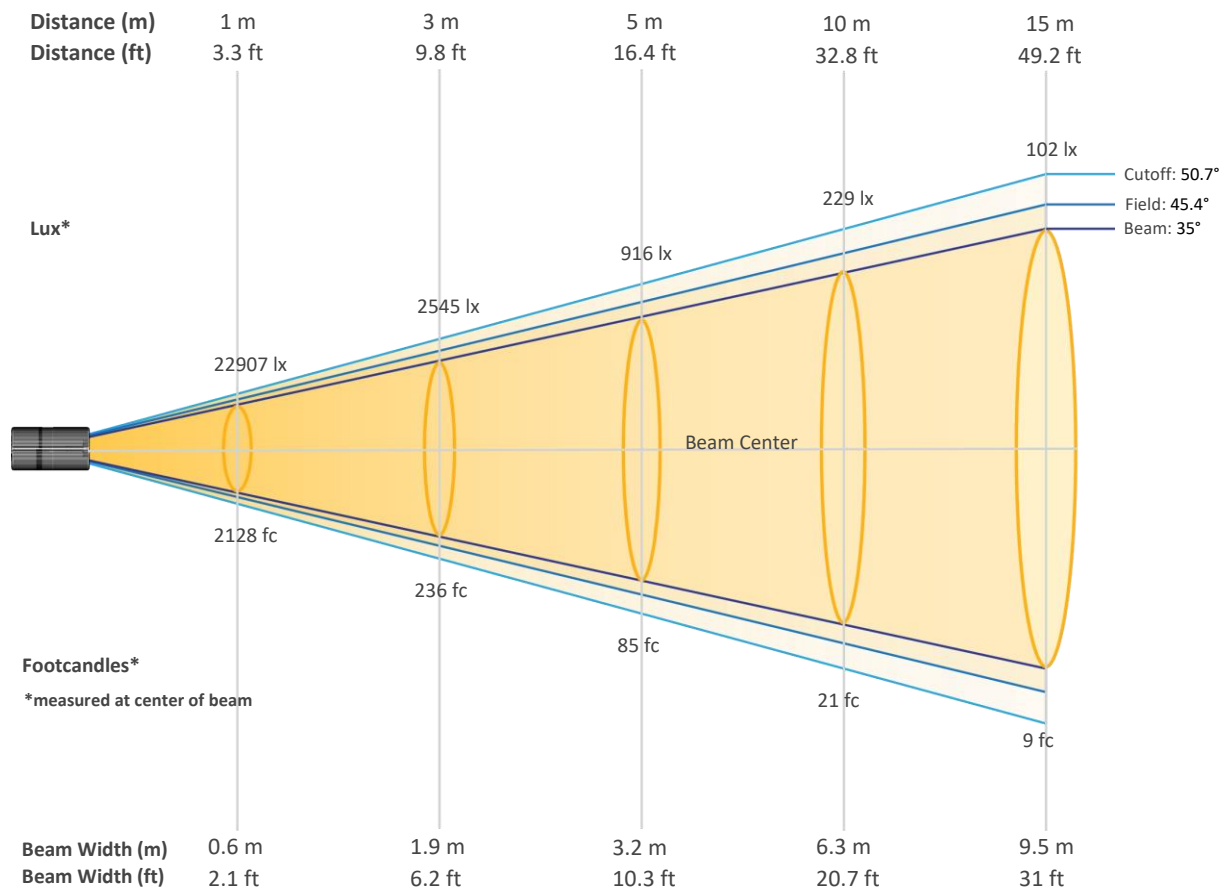
9364 K



# Photometric & Chromaticity Report

Maverick Storm 3 Beam Wash: Full Flood - Plate - Full Power - Auto - Calibration On

## Beam Details

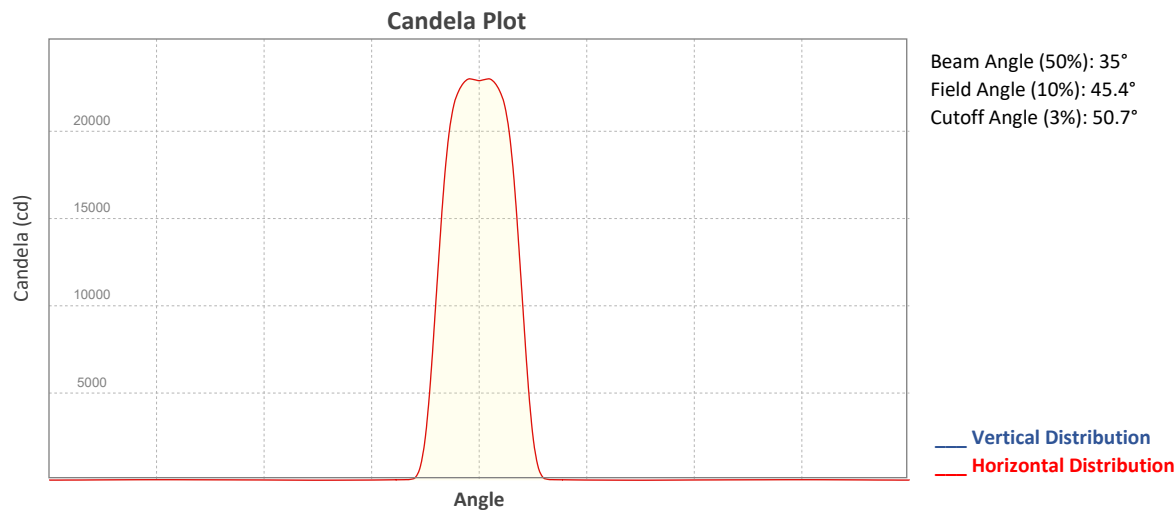


### Beam Intensities from 1-20m (3.3-65.6ft)

Distance	1m	2m	3m	4m	5m	6m	7m	8m	9m	10m
Lux	22907	5727	2545	1432	916	636	467	358	283	229
Distance	11m	12m	13m	14m	15m	16m	17m	18m	19m	20m
Lux	189	159	136	117	102	89	79	71	63	57
Distance	3.3ft	6.6ft	9.8ft	13.1ft	16.4ft	19.7ft	23ft	26.2ft	29.5ft	32.8ft
FC	2128	532	236	133	85	59	43	33	26	21
Distance	36.1ft	39.4ft	42.7ft	45.9ft	49.2ft	52.5ft	55.8ft	59.1ft	62.3ft	65.6ft
FC	18	15	13	11	9	8	7	7	6	5

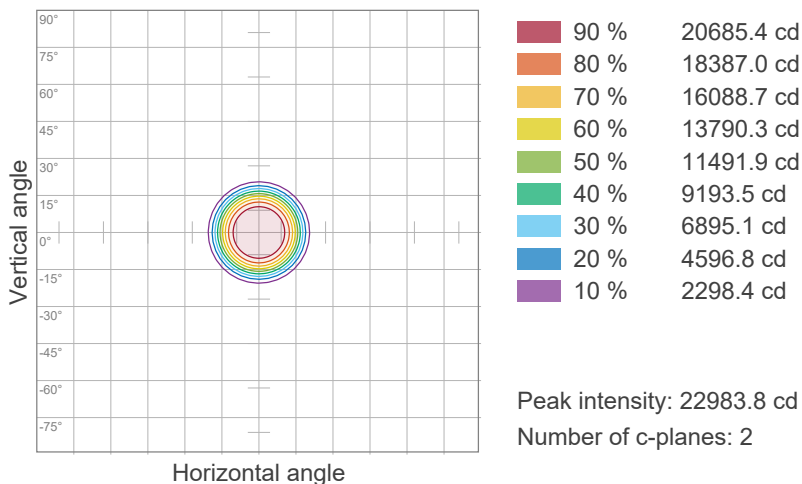
# Photometric & Chromaticity Report

Maverick Storm 3 Beam Wash: Full Flood - Plate - Full Power - Auto - Calibration On

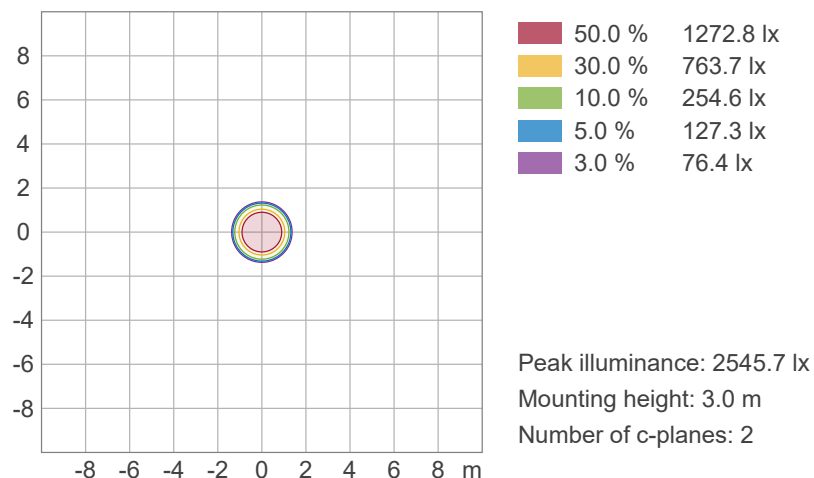


## ISO Diagrams

### ISO Candela Diagram



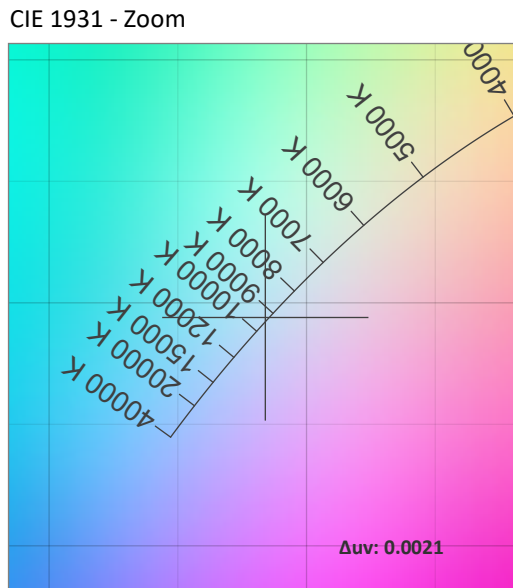
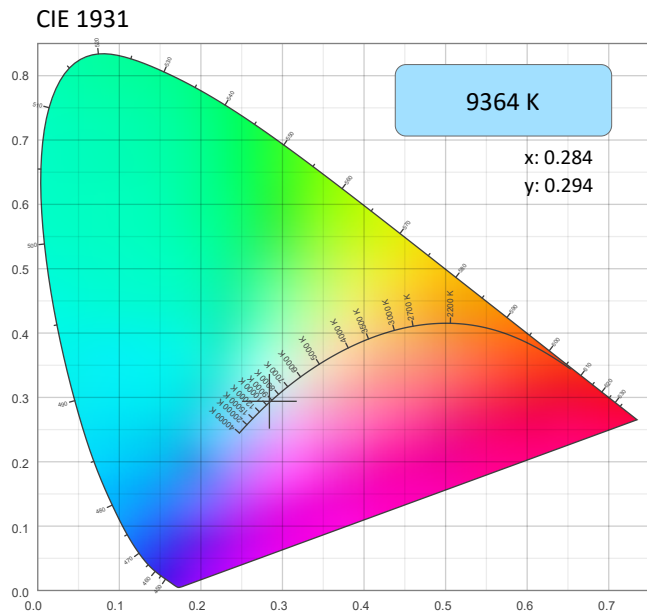
### ISO Lux Diagram



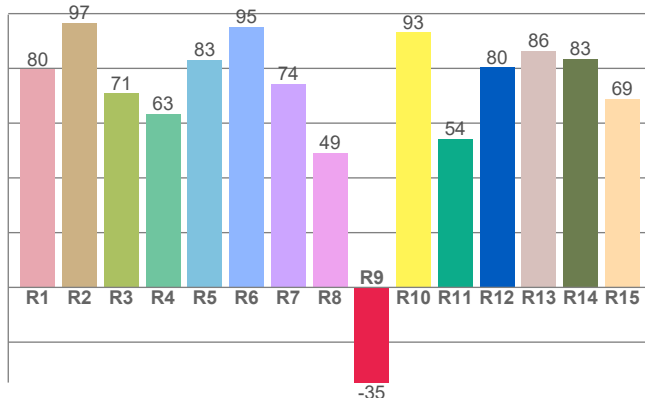
# Photometric & Chromaticity Report

Maverick Storm 3 Beam Wash: Full Flood - Plate - Full Power - Auto - Calibration On

## Chromaticity



CRI: 76.6 (R1-R8)

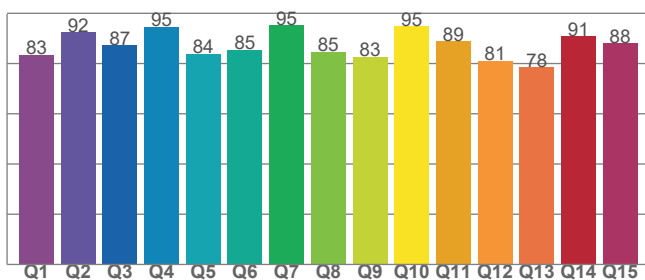


Color Parameters

Color Temperature	Color Coordinate CIE 1931	Color Coordinate CIE 1931
CCT	x	y
9364 K	0.284	0.294

Color Deviation from Black Body Curve	Color Coordinate CIE 1964	Color Coordinate CIE 1964
Δuv	y	u
0.0021	0.294	0.191

CQS: 86.5



Color Rendering Index	Red Component	Color Quality Scale
CRI	CRI - R9	CQS
76.6	-34.8	86.5

Television Lighting Consistency Index	Color Fidelity	Color Gamut
TLCI	TM30 - Rf	TM30 Rg
68	81.5	113.9

# Photometric & Chromaticity Report

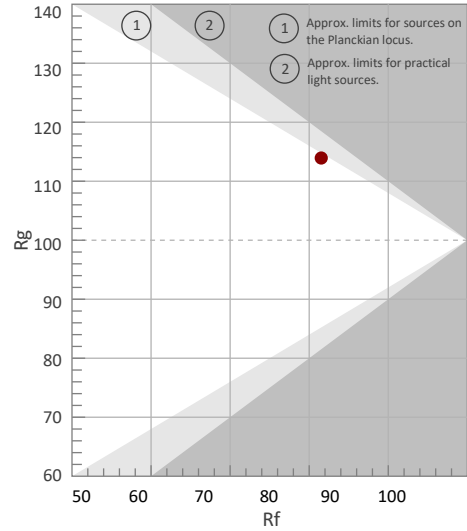
Maverick Storm 3 Beam Wash: Full Flood - Plate - Full Power - Auto - Calibration On

## TM-30 Details

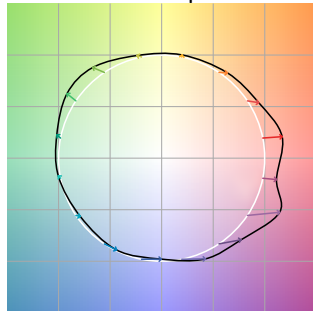
**Rf 81.5**  
Fidelity Index  
(Rg)

**Rg 113.9**  
Gammut Index (Rg)

Hue Bin	R <sub>f</sub>	Graphic shifts (%)	
		Chroma	Hue
1	67	19%	-2%
2	80	8%	-8%
3	86	4%	-7%
4	92	2%	0%
5	88	2%	4%
6	82	10%	7%
7	82	11%	-1%
8	84	4%	-2%
9	92	2%	-3%
10	92	-3%	3%
11	74	-2%	13%
12	75	-4%	19%
13	73	4%	23%
14	69	9%	20%
15	66	24%	20%
16	74	13%	1%



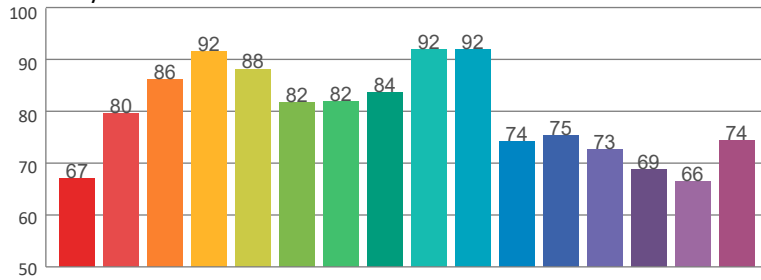
Color Vector Graphic



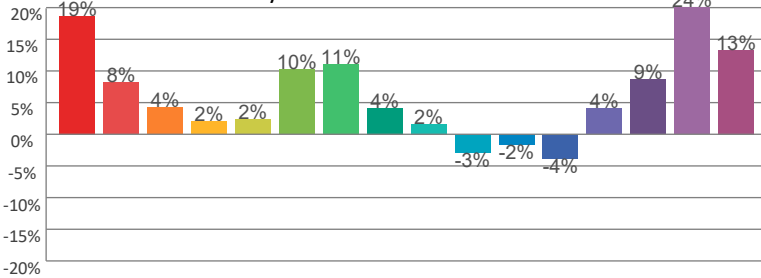
Color Distortion Graphic



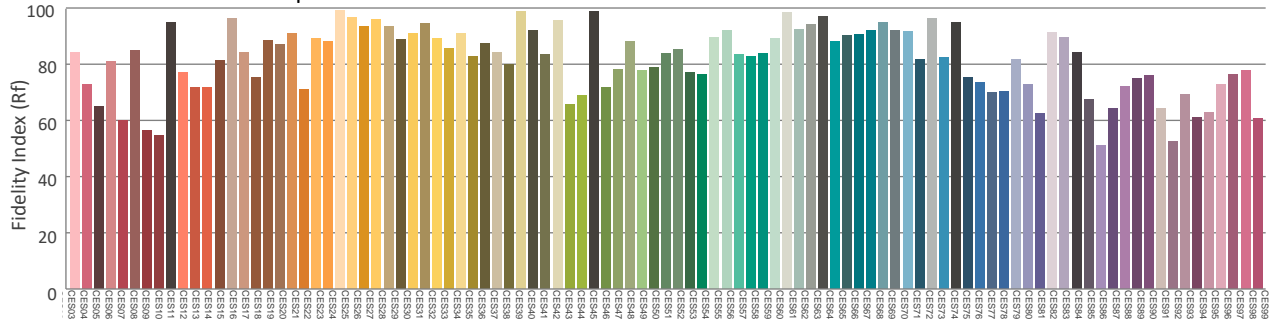
Rf by Hue



Local Chroma Shift by Hue



Color Evaluation Sample



# Photometric & Chromaticity Report

Maverick Storm 3 Beam Wash: Full Flood - Plate - Full Power - ECO

## Report Summary

### Measurements

Fixture Output: 8236 lm  
Fixture Peak: 26483 cd  
Fixture Efficacy: n/a lm/W  
Intensity @ 5m: 1058 lux  
Color Temperature: 0 K  
CRI: 0.0      CRI R9 Value: 0.0  
CQS: 0.0  
TLCI: n/a  
TM-30 Rf: 0.0  
TM-30 Rg: 0.0  
Beam Angle (50%): 34.9°  
Field Angle (10%): 45.3°  
Cutoff Angle (3%): 50.5°

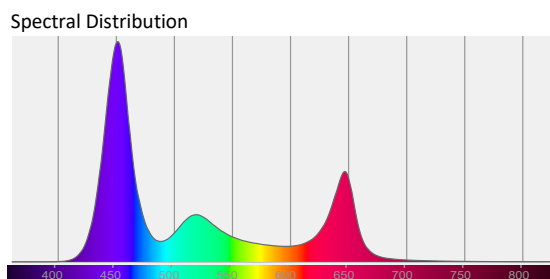
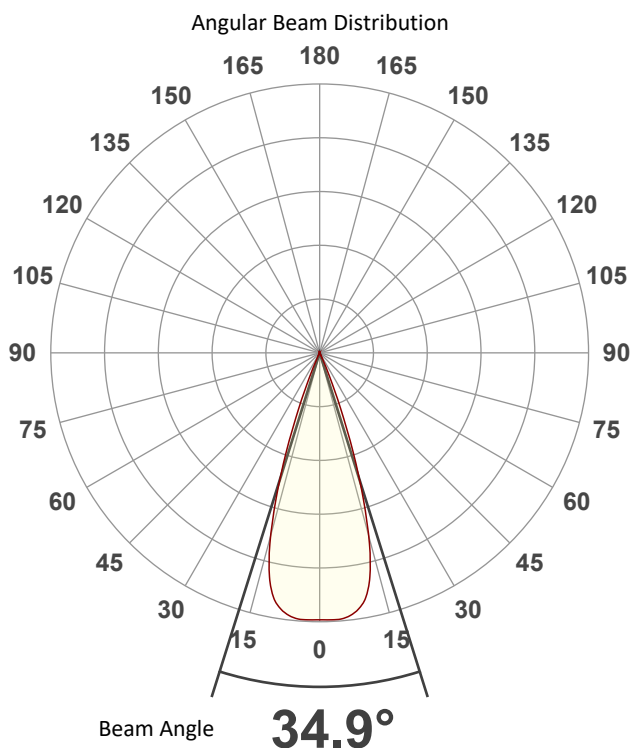


### Conditions

AC Supply: 118 V, 60 Hz  
Power: n/a W  
Current: 0.000 A  
Power Factor: n/a

This data sheet conforms to American National Standard E1.9 – 2007 (R2017). All data was measured and calculated by a Viso Systems LabSpion Goniometer at the Chauvet PD Optics Laboratory in Sunrise, FL on 4/14/2023 to LM-63-2002 Standards.

## Overall Measurement



Tested Color (CIE 1931):

X: 0.234

Y: 0.174



Light Quality

CRI: 0.0

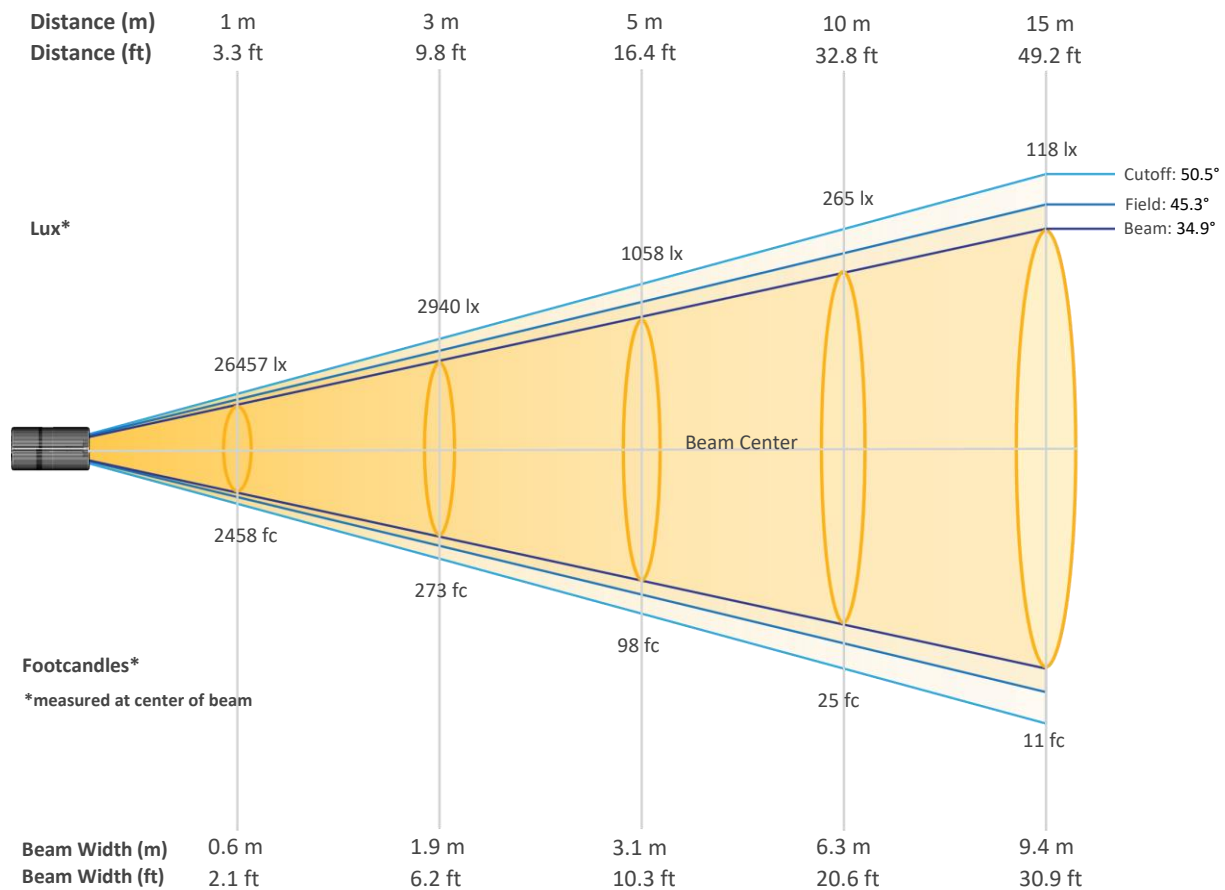
Color Temperature

0 K

# Photometric & Chromaticity Report

Maverick Storm 3 Beam Wash: Full Flood - Plate - Full Power - ECO

## Beam Details

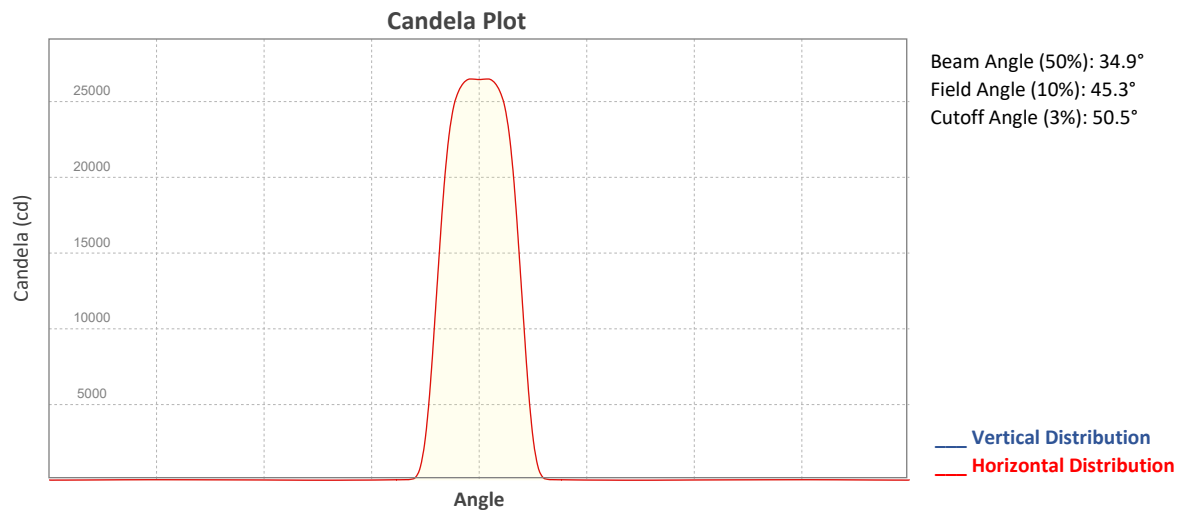


### Beam Intensities from 1-20m (3.3-65.6ft)

Distance	1m	2m	3m	4m	5m	6m	7m	8m	9m	10m
Lux	26457	6614	2940	1654	1058	735	540	413	327	265
Distance	11m	12m	13m	14m	15m	16m	17m	18m	19m	20m
Lux	219	184	157	135	118	103	92	82	73	66
Distance	3.3ft	6.6ft	9.8ft	13.1ft	16.4ft	19.7ft	23ft	26.2ft	29.5ft	32.8ft
FC	2458	614	273	154	98	68	50	38	30	25
Distance	36.1ft	39.4ft	42.7ft	45.9ft	49.2ft	52.5ft	55.8ft	59.1ft	62.3ft	65.6ft
FC	20	17	15	13	11	10	9	8	7	6

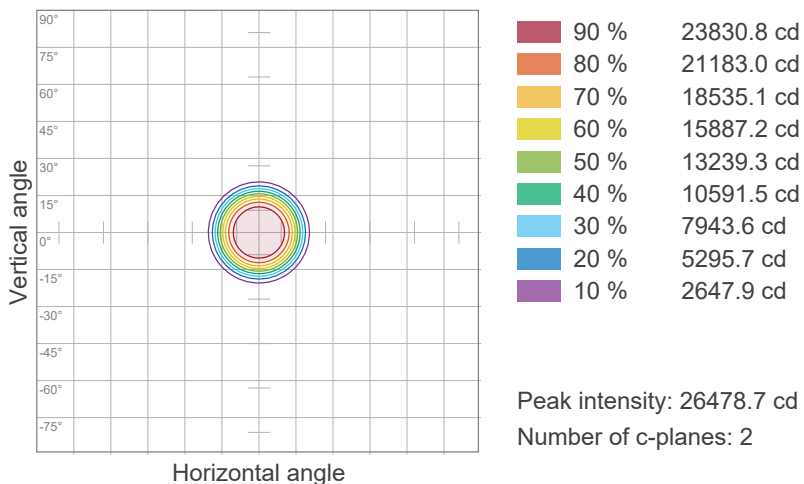
# Photometric & Chromaticity Report

Maverick Storm 3 Beam Wash: Full Flood - Plate - Full Power - ECO

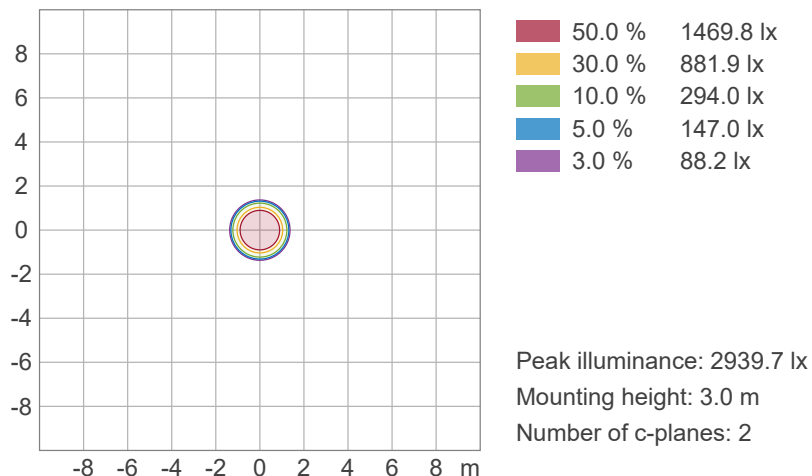


## ISO Diagrams

### ISO Candela Diagram



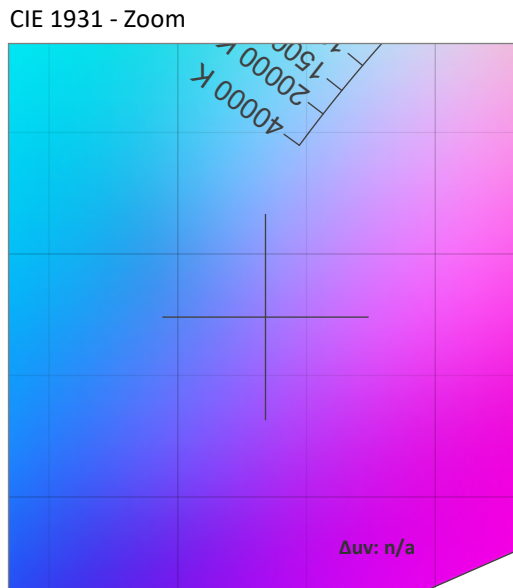
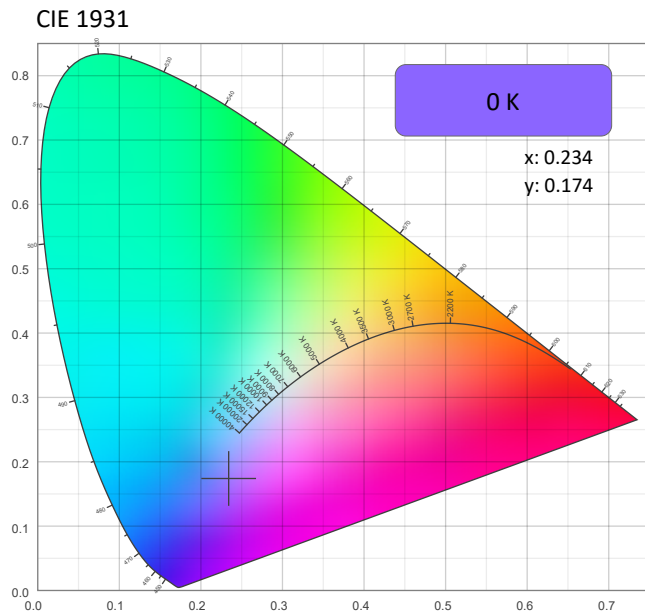
### ISO Lux Diagram



# Photometric & Chromaticity Report

Maverick Storm 3 Beam Wash: Full Flood - Plate - Full Power - ECO

## Chromaticity



### CRI: 0.0 (R1-R8)

0	0	0	0	0	0	0	0	0	0	0	0	0	0	0
R1	R2	R3	R4	R5	R6	R7	R8	R9	R10	R11	R12	R13	R14	R15

### CQS: 0.0

0	0	0	0	0	0	0	0	0	0	0	0	0	0	0
Q1	Q2	Q3	Q4	Q5	Q6	Q7	Q8	Q9	Q10	Q11	Q12	Q13	Q14	Q15

### Color Parameters

Color Temperature	Color Coordinate CIE 1931	Color Coordinate CIE 1931
CCT	x	y
0 K	0.234	0.174

Color Deviation from Black Body Curve	Color Coordinate CIE 1964	Color Coordinate CIE 1964
Δuv	y	u
n/a	0.174	0.203

Color Rendering Index	Red Component	Color Quality Scale
CRI	CRI - R9	CQS
0.0	0.0	0.0

Television Lighting Consistency Index	Color Fidelity	Color Gamut
TLCI	TM30 - Rf	TM30 Rg
n/a	0.0	0.0





# Photometric & Chromaticity Report

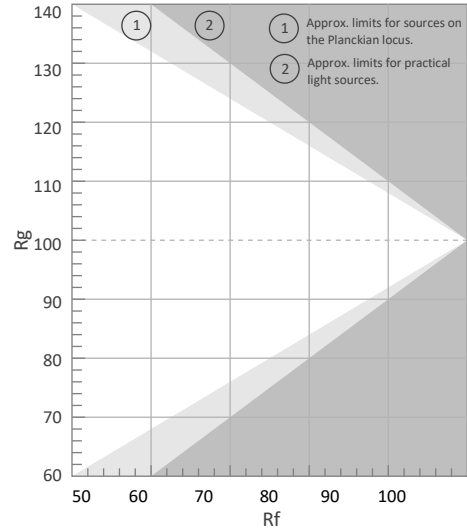
Maverick Storm 3 Beam Wash: Full Flood - Plate - Full Power - ECO

## TM-30 Details

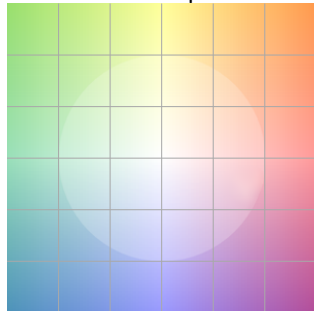
**Rf 0.0**  
Fidelity Index (Rg)

**Rg 0.0**  
Gammut Index (Rg)


Hue Bin	R <sub>f</sub>	Graphic shifts (%)	
		Chroma	Hue
1	0	0%	0%
2	0	0%	0%
3	0	0%	0%
4	0	0%	0%
5	0	0%	0%
6	0	0%	0%
7	0	0%	0%
8	0	0%	0%
9	0	0%	0%
10	0	0%	0%
11	0	0%	0%
12	0	0%	0%
13	0	0%	0%
14	0	0%	0%
15	0	0%	0%
16	0	0%	0%




Color Vector Graphic




Color Distortion Graphic



R<sub>f</sub> by Hue



Local Chroma Shift by Hue



Color Evaluation Sample



# Photometric & Chromaticity Report

Maverick Storm 3 Beam Wash: Full Flood - Plate - Full Power - ECO - Calibration On

## Report Summary

### Measurements

Fixture Output: 7240 lm  
Fixture Peak: 23134 cd  
Fixture Efficacy: n/a lm/W  
Intensity @ 5m: 922 lux  
Color Temperature: 8636 K  
CRI: 77.0    CRI R9 Value: -27.4  
CQS: 86.3  
TLCI: 67  
TM-30 Rf: 82.0  
TM-30 Rg: 113.4  
Beam Angle (50%): 35°  
Field Angle (10%): 45.4°  
Cutoff Angle (3%): 50.7°

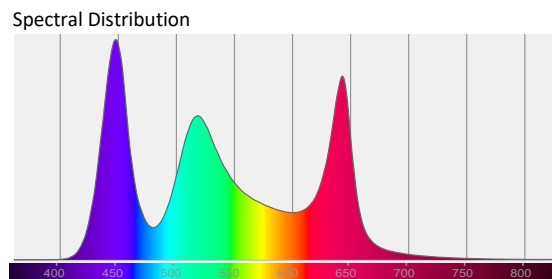
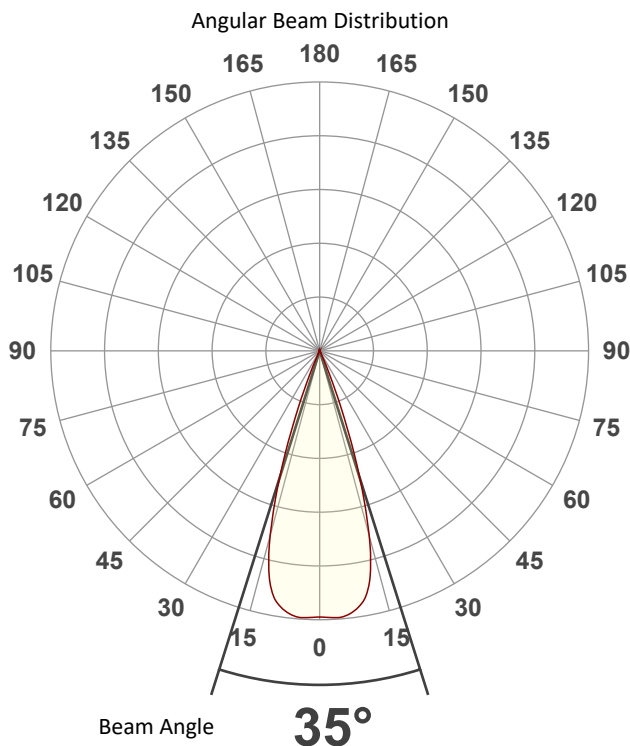


### Conditions

AC Supply: 119 V, 60 Hz  
Power: n/a W  
Current: 0.000 A  
Power Factor: n/a

This data sheet conforms to American National Standard E1.9 – 2007 (R2017). All data was measured and calculated by a Viso Systems LabSpion Goniometer at the Chauvet PD Optics Laboratory in Sunrise, FL on 4/14/2023 to LM-63-2002 Standards.

## Overall Measurement



Tested Color (CIE 1931):  
X: 0.288  
Y: 0.303

Light Quality  
CRI: 77.0

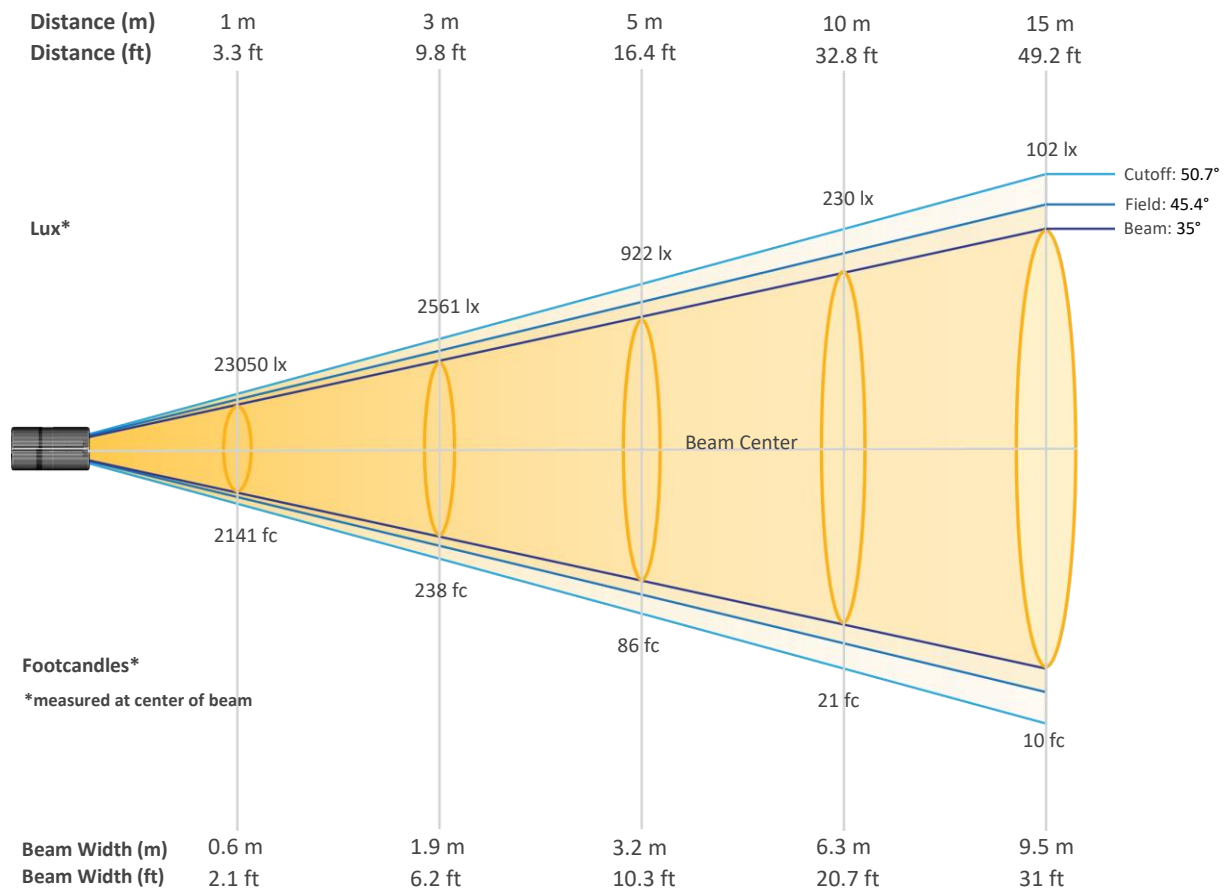
Color Temperature  
8636 K



# Photometric & Chromaticity Report

Maverick Storm 3 Beam Wash: Full Flood - Plate - Full Power - ECO - Calibration On

## Beam Details

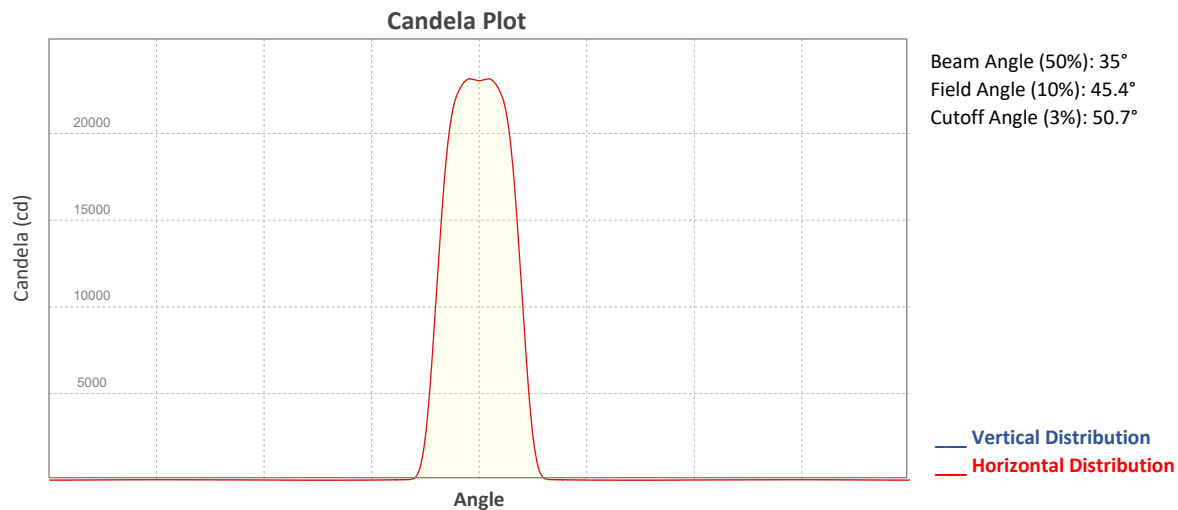


### Beam Intensities from 1-20m (3.3-65.6ft)

Distance	1m	2m	3m	4m	5m	6m	7m	8m	9m	10m
Lux	23050	5762	2561	1441	922	640	470	360	285	230
<b>Distance</b>	<b>11m</b>	<b>12m</b>	<b>13m</b>	<b>14m</b>	<b>15m</b>	<b>16m</b>	<b>17m</b>	<b>18m</b>	<b>19m</b>	<b>20m</b>
Lux	190	160	136	118	102	90	80	71	64	58
<b>Distance</b>	<b>3.3ft</b>	<b>6.6ft</b>	<b>9.8ft</b>	<b>13.1ft</b>	<b>16.4ft</b>	<b>19.7ft</b>	<b>23ft</b>	<b>26.2ft</b>	<b>29.5ft</b>	<b>32.8ft</b>
FC	2141	535	238	134	86	59	44	33	26	21
<b>Distance</b>	<b>36.1ft</b>	<b>39.4ft</b>	<b>42.7ft</b>	<b>45.9ft</b>	<b>49.2ft</b>	<b>52.5ft</b>	<b>55.8ft</b>	<b>59.1ft</b>	<b>62.3ft</b>	<b>65.6ft</b>
FC	18	15	13	11	10	8	7	7	6	5

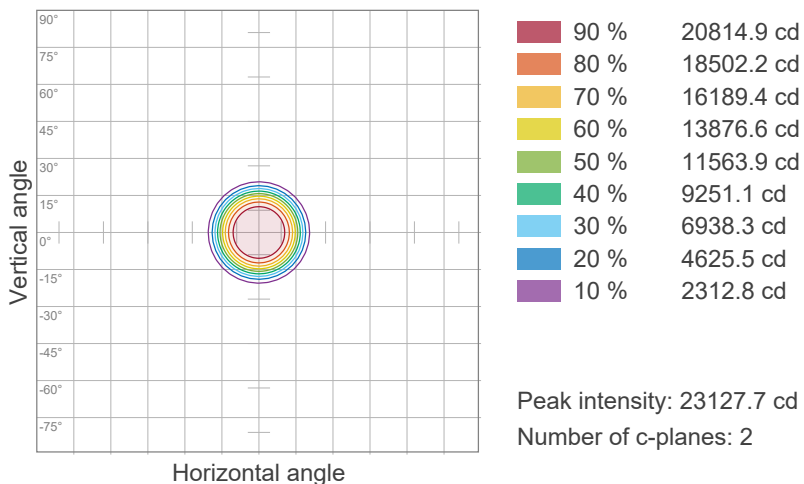
# Photometric & Chromaticity Report

Maverick Storm 3 Beam Wash: Full Flood - Plate - Full Power - ECO - Calibration On

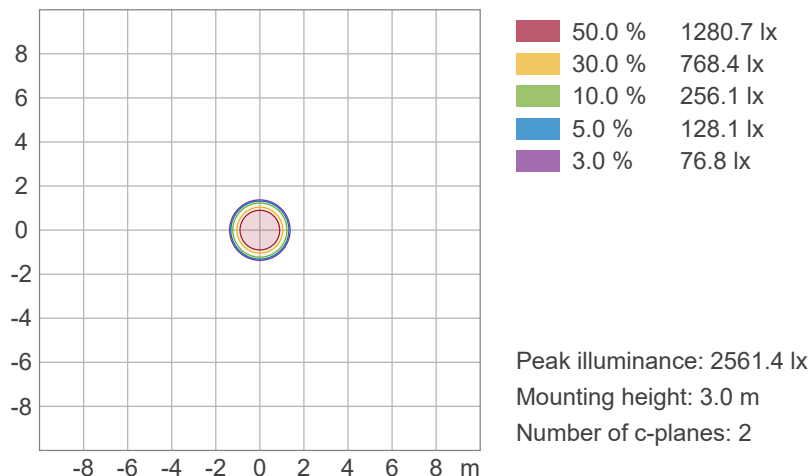


## ISO Diagrams

**ISO Candela Diagram**



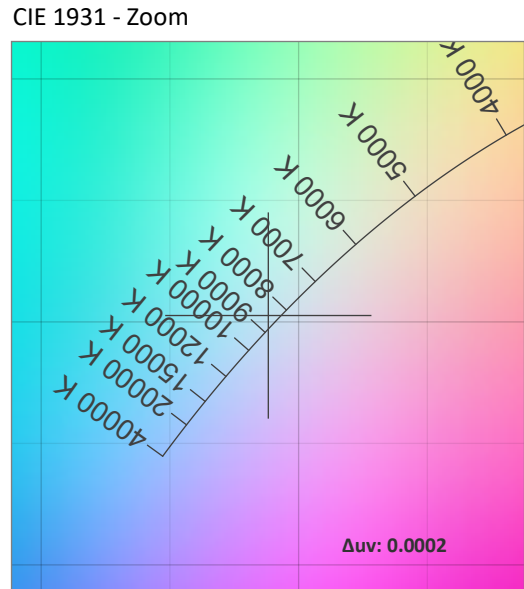
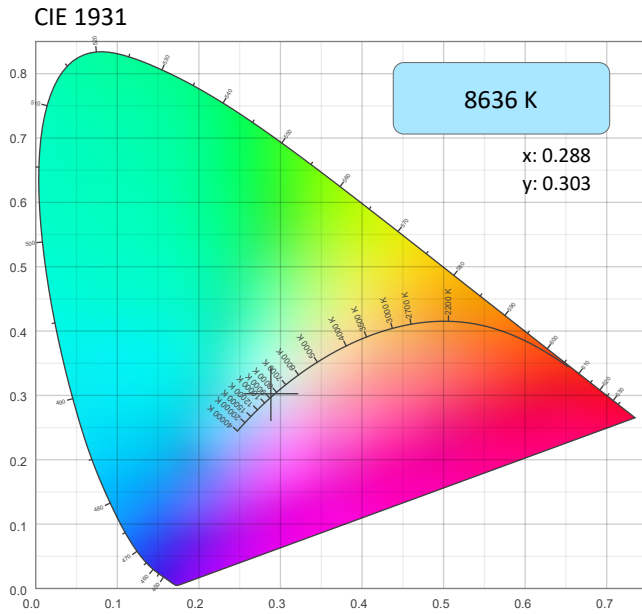
**ISO Lux Diagram**



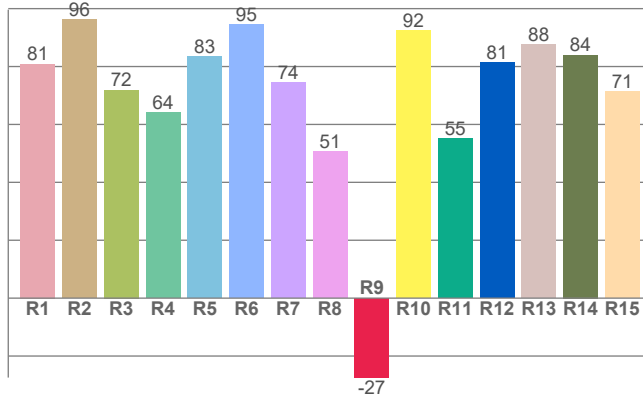
# Photometric & Chromaticity Report

Maverick Storm 3 Beam Wash: Full Flood - Plate - Full Power - ECO - Calibration On

## Chromaticity



CRI: 77.0 (R1-R8)

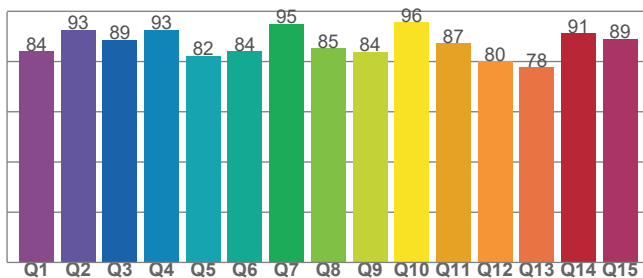


Color Parameters

Color Temperature	Color Coordinate CIE 1931	Color Coordinate CIE 1931
CCT	x	y
8636 K	0.288	0.303

Color Deviation from Black Body Curve	Color Coordinate CIE 1964	Color Coordinate CIE 1964
Δuv	y	u
0.0002	0.303	0.190

CQS: 86.3



Color Rendering Index	Red Component	Color Quality Scale
CRI	CRI - R9	CQS
77.0	-27.4	86.3

Television Lighting Consistency Index	Color Fidelity	Color Gamut
TLCI	TM30 - Rf	TM30 Rg
67	82.0	113.4

# Photometric & Chromaticity Report

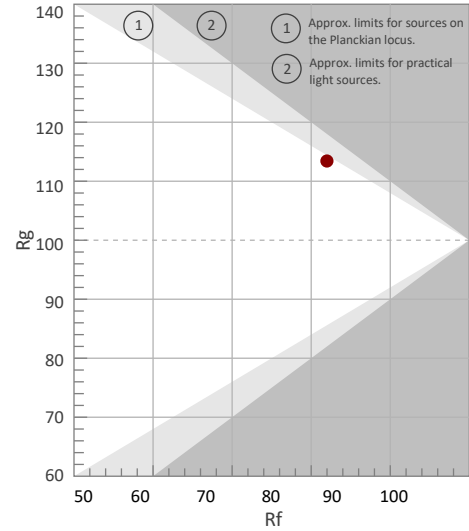
Maverick Storm 3 Beam Wash: Full Flood - Plate - Full Power - ECO - Calibration On

## TM-30 Details

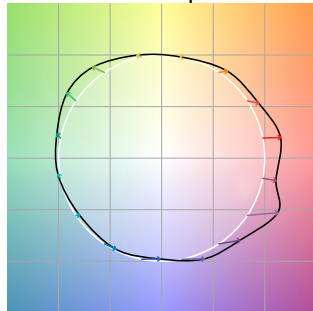
**Rf 82.0**  
Fidelity Index (Rg)

**Rg 113.4**  
Gammut Index (Rg)

Hue Bin	R <sub>f</sub>	Graphic shifts (%)	
		Chroma	Hue
1	69	17%	-3%
2	80	8%	-8%
3	86	6%	-6%
4	94	0%	1%
5	89	3%	4%
6	82	10%	6%
7	81	11%	-1%
8	82	4%	-3%
9	92	2%	-4%
10	92	-3%	2%
11	76	-2%	12%
12	77	-4%	17%
13	74	4%	21%
14	71	8%	19%
15	68	23%	19%
16	75	13%	0%



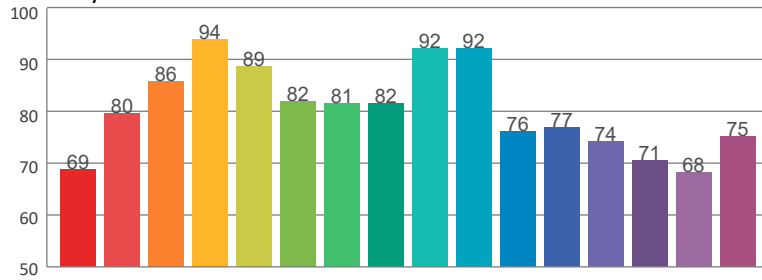
Color Vector Graphic



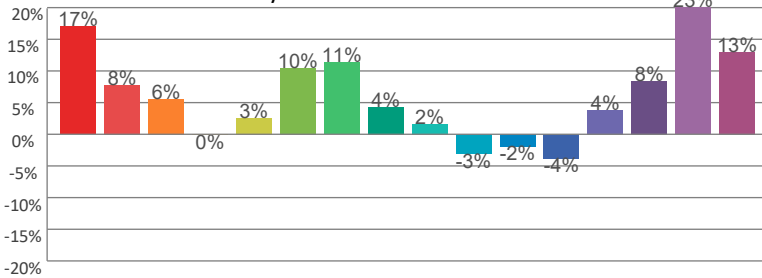
Color Distortion Graphic



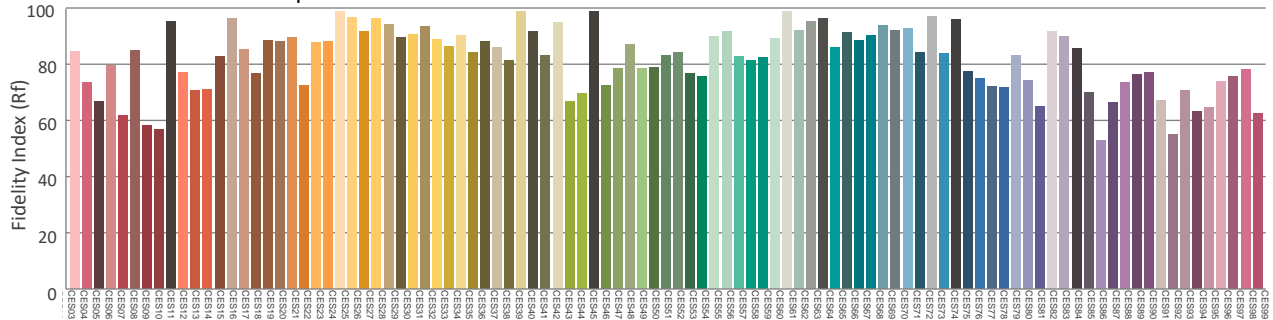
Rf by Hue



Local Chroma Shift by Hue



Color Evaluation Sample



# Photometric & Chromaticity Report

Maverick Storm 3 Beam Wash: Full Flood - Ring - Full Power

## Report Summary

### Measurements

Fixture Output: 11162 lm  
Fixture Peak: 35320 cd  
Fixture Efficacy: n/a lm/W  
Intensity @ 5m: 1412 lux  
Color Temperature: 0 K  
CRI: 0.0      CRI R9 Value: 0.0  
CQS: 0.0  
TLCI: n/a  
TM-30 Rf: 0.0  
TM-30 Rg: 0.0  
Beam Angle (50%): 35.2°  
Field Angle (10%): 46.3°  
Cutoff Angle (3%): 51.5°

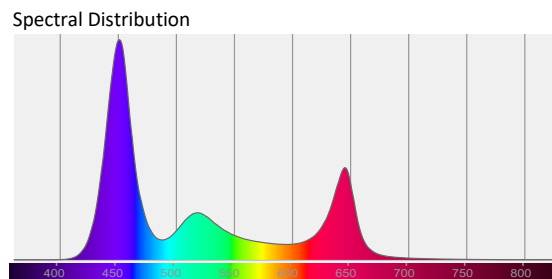
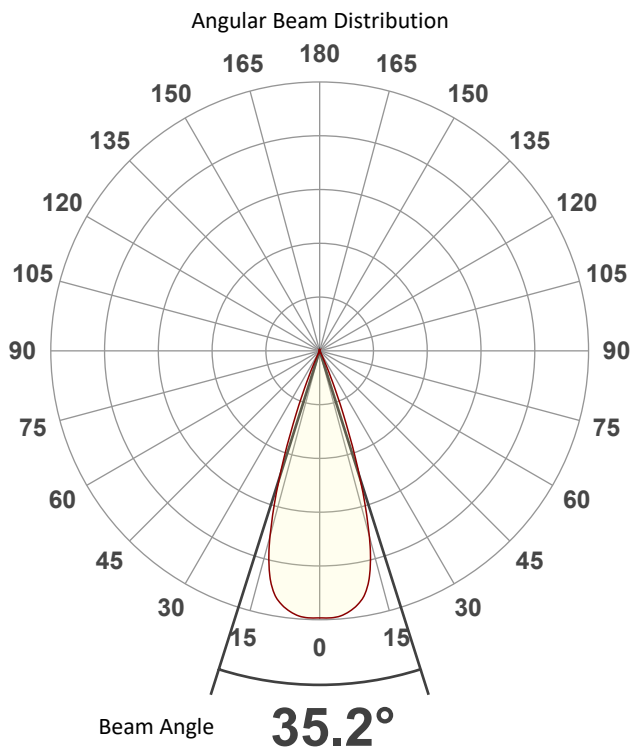


### Conditions

AC Supply: 117 V, 60 Hz  
Power: n/a W  
Current: 0.000 A  
Power Factor: n/a

This data sheet conforms to American National Standard E1.9 – 2007 (R2017). All data was measured and calculated by a Viso Systems LabSpion Goniometer at the Chauvet PD Optics Laboratory in Sunrise, FL on 4/14/2023 to LM-63-2002 Standards.

## Overall Measurement



Tested Color (CIE 1931):

X: 0.236

Y: 0.174



Light Quality

CRI: 0.0

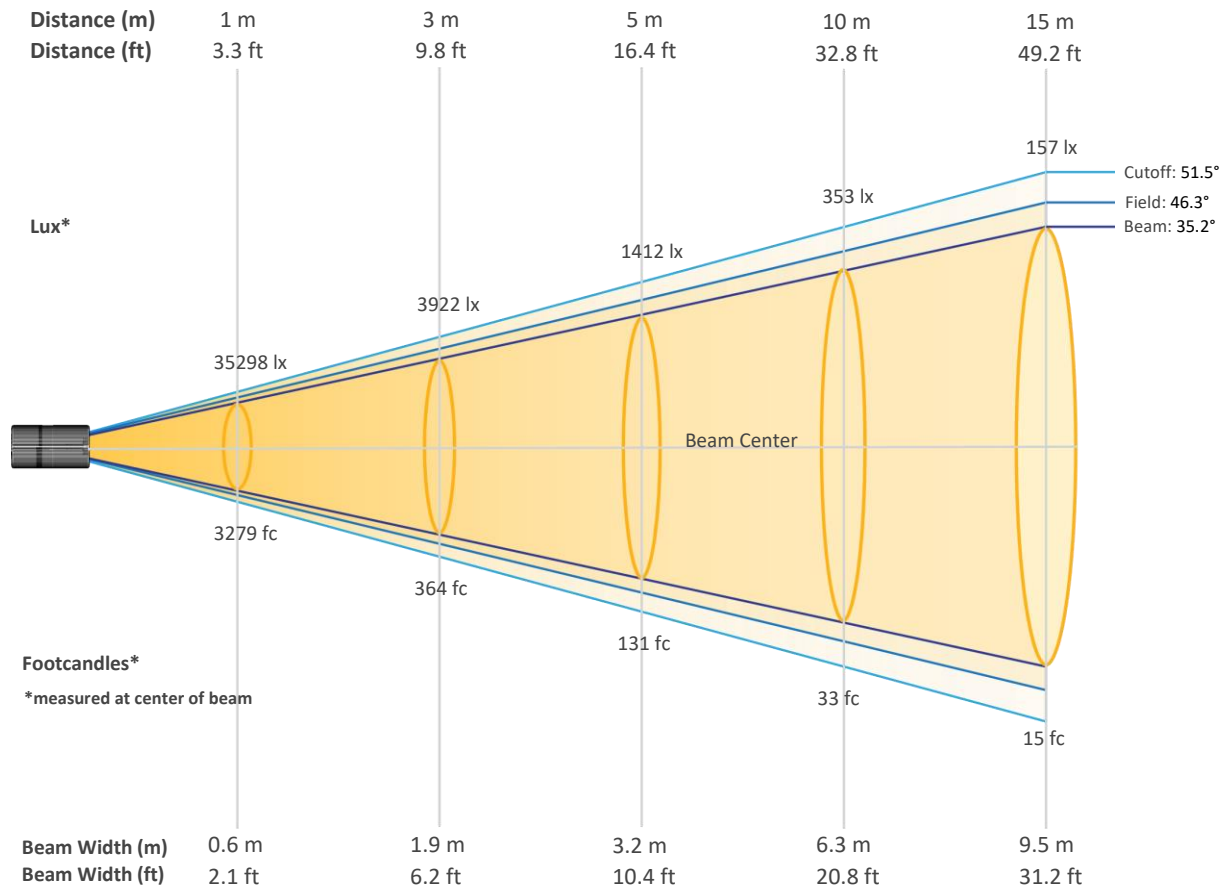
Color Temperature

0 K

# Photometric & Chromaticity Report

Maverick Storm 3 Beam Wash: Full Flood - Ring - Full Power

## Beam Details



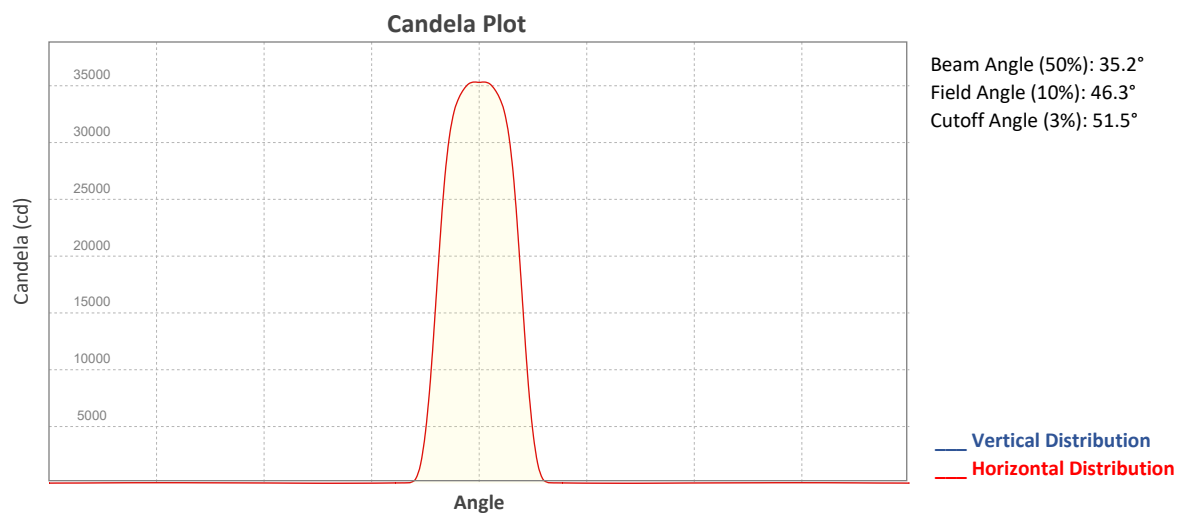
### Beam Intensities from 1-20m (3.3-65.6ft)

Distance	1m	2m	3m	4m	5m	6m	7m	8m	9m	10m
Lux	35298	8825	3922	2206	1412	981	720	552	436	353
Distance	11m	12m	13m	14m	15m	16m	17m	18m	19m	20m
Lux	292	245	209	180	157	138	122	109	98	88
Distance	3.3ft	6.6ft	9.8ft	13.1ft	16.4ft	19.7ft	23ft	26.2ft	29.5ft	32.8ft
FC	3279	820	364	205	131	91	67	51	40	33
Distance	36.1ft	39.4ft	42.7ft	45.9ft	49.2ft	52.5ft	55.8ft	59.1ft	62.3ft	65.6ft
FC	27	23	19	17	15	13	11	10	9	8



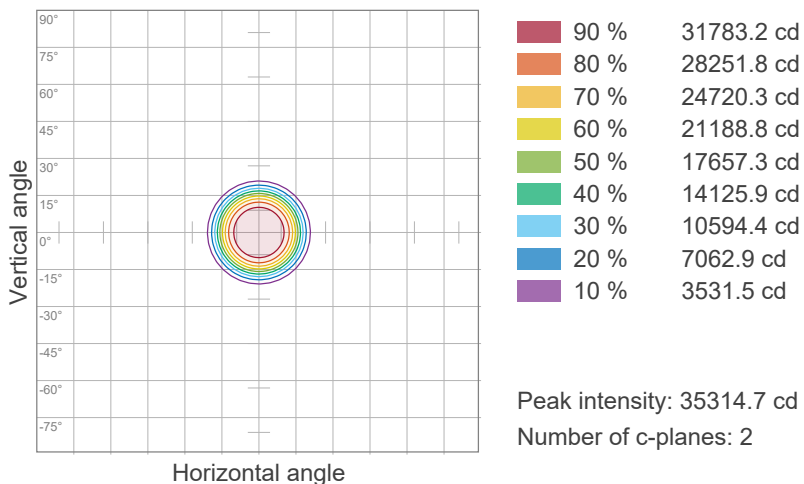
# Photometric & Chromaticity Report

Maverick Storm 3 Beam Wash: Full Flood - Ring - Full Power

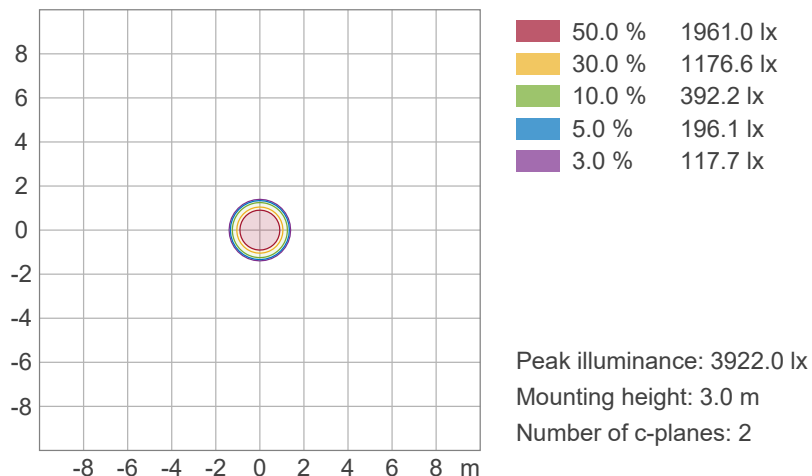


## ISO Diagrams

### ISO Candela Diagram



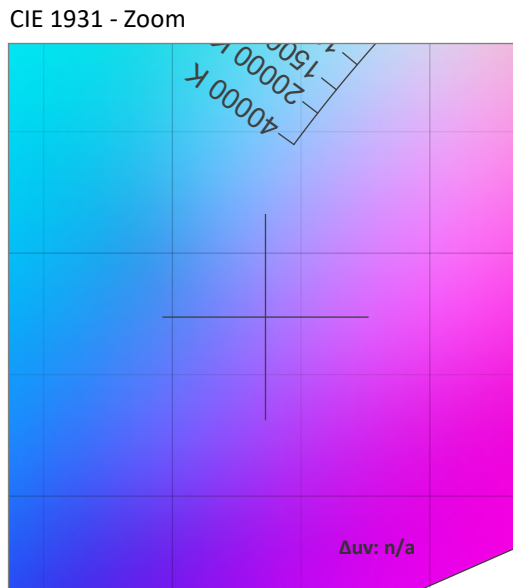
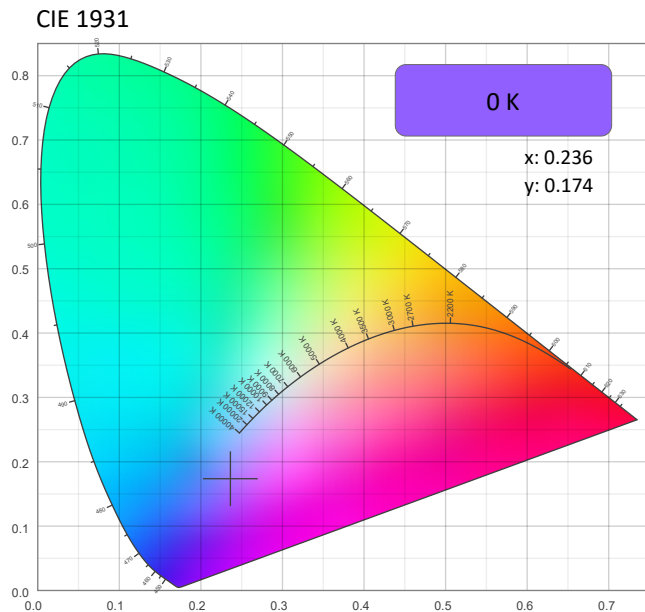
### ISO Lux Diagram



# Photometric & Chromaticity Report

Maverick Storm 3 Beam Wash: Full Flood - Ring - Full Power

## Chromaticity



### CRI: 0.0 (R1-R8)

0	0	0	0	0	0	0	0	0	0	0	0	0	0	0
R1	R2	R3	R4	R5	R6	R7	R8	R9	R10	R11	R12	R13	R14	R15

### CQS: 0.0

0	0	0	0	0	0	0	0	0	0	0	0	0	0	0
Q1	Q2	Q3	Q4	Q5	Q6	Q7	Q8	Q9	Q10	Q11	Q12	Q13	Q14	Q15

### Color Parameters

Color Temperature	Color Coordinate CIE 1931	Color Coordinate CIE 1931
CCT	x	y
0 K	0.236	0.174

Color Deviation from Black Body Curve	Color Coordinate CIE 1964	Color Coordinate CIE 1964
Δuv	y	u
n/a	0.174	0.205

Color Rendering Index	Red Component	Color Quality Scale
CRI	CRI - R9	CQS
0.0	0.0	0.0

Television Lighting Consistency Index	Color Fidelity	Color Gamut
TLCI	TM30 - Rf	TM30 Rg
n/a	0.0	0.0



# Photometric & Chromaticity Report

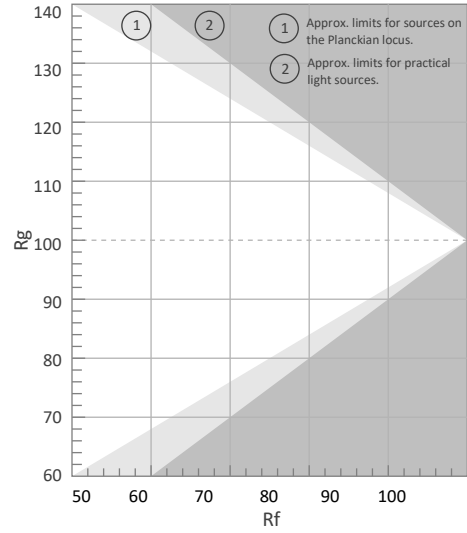
Maverick Storm 3 Beam Wash: Full Flood - Ring - Full Power

## TM-30 Details


**Rf 0.0**  
Fidelity Index (Rg)

**Rg 0.0**  
Gammut Index (Rg)


Hue Bin	R <sub>f</sub>	Graphic shifts (%)	
		Chroma	Hue
1	0	0%	0%
2	0	0%	0%
3	0	0%	0%
4	0	0%	0%
5	0	0%	0%
6	0	0%	0%
7	0	0%	0%
8	0	0%	0%
9	0	0%	0%
10	0	0%	0%
11	0	0%	0%
12	0	0%	0%
13	0	0%	0%
14	0	0%	0%
15	0	0%	0%
16	0	0%	0%




Color Vector Graphic



Color Distortion Graphic



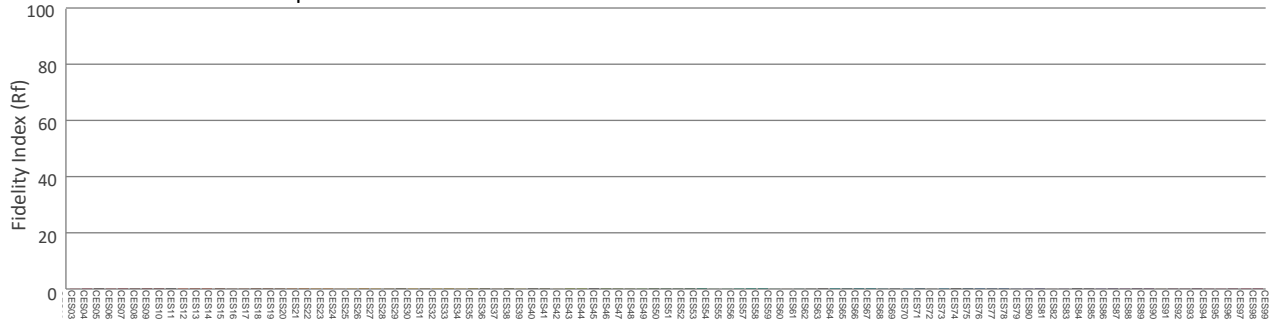
Rf by Hue



Local Chroma Shift by Hue



Color Evaluation Sample



# Photometric & Chromaticity Report

Maverick Storm 3 Beam Wash: Full Flood - Ring - Full Power - Calibration On

## Report Summary

### Measurements

Fixture Output: 9770 lm  
Fixture Peak: 30701 cd  
Fixture Efficacy: n/a lm/W  
Intensity @ 5m: 1225 lux  
Color Temperature: 8482 K  
CRI: 75.9    CRI R9 Value: -34.2  
CQS: 85.6  
TLCI: 64  
TM-30 Rf: 81.4  
TM-30 Rg: 114.5  
Beam Angle (50%): 35.3°  
Field Angle (10%): 46.2°  
Cutoff Angle (3%): 51.4°

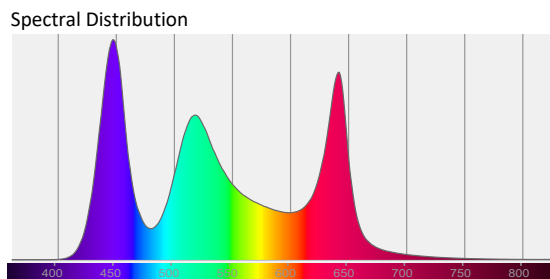
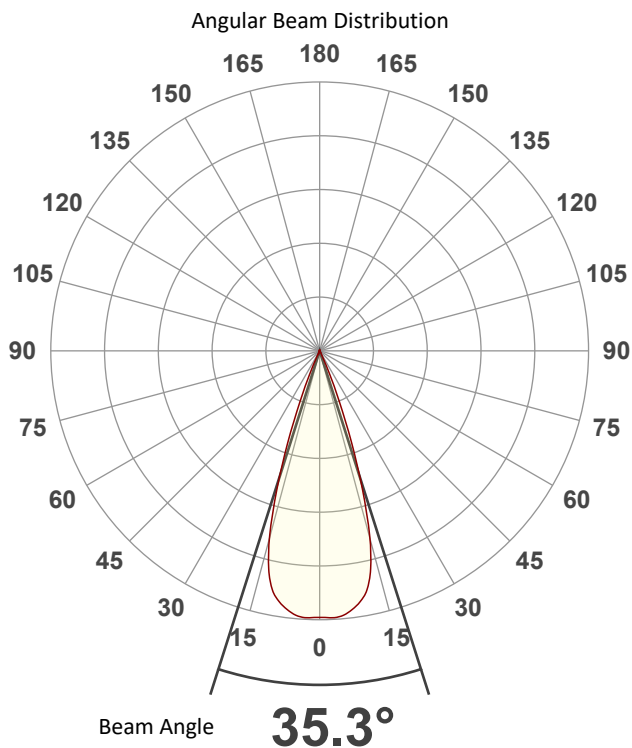


### Conditions

AC Supply: 118 V, 60.1 Hz  
Power: n/a W  
Current: 0.000 A  
Power Factor: n/a

This data sheet conforms to American National Standard E1.9 – 2007 (R2017). All data was measured and calculated by a Viso Systems LabSpion Goniometer at the Chauvet PD Optics Laboratory in Sunrise, FL on 4/14/2023 to LM-63-2002 Standards.


## Overall Measurement



Tested Color (CIE 1931):

X: 0.290

Y: 0.302



Light Quality

CRI: 75.9

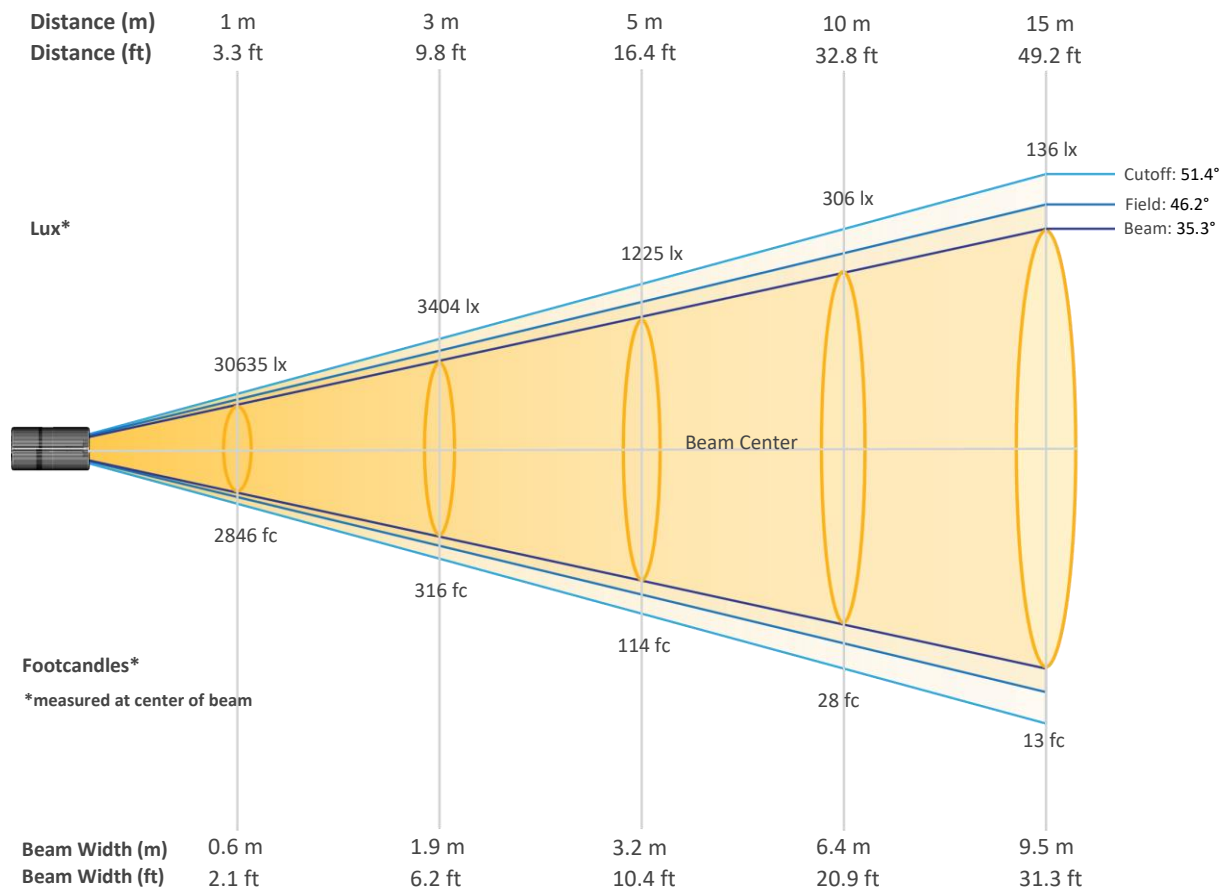
Color Temperature

8482 K

# Photometric & Chromaticity Report

Maverick Storm 3 Beam Wash: Full Flood - Ring - Full Power - Calibration On

## Beam Details

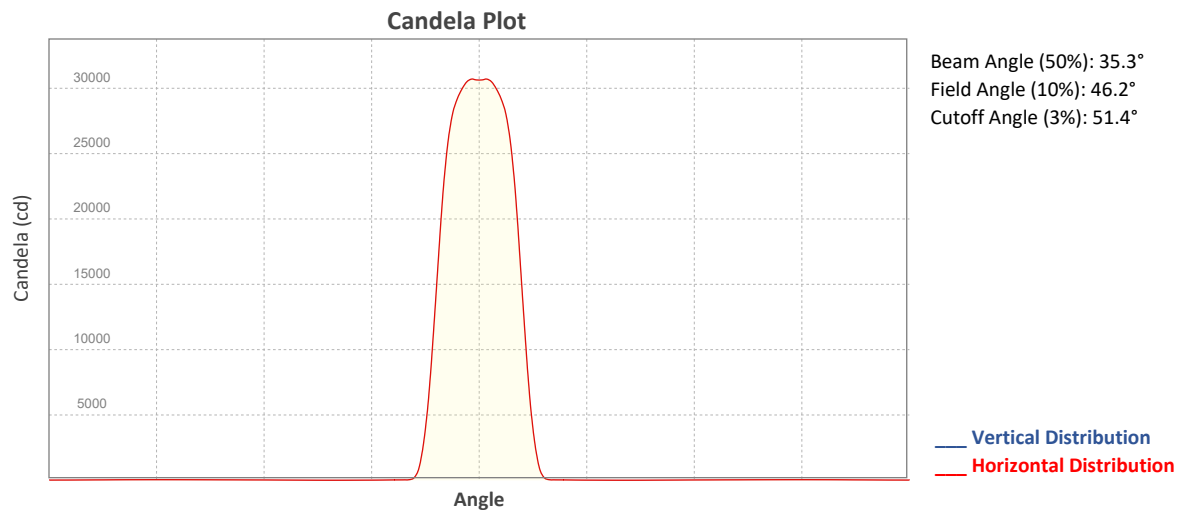


### Beam Intensities from 1-20m (3.3-65.6ft)

Distance	1m	2m	3m	4m	5m	6m	7m	8m	9m	10m
Lux	30635	7659	3404	1915	1225	851	625	479	378	306
<b>Distance</b>	<b>11m</b>	<b>12m</b>	<b>13m</b>	<b>14m</b>	<b>15m</b>	<b>16m</b>	<b>17m</b>	<b>18m</b>	<b>19m</b>	<b>20m</b>
Lux	253	213	181	156	136	120	106	95	85	77
<b>Distance</b>	<b>3.3ft</b>	<b>6.6ft</b>	<b>9.8ft</b>	<b>13.1ft</b>	<b>16.4ft</b>	<b>19.7ft</b>	<b>23ft</b>	<b>26.2ft</b>	<b>29.5ft</b>	<b>32.8ft</b>
FC	2846	712	316	178	114	79	58	44	35	28
<b>Distance</b>	<b>36.1ft</b>	<b>39.4ft</b>	<b>42.7ft</b>	<b>45.9ft</b>	<b>49.2ft</b>	<b>52.5ft</b>	<b>55.8ft</b>	<b>59.1ft</b>	<b>62.3ft</b>	<b>65.6ft</b>
FC	24	20	17	15	13	11	10	9	8	7

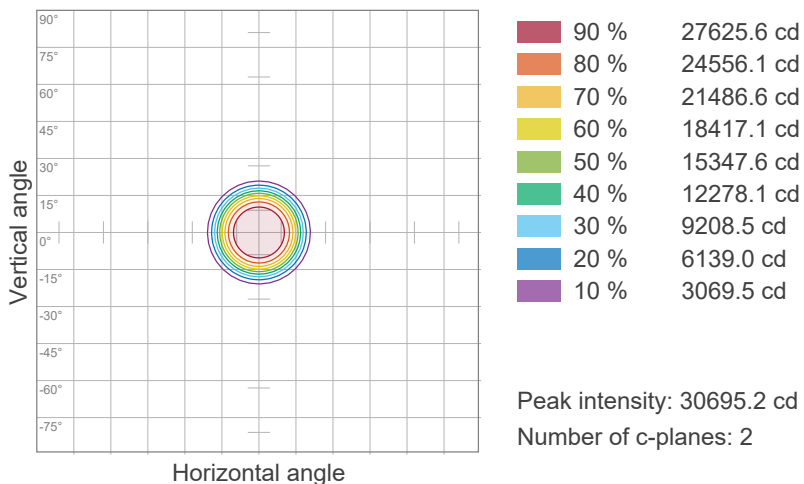
# Photometric & Chromaticity Report

Maverick Storm 3 Beam Wash: Full Flood - Ring - Full Power - Calibration On

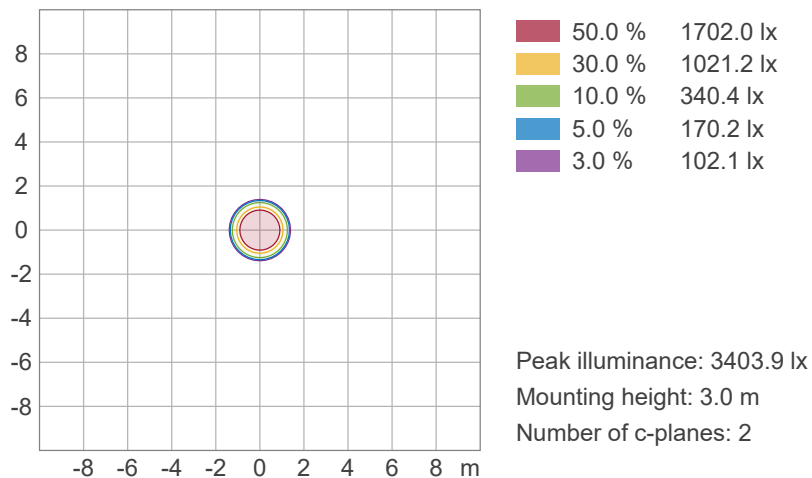


## ISO Diagrams

### ISO Candela Diagram



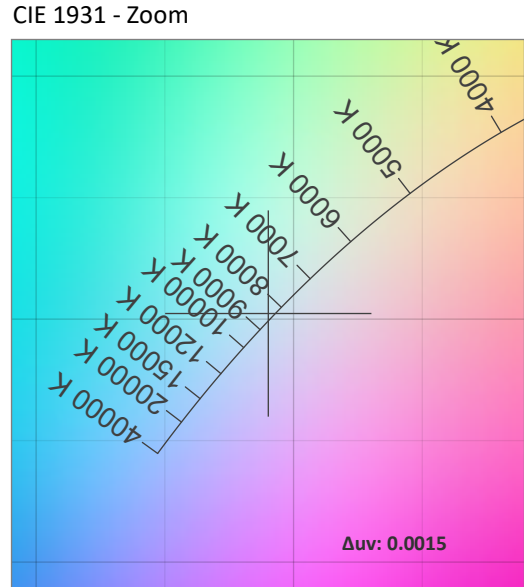
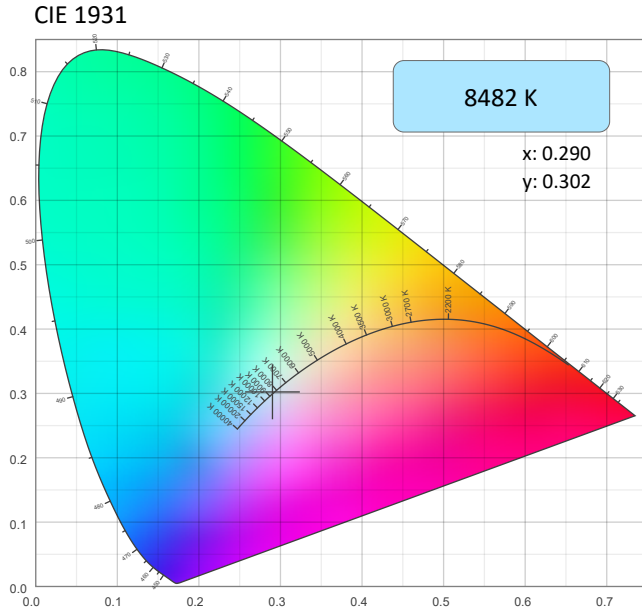
### ISO Lux Diagram



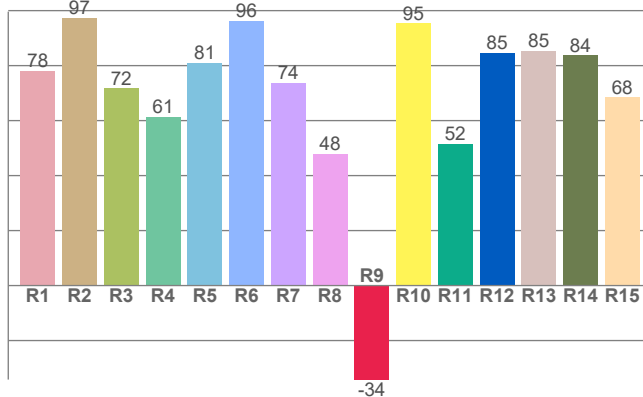
# Photometric & Chromaticity Report

Maverick Storm 3 Beam Wash: Full Flood - Ring - Full Power - Calibration On

## Chromaticity



CRI: 75.9 (R1-R8)

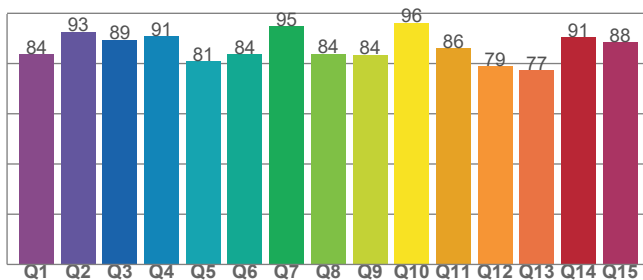


Color Parameters

Color Temperature	Color Coordinate CIE 1931	Color Coordinate CIE 1931
CCT	x	y
8482 K	0.290	0.302

Color Deviation from Black Body Curve	Color Coordinate CIE 1964	Color Coordinate CIE 1964
Δuv	y	u
0.0015	0.302	0.192

CQS: 85.6



Color Rendering Index	Red Component	Color Quality Scale
CRI	CRI - R9	CQS
75.9	-34.2	85.6

Television Lighting Consistency Index	Color Fidelity	Color Gamut
TLCI	TM30 - Rf	TM30 Rg
64	81.4	114.5



# Photometric & Chromaticity Report

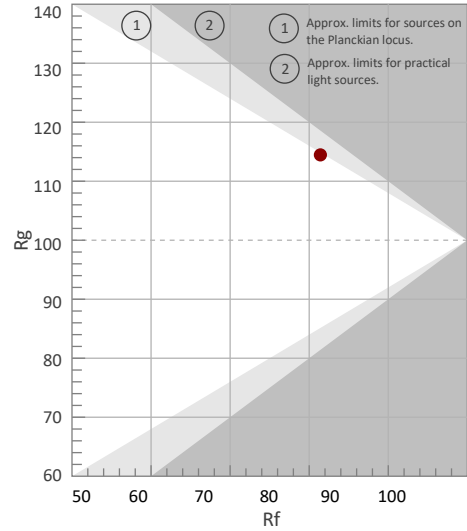
Maverick Storm 3 Beam Wash: Full Flood - Ring - Full Power - Calibration On

## TM-30 Details

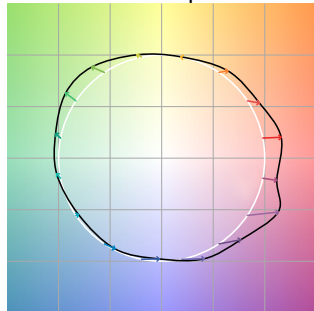
**Rf 81.4**  
Fidelity Index (Rg)

**Rg 114.5**  
Gammut Index (Rg)

Hue Bin	R <sub>f</sub>	Graphic shifts (%)	
		Chroma	Hue
1	68	18%	-3%
2	78	9%	-8%
3	85	6%	-6%
4	94	0%	1%
5	88	3%	4%
6	81	11%	7%
7	80	12%	-1%
8	80	6%	-3%
9	91	3%	-5%
10	93	-3%	1%
11	78	-2%	11%
12	78	-4%	17%
13	74	4%	21%
14	69	8%	20%
15	68	23%	19%
16	74	14%	1%



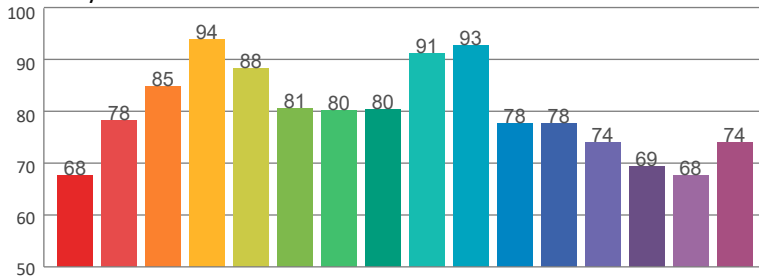
Color Vector Graphic



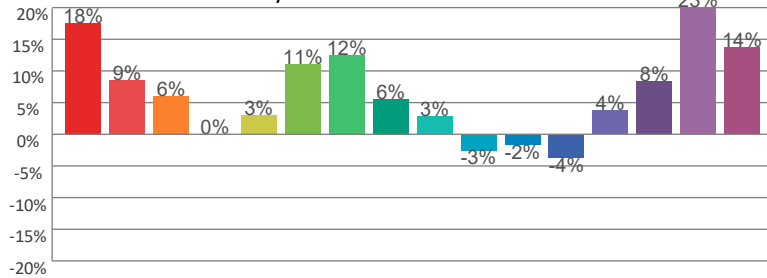
Color Distortion Graphic



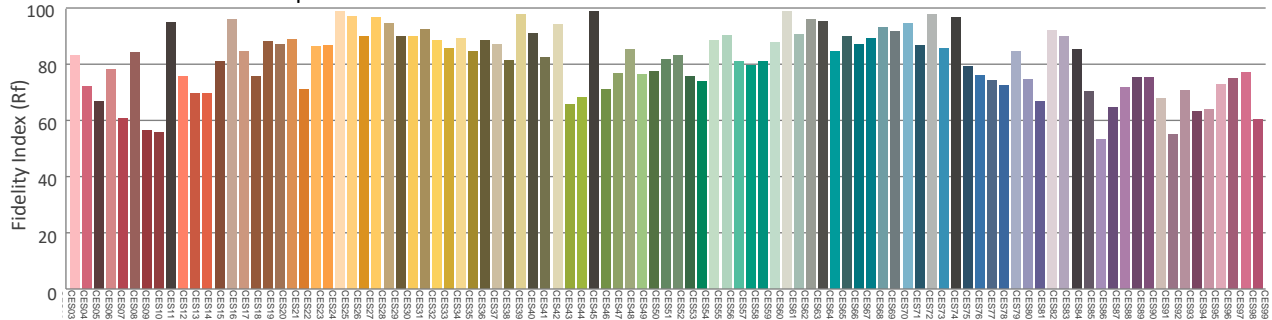
Rf by Hue



Local Chroma Shift by Hue



Color Evaluation Sample





# Photometric & Chromaticity Report

Maverick Storm 3 Beam Wash: Full Flood - Ring - Full Power - Auto

## Report Summary

### Measurements

Fixture Output: 11126 lm  
Fixture Peak: 35283 cd  
Fixture Efficacy: n/a lm/W  
Intensity @ 5m: 1411 lux  
Color Temperature: 0 K  
CRI: 0.0      CRI R9 Value: 0.0  
CQS: 0.0  
TLCI: n/a  
TM-30 Rf: 0.0  
TM-30 Rg: 0.0  
Beam Angle (50%): 35.2°  
Field Angle (10%): 46.1°  
Cutoff Angle (3%): 51.3°

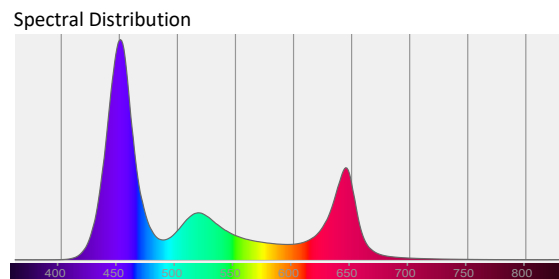
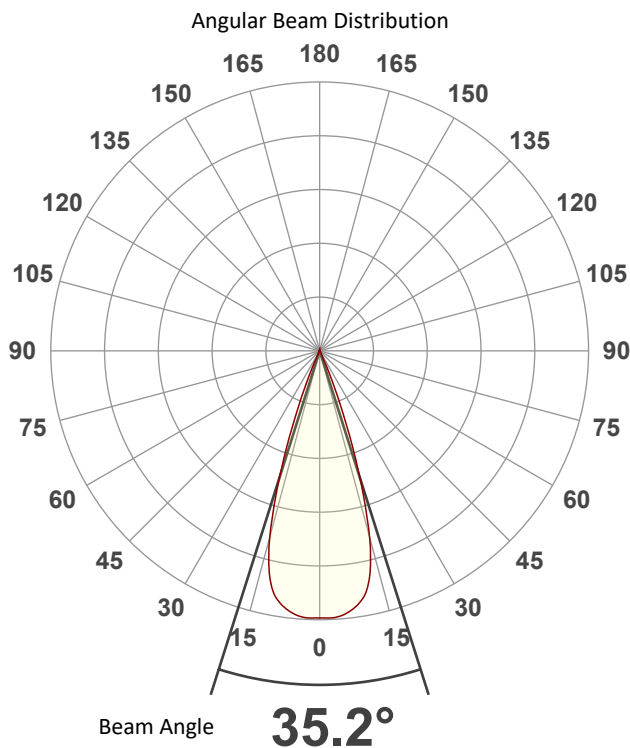


### Conditions

AC Supply: 117 V, 60.1 Hz  
Power: n/a W  
Current: 0.000 A  
Power Factor: n/a

This data sheet conforms to American National Standard E1.9 – 2007 (R2017). All data was measured and calculated by a Viso Systems LabSpion Goniometer at the Chauvet PD Optics Laboratory in Sunrise, FL on 4/14/2023 to LM-63-2002 Standards.

## Overall Measurement



Tested Color (CIE 1931):

X: 0.236

Y: 0.174



Light Quality

CRI: 0.0

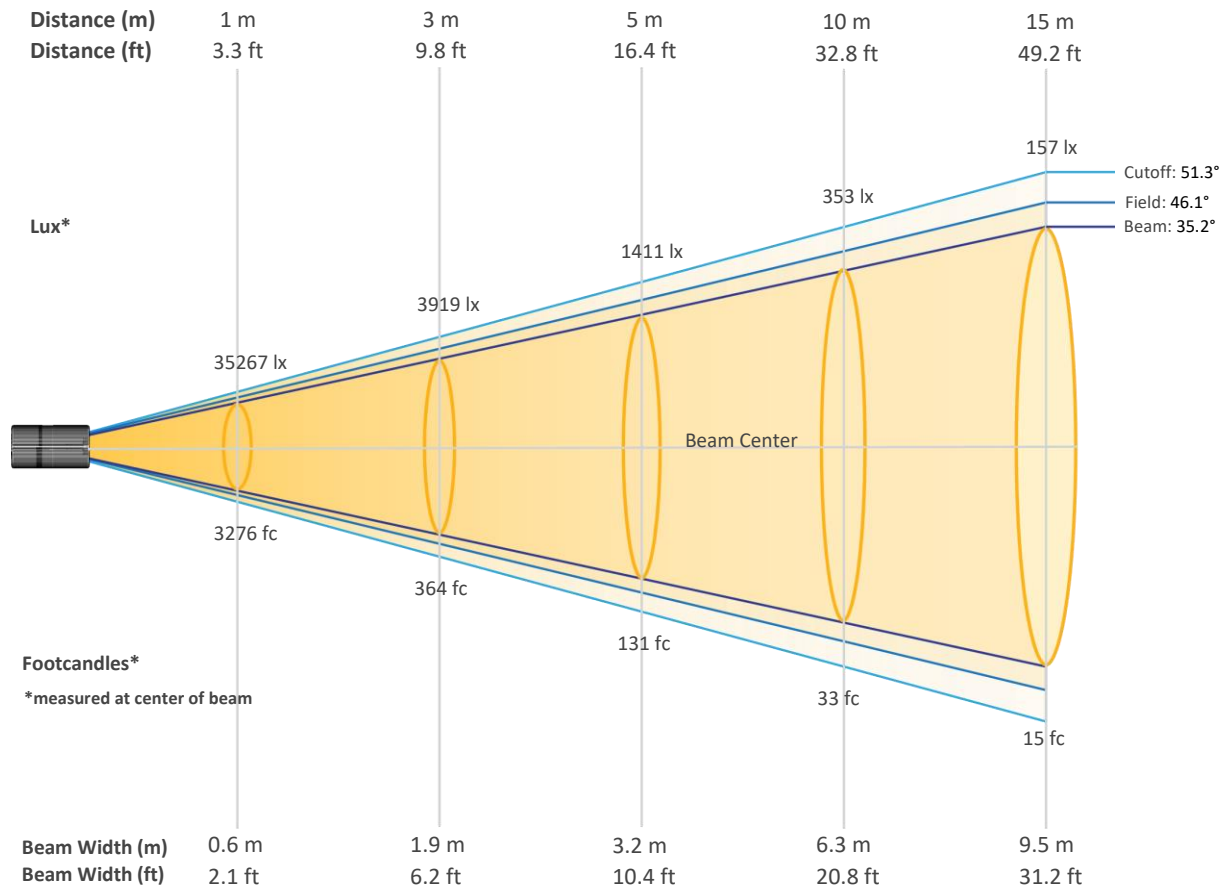
Color Temperature

0 K

# Photometric & Chromaticity Report

Maverick Storm 3 Beam Wash: Full Flood - Ring - Full Power - Auto

## Beam Details

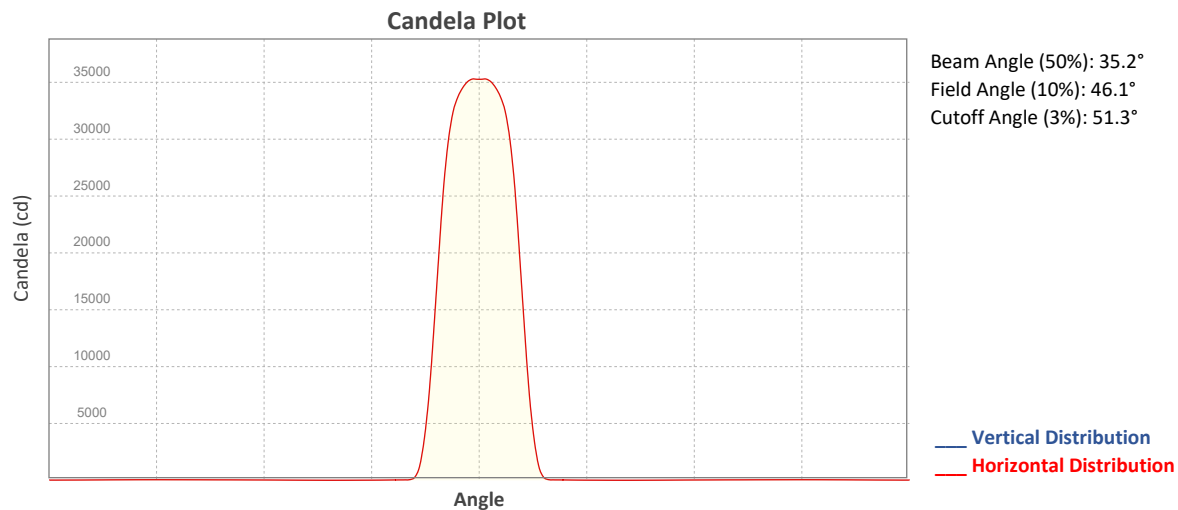


### Beam Intensities from 1-20m (3.3-65.6ft)

Distance	1m	2m	3m	4m	5m	6m	7m	8m	9m	10m
Lux	35267	8817	3919	2204	1411	980	720	551	435	353
Distance	11m	12m	13m	14m	15m	16m	17m	18m	19m	20m
Lux	291	245	209	180	157	138	122	109	98	88
Distance	3.3ft	6.6ft	9.8ft	13.1ft	16.4ft	19.7ft	23ft	26.2ft	29.5ft	32.8ft
FC	3276	819	364	205	131	91	67	51	40	33
Distance	36.1ft	39.4ft	42.7ft	45.9ft	49.2ft	52.5ft	55.8ft	59.1ft	62.3ft	65.6ft
FC	27	23	19	17	15	13	11	10	9	8

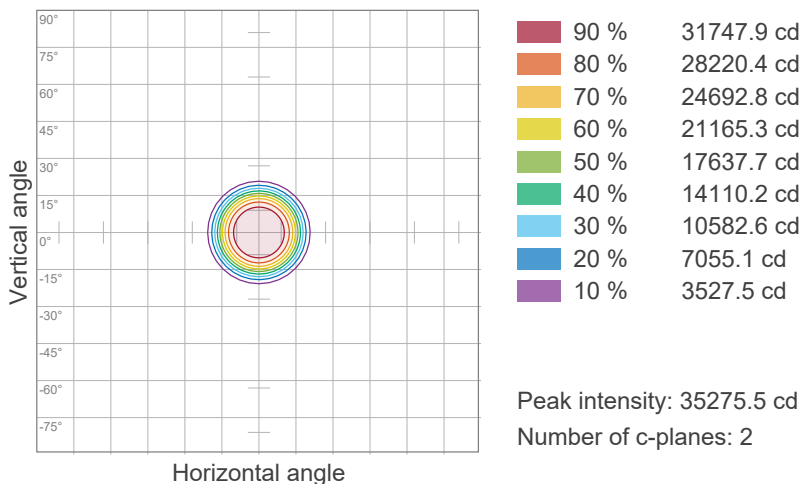
# Photometric & Chromaticity Report

Maverick Storm 3 Beam Wash: Full Flood - Ring - Full Power - Auto

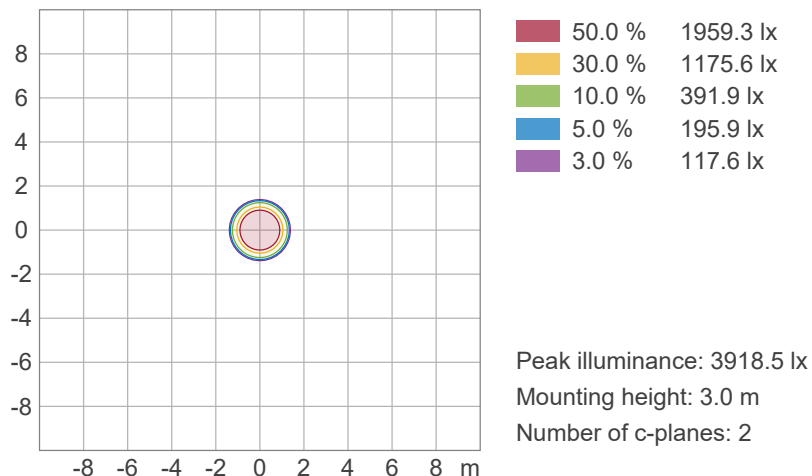


## ISO Diagrams

ISO Candela Diagram



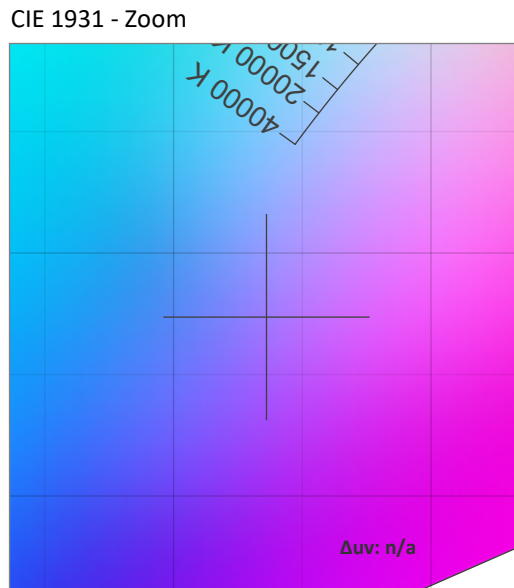
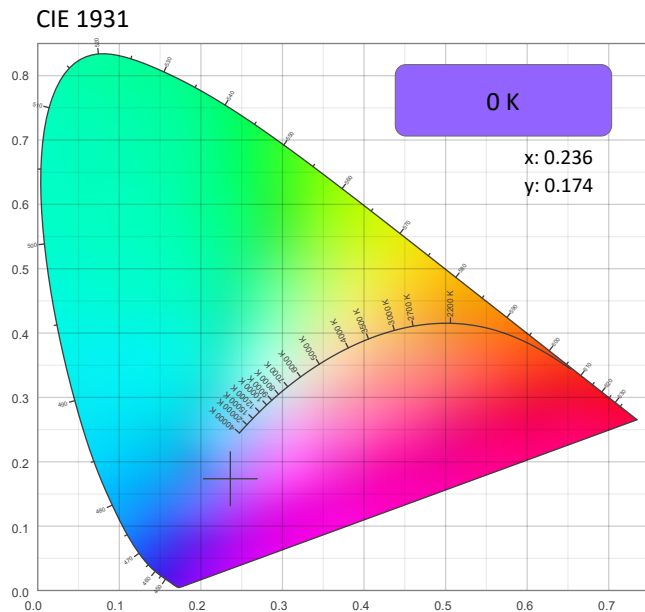
ISO Lux Diagram



# Photometric & Chromaticity Report

Maverick Storm 3 Beam Wash: Full Flood - Ring - Full Power - Auto

## Chromaticity



### CRI: 0.0 (R1-R8)

0	0	0	0	0	0	0	0	0	0	0	0	0	0	0
R1	R2	R3	R4	R5	R6	R7	R8	R9	R10	R11	R12	R13	R14	R15

### CQS: 0.0

0	0	0	0	0	0	0	0	0	0	0	0	0	0	0
Q1	Q2	Q3	Q4	Q5	Q6	Q7	Q8	Q9	Q10	Q11	Q12	Q13	Q14	Q15

### Color Parameters

Color Temperature	Color Coordinate CIE 1931	Color Coordinate CIE 1931
CCT	x	y
0 K	0.236	0.174

Color Deviation from Black Body Curve	Color Coordinate CIE 1964	Color Coordinate CIE 1964
Δuv	y	u
n/a	0.174	0.205

Color Rendering Index	Red Component	Color Quality Scale
CRI	CRI - R9	CQS
0.0	0.0	0.0

Television Lighting Consistency Index	Color Fidelity	Color Gamut
TLCI	TM30 - Rf	TM30 Rg
n/a	0.0	0.0



# Photometric & Chromaticity Report

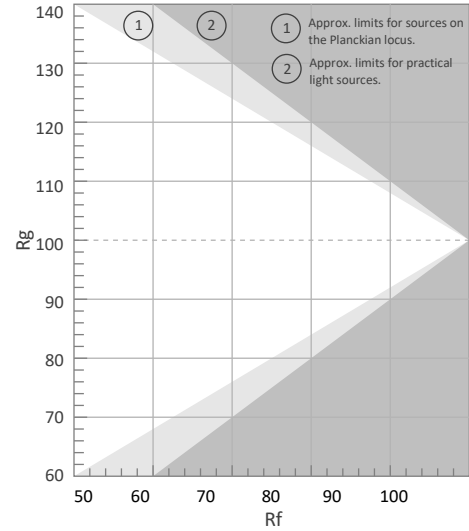
Maverick Storm 3 Beam Wash: Full Flood - Ring - Full Power - Auto

## TM-30 Details

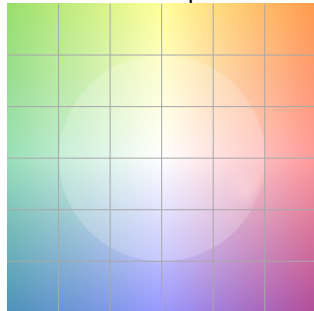
**Rf 0.0**  
Fidelity Index (Rg)

**Rg 0.0**  
Gammut Index (Rg)


Hue Bin	R <sub>f</sub>	Graphic shifts (%)	
		Chroma	Hue
1	0	0%	0%
2	0	0%	0%
3	0	0%	0%
4	0	0%	0%
5	0	0%	0%
6	0	0%	0%
7	0	0%	0%
8	0	0%	0%
9	0	0%	0%
10	0	0%	0%
11	0	0%	0%
12	0	0%	0%
13	0	0%	0%
14	0	0%	0%
15	0	0%	0%
16	0	0%	0%




Color Vector Graphic




Color Distortion Graphic



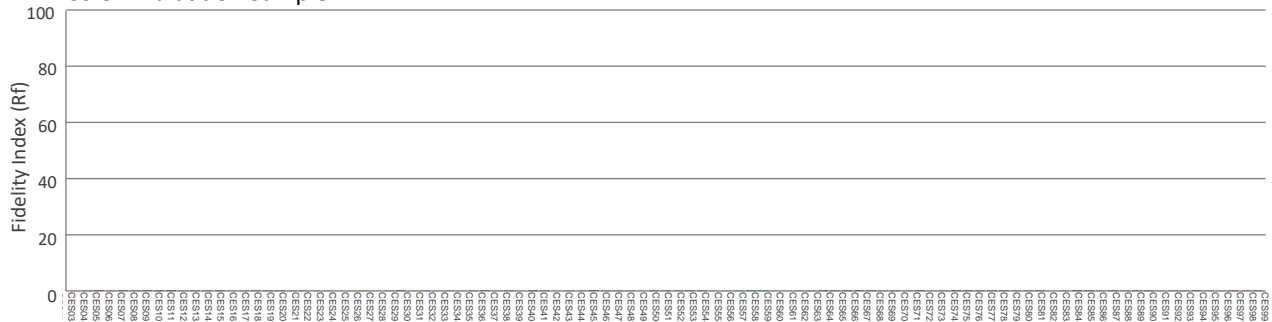
R<sub>f</sub> by Hue



Local Chroma Shift by Hue



Color Evaluation Sample



# Photometric & Chromaticity Report

Maverick Storm 3 Beam Wash: Full Flood - Ring - Full Power - Auto - Calibration On

## Report Summary

### Measurements

Fixture Output: 9608 lm  
Fixture Peak: 30230 cd  
Fixture Efficacy: n/a lm/W  
Intensity @ 5m: 1206 lux  
Color Temperature: 8598 K  
CRI: 76.6    CRI R9 Value: -30.5  
CQS: 85.9  
TLCI: 66  
TM-30 Rf: 81.8  
TM-30 Rg: 113.9  
Beam Angle (50%): 35.3°  
Field Angle (10%): 46.4°  
Cutoff Angle (3%): 51.6°

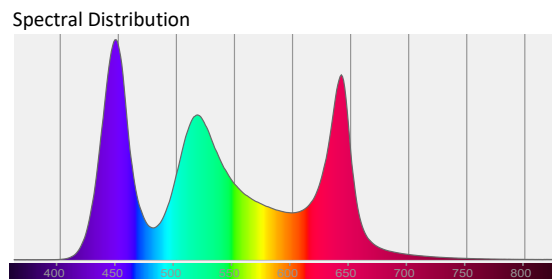
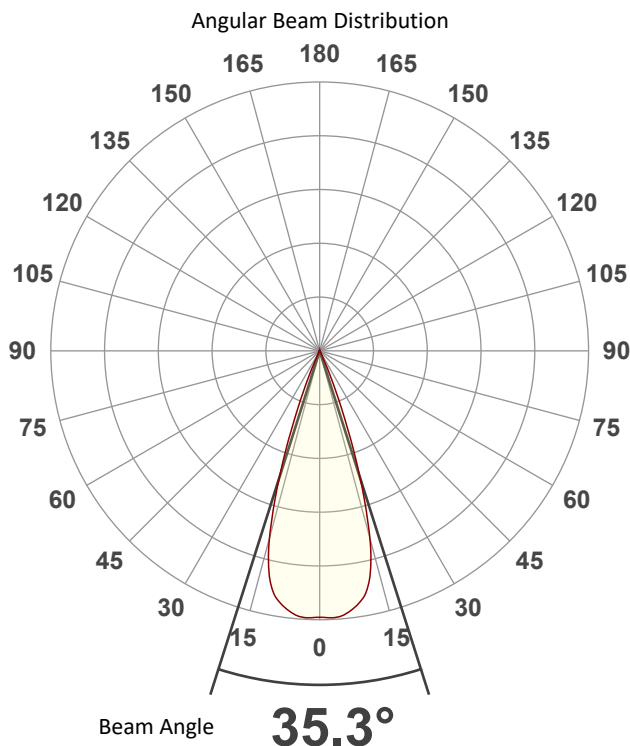


### Conditions

AC Supply: 118 V, 60 Hz  
Power: n/a W  
Current: 0.000 A  
Power Factor: n/a

This data sheet conforms to American National Standard E1.9 – 2007 (R2017). All data was measured and calculated by a Viso Systems LabSpion Goniometer at the Chauvet PD Optics Laboratory in Sunrise, FL on 4/14/2023 to LM-63-2002 Standards.


## Overall Measurement



Tested Color (CIE 1931):

X: 0.289

Y: 0.302



Light Quality

CRI: 76.6

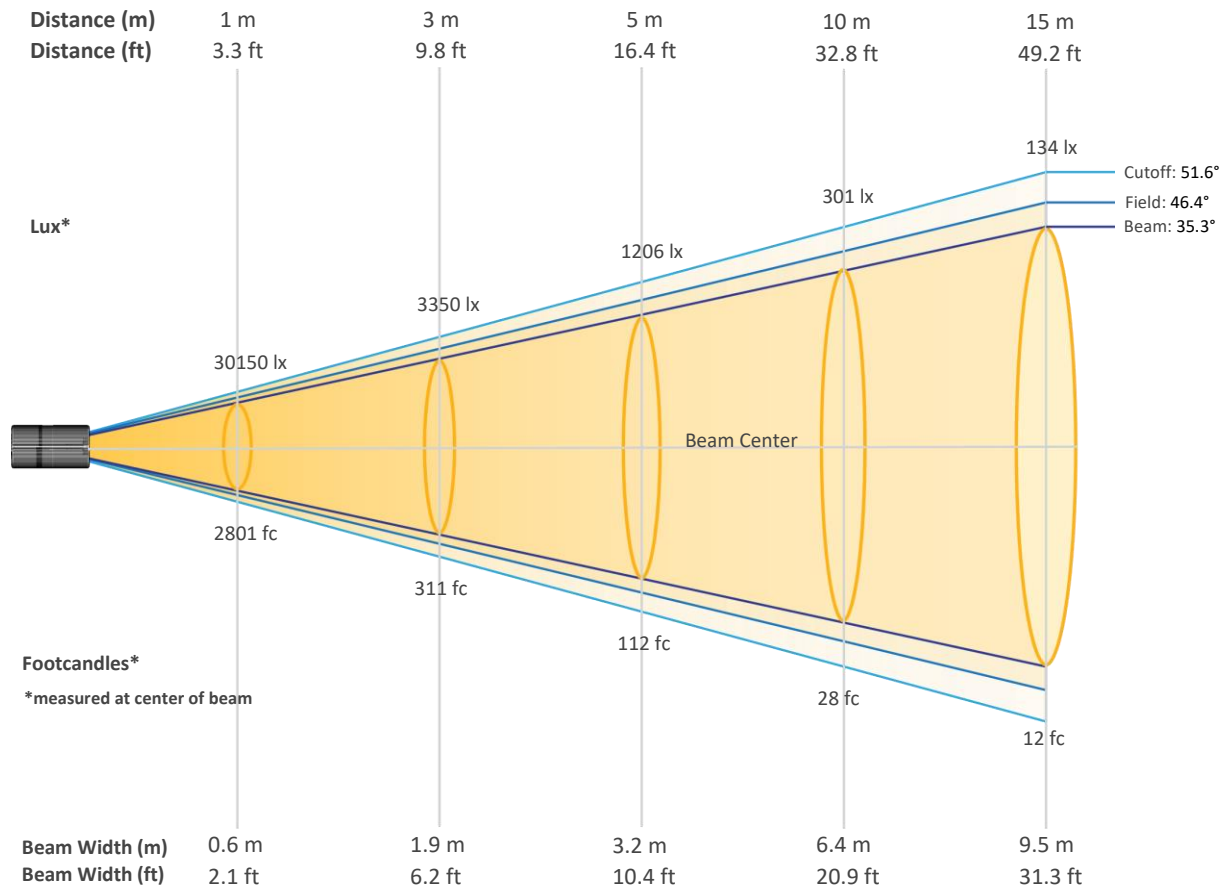
Color Temperature

8598 K

# Photometric & Chromaticity Report

Maverick Storm 3 Beam Wash: Full Flood - Ring - Full Power - Auto - Calibration On

## Beam Details

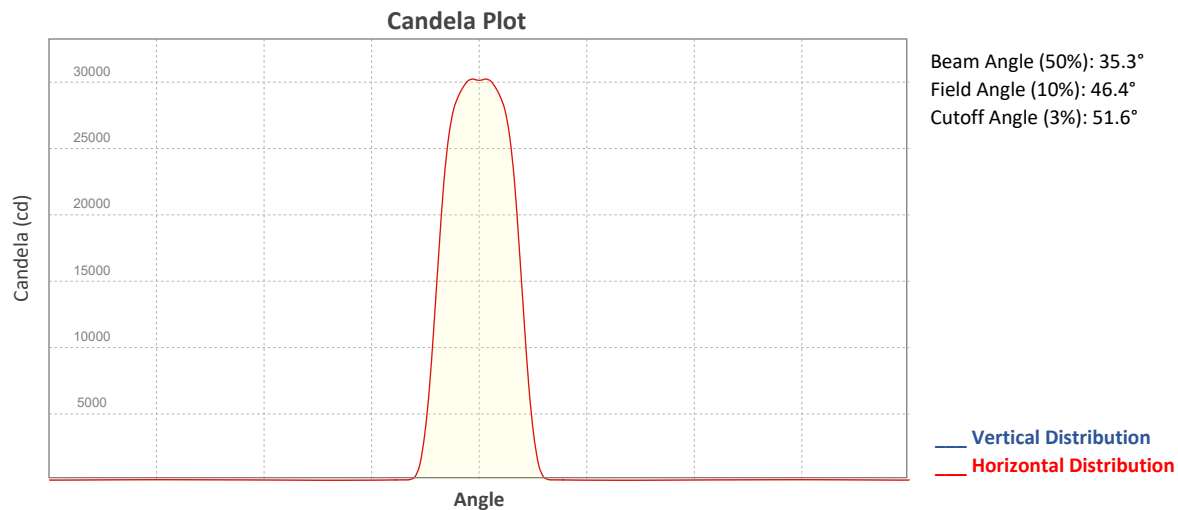


### Beam Intensities from 1-20m (3.3-65.6ft)

Distance	1m	2m	3m	4m	5m	6m	7m	8m	9m	10m
Lux	30150	7537	3350	1884	1206	837	615	471	372	301
Distance	11m	12m	13m	14m	15m	16m	17m	18m	19m	20m
Lux	249	209	178	154	134	118	104	93	84	75
Distance	3.3ft	6.6ft	9.8ft	13.1ft	16.4ft	19.7ft	23ft	26.2ft	29.5ft	32.8ft
FC	2801	700	311	175	112	78	57	44	35	28
Distance	36.1ft	39.4ft	42.7ft	45.9ft	49.2ft	52.5ft	55.8ft	59.1ft	62.3ft	65.6ft
FC	23	19	17	14	12	11	10	9	8	7

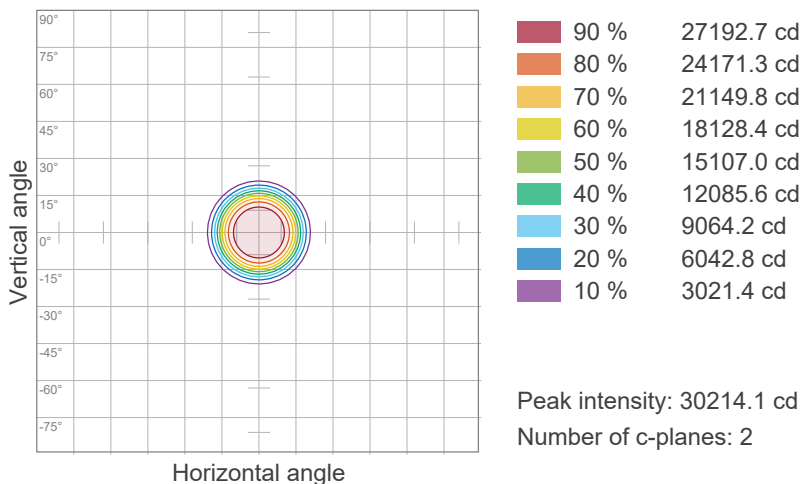
# Photometric & Chromaticity Report

Maverick Storm 3 Beam Wash: Full Flood - Ring - Full Power - Auto - Calibration On

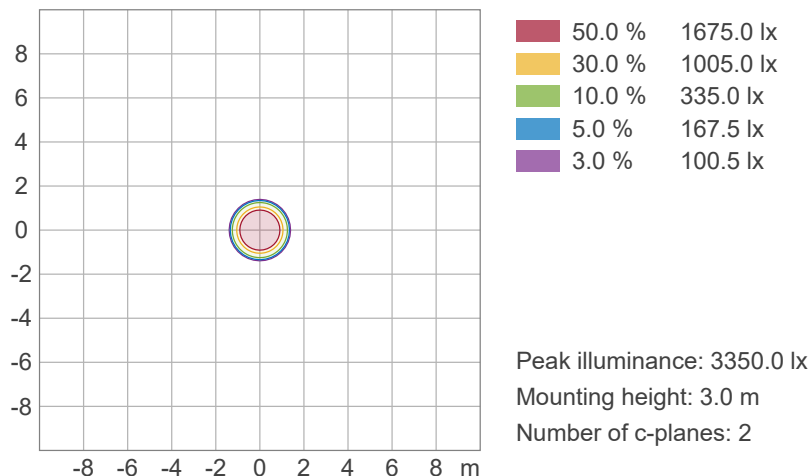


## ISO Diagrams

### ISO Candela Diagram



### ISO Lux Diagram

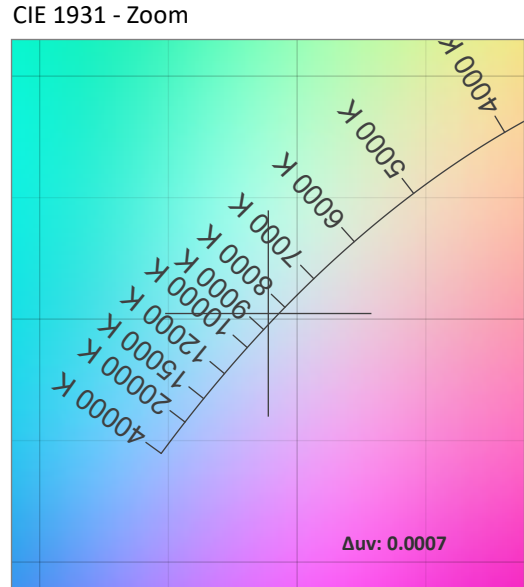
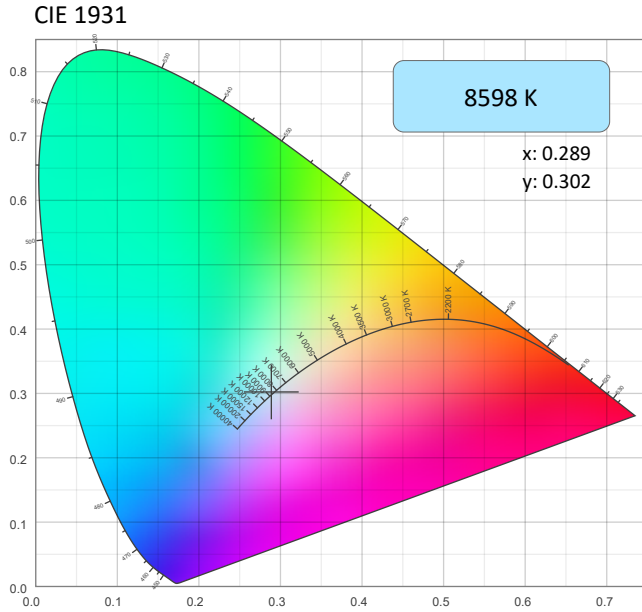




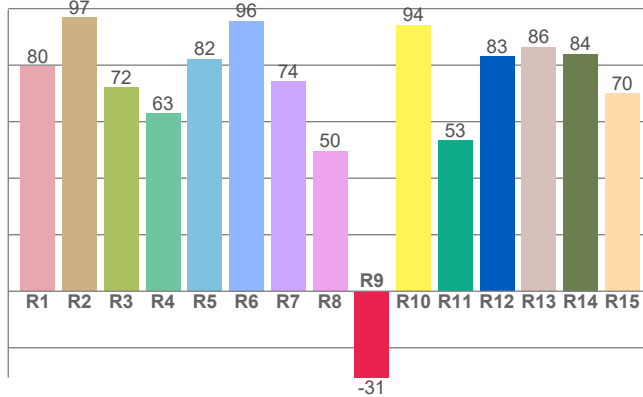
# Photometric & Chromaticity Report

Maverick Storm 3 Beam Wash: Full Flood - Ring - Full Power - Auto - Calibration On

## Chromaticity



CRI: 76.6 (R1-R8)

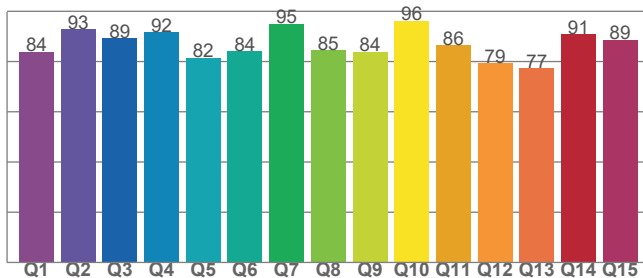


Color Parameters

Color Temperature	Color Coordinate CIE 1931	Color Coordinate CIE 1931
CCT	x	y
8598 K	0.289	0.302

Color Deviation from Black Body Curve	Color Coordinate CIE 1964	Color Coordinate CIE 1964
Δuv	y	u
0.0007	0.302	0.191

CQS: 85.9



Color Rendering Index	Red Component	Color Quality Scale
CRI	CRI - R9	CQS
76.6	-30.5	85.9

Television Lighting Consistency Index	Color Fidelity	Color Gamut
TLCI	TM30 - Rf	TM30 Rg
66	81.8	113.9

# Photometric & Chromaticity Report

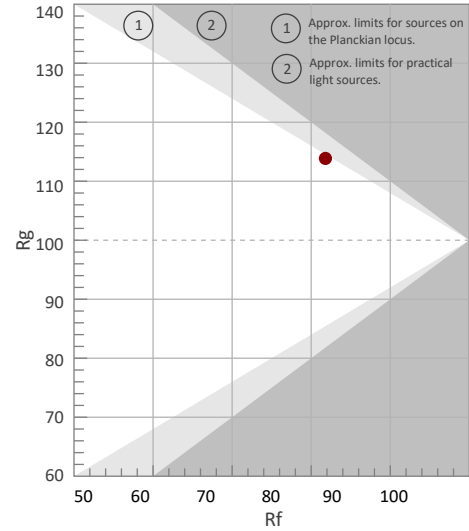
Maverick Storm 3 Beam Wash: Full Flood - Ring - Full Power - Auto - Calibration On

## TM-30 Details

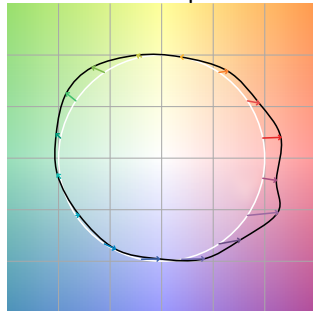
**Rf 81.8**  
Fidelity Index (Rg)

**Rg 113.9**  
Gammut Index (Rg)

Hue Bin	R <sub>f</sub>	Graphic shifts (%)	
		Chroma	Hue
1	68	17%	-3%
2	79	8%	-8%
3	85	6%	-6%
4	94	0%	1%
5	89	3%	4%
6	81	11%	7%
7	81	12%	-1%
8	81	5%	-3%
9	92	2%	-4%
10	92	-3%	1%
11	77	-2%	12%
12	78	-4%	17%
13	74	4%	21%
14	70	8%	19%
15	68	23%	19%
16	75	13%	1%



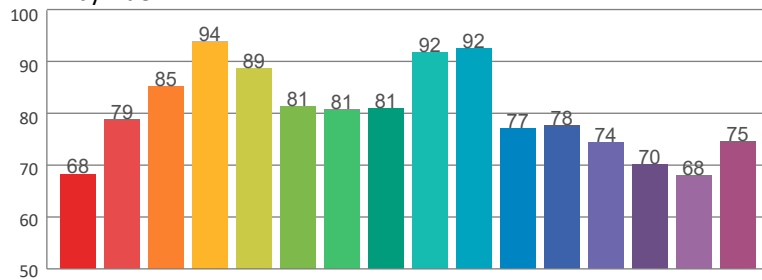
Color Vector Graphic



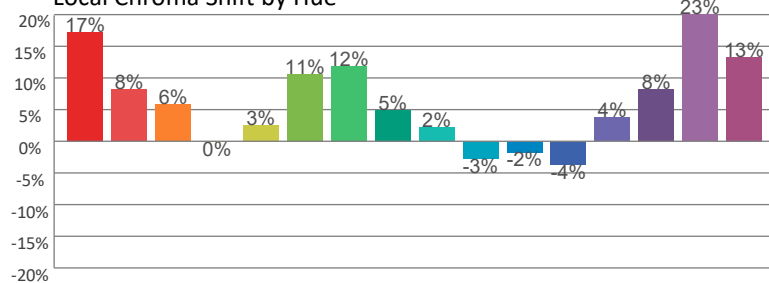
Color Distortion Graphic



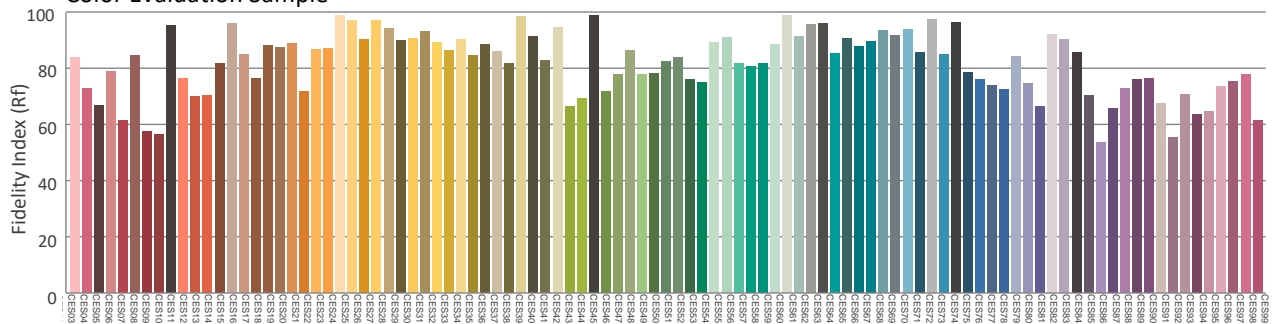
Rf by Hue



Local Chroma Shift by Hue



Color Evaluation Sample



# Photometric & Chromaticity Report

Maverick Storm 3 Beam Wash: Full Flood - Ring - Full Power - ECO

## Report Summary

### Measurements

Fixture Output: 11137 lm  
Fixture Peak: 35168 cd  
Fixture Efficacy: n/a lm/W  
Intensity @ 5m: 1407 lux  
Color Temperature: 0 K  
CRI: 0.0      CRI R9 Value: 0.0  
CQS: 0.0  
TLCI: n/a  
TM-30 Rf: 0.0  
TM-30 Rg: 0.0  
Beam Angle (50%): 35.2°  
Field Angle (10%): 46.2°  
Cutoff Angle (3%): 51.2°

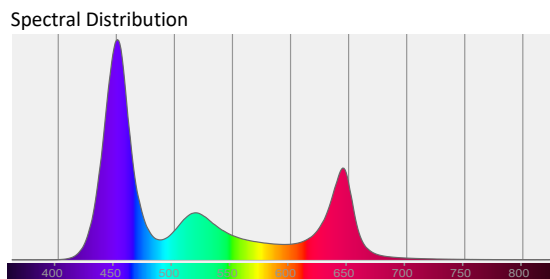
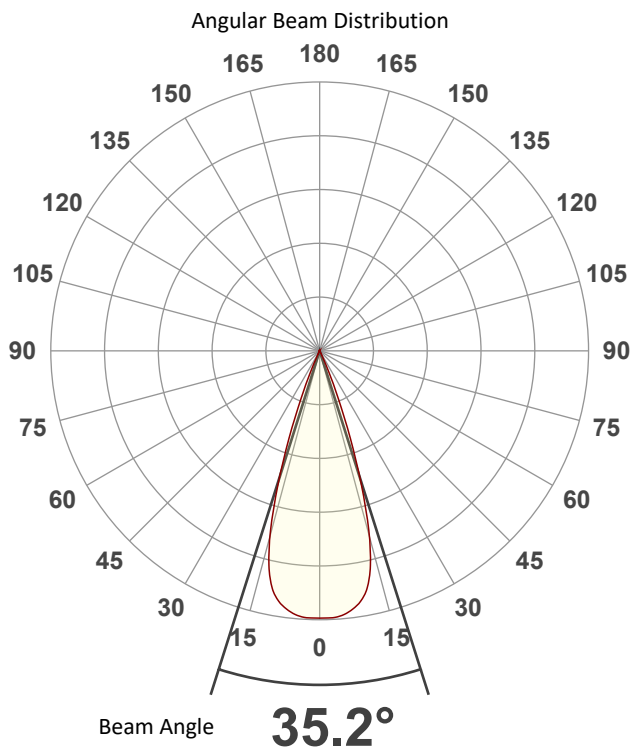


### Conditions

AC Supply: 117 V, 60 Hz  
Power: n/a W  
Current: 0.000 A  
Power Factor: n/a

This data sheet conforms to American National Standard E1.9 – 2007 (R2017). All data was measured and calculated by a Viso Systems LabSpion Goniometer at the Chauvet PD Optics Laboratory in Sunrise, FL on 4/14/2023 to LM-63-2002 Standards.

## Overall Measurement



Tested Color (CIE 1931):

X: 0.236

Y: 0.174



Light Quality

CRI: 0.0

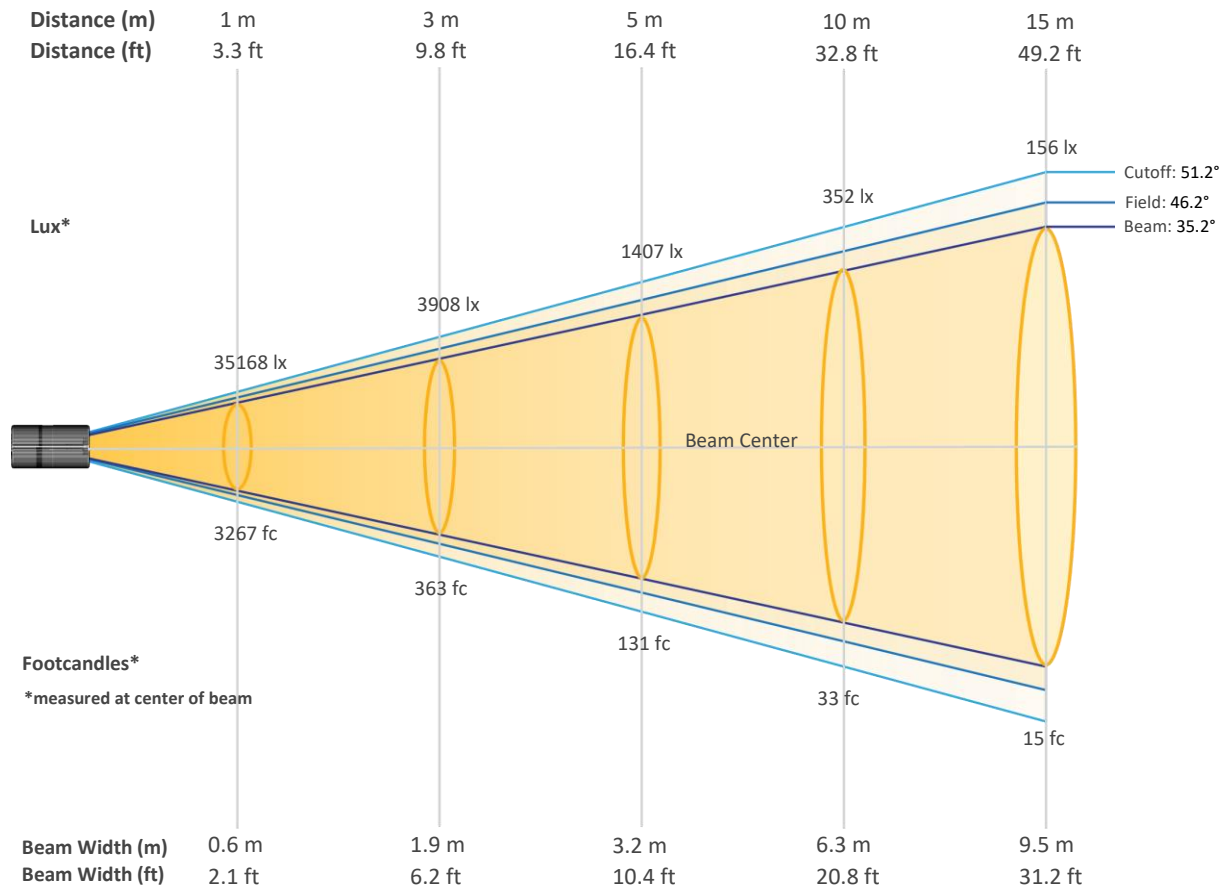
Color Temperature

0 K

# Photometric & Chromaticity Report

Maverick Storm 3 Beam Wash: Full Flood-Ring - Full Power - ECO

## Beam Details

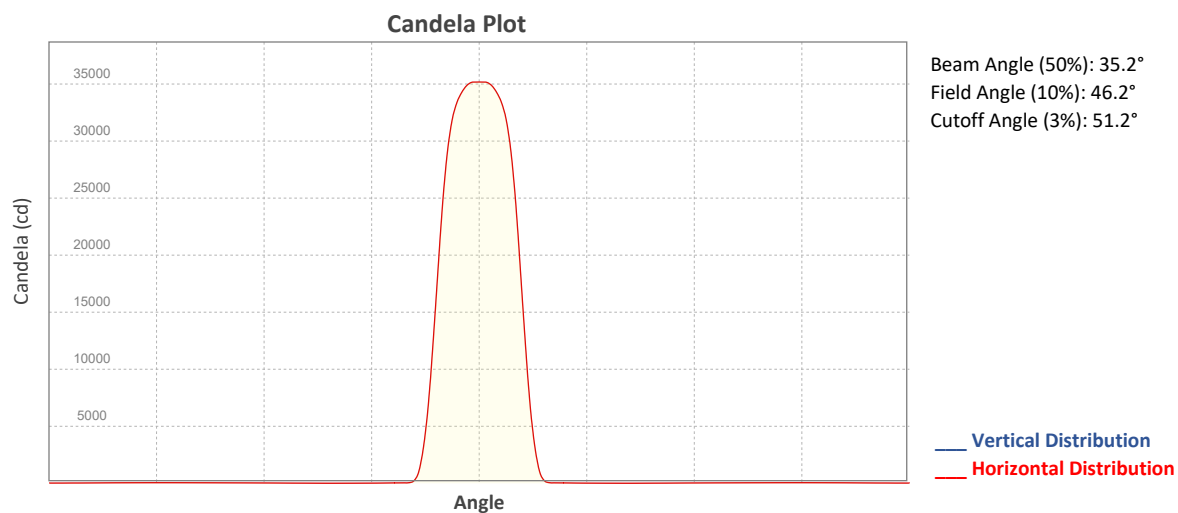


### Beam Intensities from 1-20m (3.3-65.6ft)

Distance	1m	2m	3m	4m	5m	6m	7m	8m	9m	10m
Lux	35168	8792	3908	2198	1407	977	718	549	434	352
Distance	11m	12m	13m	14m	15m	16m	17m	18m	19m	20m
Lux	291	244	208	179	156	137	122	109	97	88
Distance	3.3ft	6.6ft	9.8ft	13.1ft	16.4ft	19.7ft	23ft	26.2ft	29.5ft	32.8ft
FC	3267	817	363	204	131	91	67	51	40	33
Distance	36.1ft	39.4ft	42.7ft	45.9ft	49.2ft	52.5ft	55.8ft	59.1ft	62.3ft	65.6ft
FC	27	23	19	17	15	13	11	10	9	8

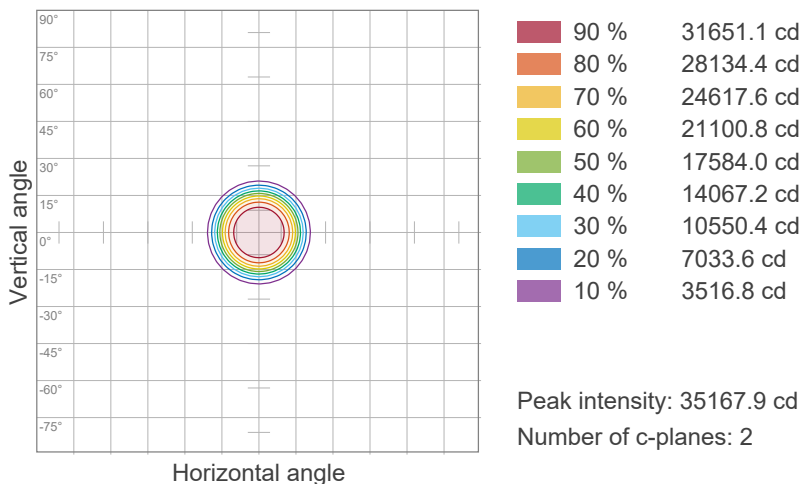
# Photometric & Chromaticity Report

Maverick Storm 3 Beam Wash: Full Flood-Ring - Full Power - ECO

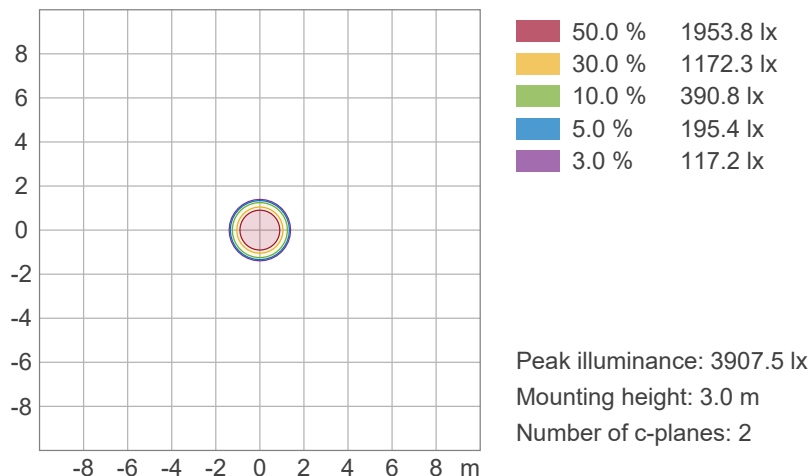


## ISO Diagrams

ISO Candela Diagram



ISO Lux Diagram





# Photometric & Chromaticity Report

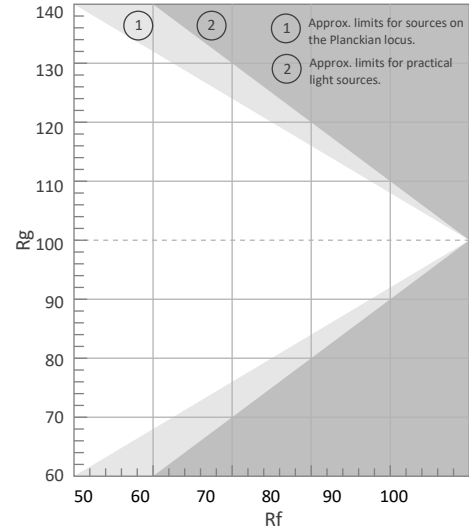
Maverick Storm 3 Beam Wash: Full Flood - Ring - Full Power

## TM-30 Details

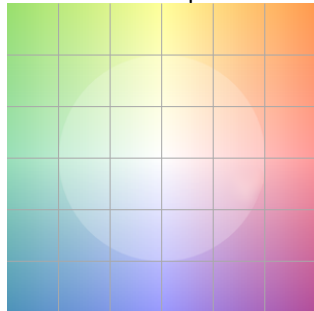
**Rf 0.0**  
Fidelity Index (Rg)

**Rg 0.0**  
Gammut Index (Rg)


Hue Bin	R <sub>f</sub>	Graphic shifts (%)	
		Chroma	Hue
1	0	0%	0%
2	0	0%	0%
3	0	0%	0%
4	0	0%	0%
5	0	0%	0%
6	0	0%	0%
7	0	0%	0%
8	0	0%	0%
9	0	0%	0%
10	0	0%	0%
11	0	0%	0%
12	0	0%	0%
13	0	0%	0%
14	0	0%	0%
15	0	0%	0%
16	0	0%	0%



Color Vector Graphic




Color Distortion Graphic



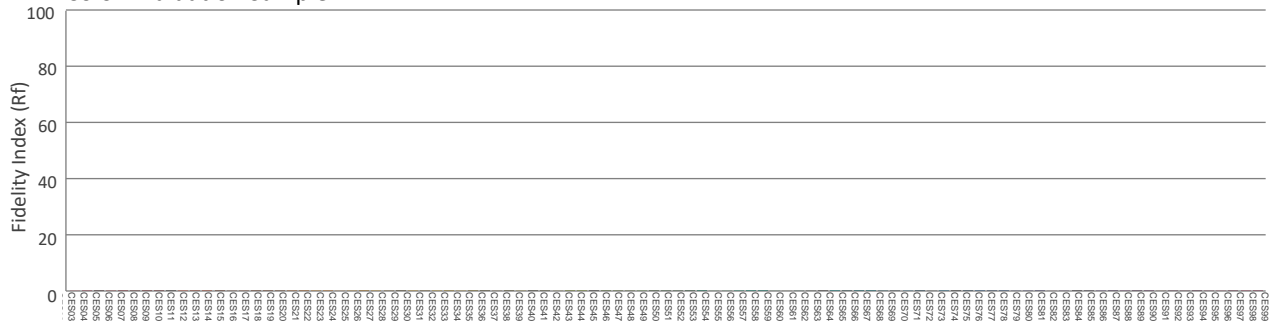
R<sub>f</sub> by Hue



Local Chroma Shift by Hue



Color Evaluation Sample



# Photometric & Chromaticity Report

Maverick Storm 3 Beam Wash: Full Flood - Ring - Full Power - ECO - Calibration On

## Report Summary

### Measurements

Fixture Output: 9701 lm  
Fixture Peak: 30546 cd  
Fixture Efficacy: n/a lm/W  
Intensity @ 5m: 1218 lux  
Color Temperature: 8521 K  
CRI: 76.2    CRI R9 Value: -33.0  
CQS: 85.7  
TLCI: 65  
TM-30 Rf: 81.5  
TM-30 Rg: 114.3  
Beam Angle (50%): 35.3°  
Field Angle (10%): 46.2°  
Cutoff Angle (3%): 51.3°

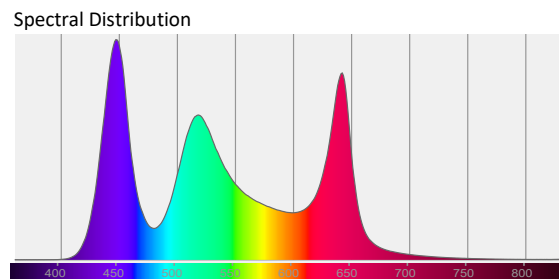
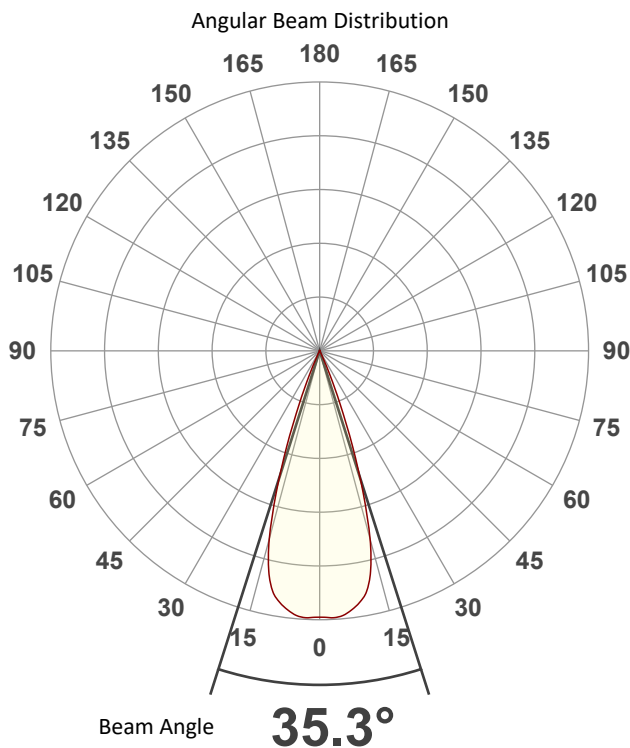


### Conditions

AC Supply: 118 V, 60 Hz  
Power: n/a W  
Current: 0.000 A  
Power Factor: n/a

This data sheet conforms to American National Standard E1.9 – 2007 (R2017). All data was measured and calculated by a Viso Systems LabSpion Goniometer at the Chauvet PD Optics Laboratory in Sunrise, FL on 4/14/2023 to LM-63-2002 Standards.


## Overall Measurement



Tested Color (CIE 1931):

X: 0.290

Y: 0.302



Light Quality

CRI: 76.2

Color Temperature

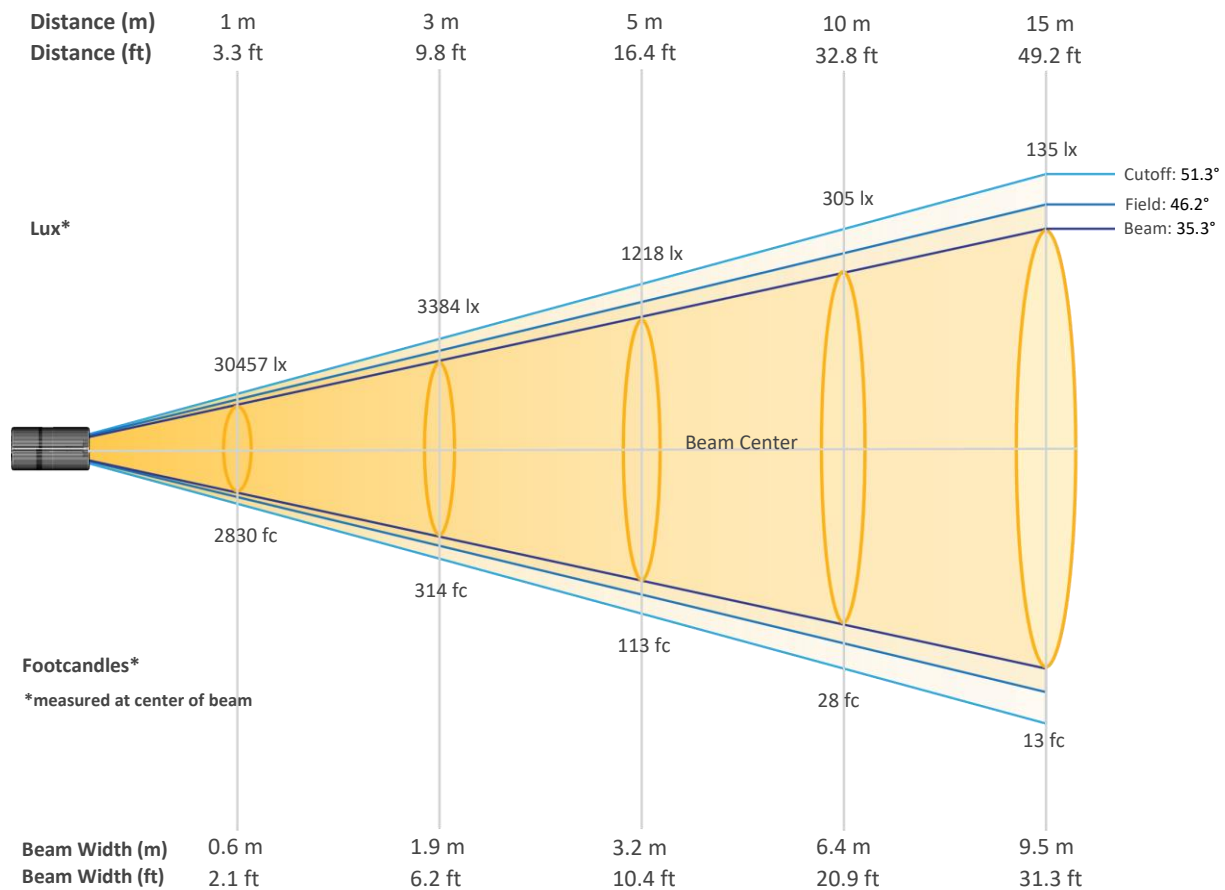
8521 K



# Photometric & Chromaticity Report

Maverick Storm 3 Beam Wash: Full Flood - Ring - Full Power - ECO - Calibration On

## Beam Details

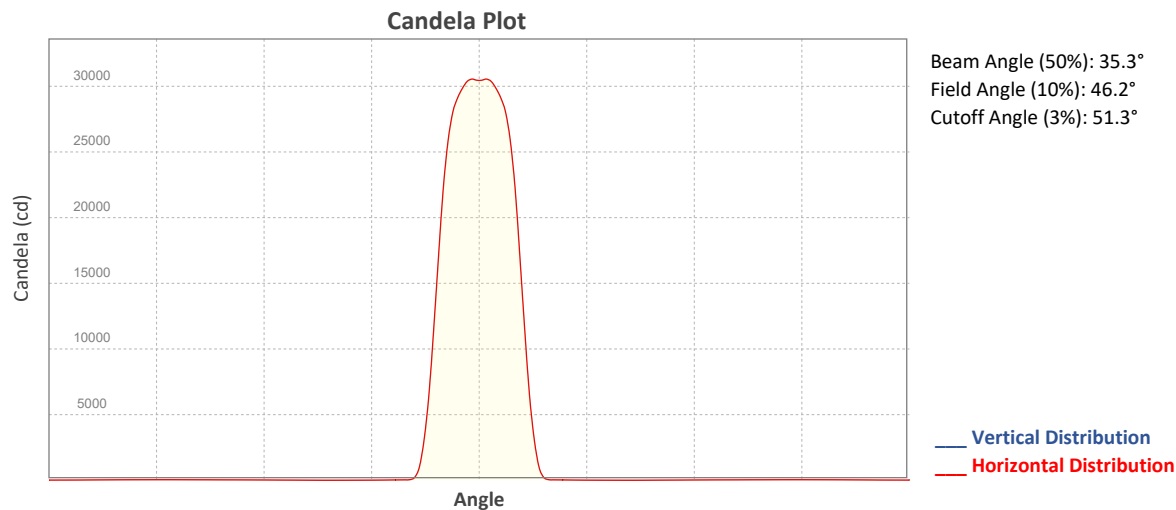


### Beam Intensities from 1-20m (3.3-65.6ft)

Distance	1m	2m	3m	4m	5m	6m	7m	8m	9m	10m
Lux	30457	7614	3384	1904	1218	846	622	476	376	305
Distance	11m	12m	13m	14m	15m	16m	17m	18m	19m	20m
Lux	252	212	180	155	135	119	105	94	84	76
Distance	3.3ft	6.6ft	9.8ft	13.1ft	16.4ft	19.7ft	23ft	26.2ft	29.5ft	32.8ft
FC	2830	707	314	177	113	79	58	44	35	28
Distance	36.1ft	39.4ft	42.7ft	45.9ft	49.2ft	52.5ft	55.8ft	59.1ft	62.3ft	65.6ft
FC	23	20	17	14	13	11	10	9	8	7

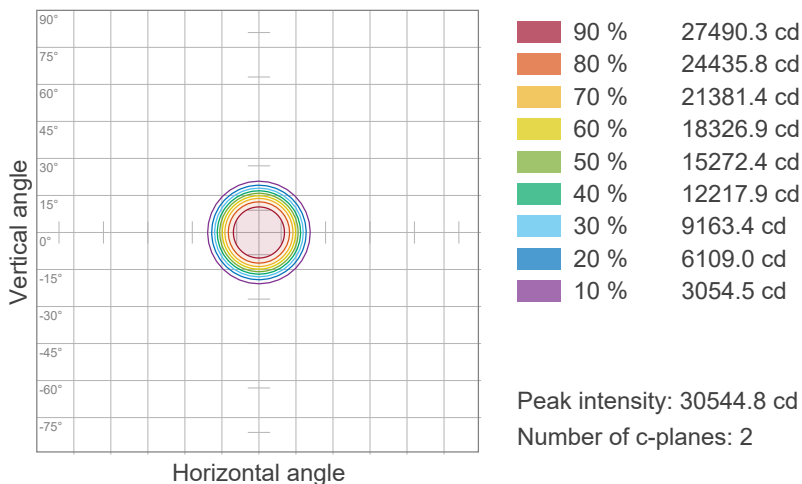
# Photometric & Chromaticity Report

Maverick Storm 3 Beam Wash: Full Flood - Ring - Full Power - ECO - Calibration On

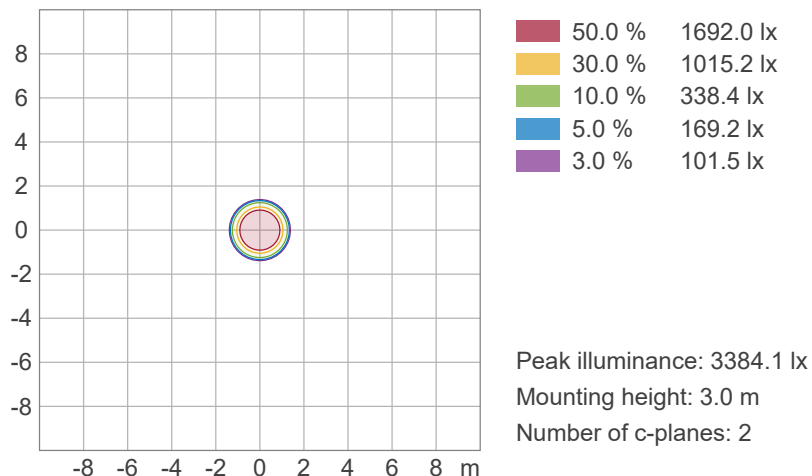


## ISO Diagrams

### ISO Candela Diagram



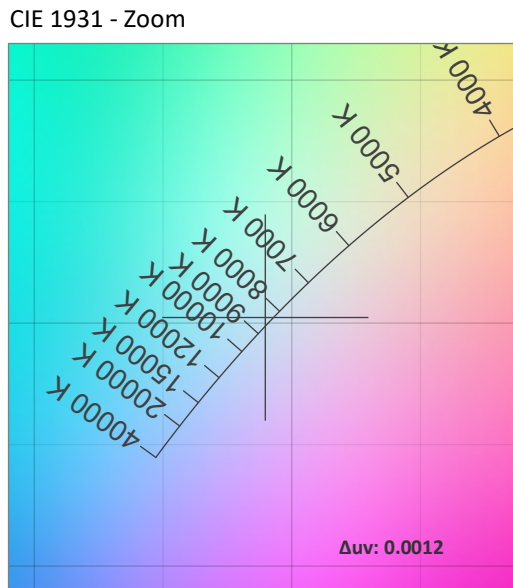
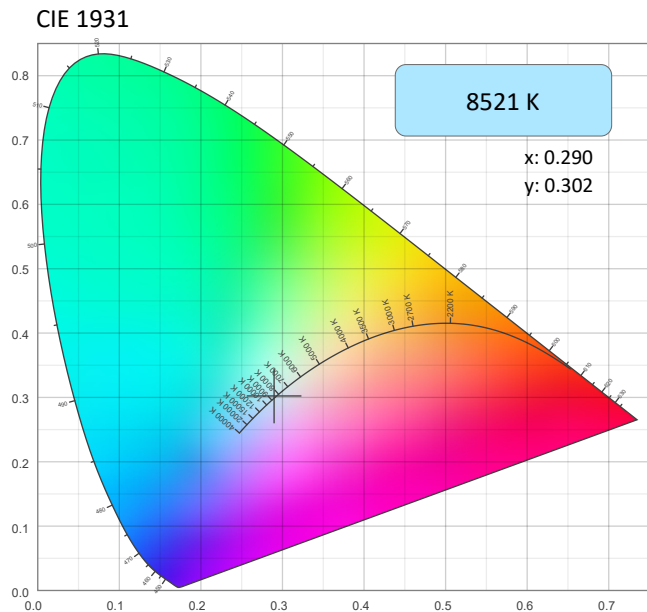
### ISO Lux Diagram



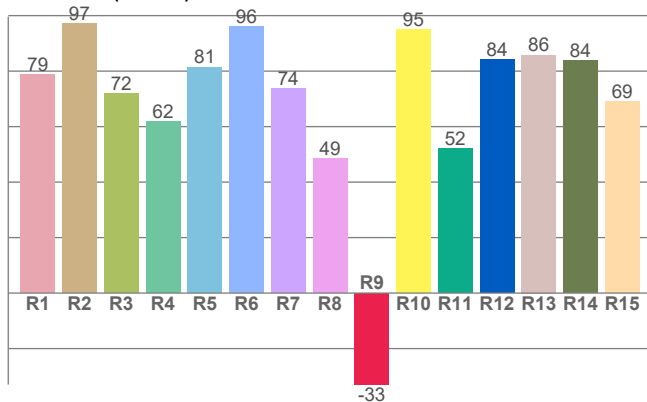
# Photometric & Chromaticity Report

Maverick Storm 3 Beam Wash: Full Flood - Ring - Full Power - ECO - Calibration On

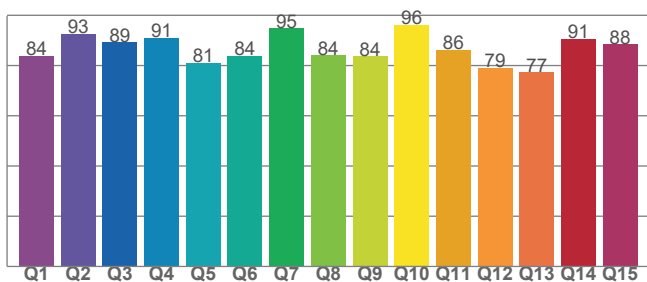
## Chromaticity



CRI: 76.2 (R1-R8)



CQS: 85.7



Color Parameters

Color Temperature	Color Coordinate CIE 1931	Color Coordinate CIE 1931
CCT	x	y
8521 K	0.290	0.302

Color Deviation from Black Body Curve	Color Coordinate CIE 1964	Color Coordinate CIE 1964
Δuv	y	u
0.0012	0.302	0.192

Color Rendering Index	Red Component	Color Quality Scale
CRI	CRI - R9	CQS
76.2	-33.0	85.7

Television Lighting Consistency Index	Color Fidelity	Color Gamut
TLCI	TM30 - Rf	TM30 Rg
65	81.5	114.3

# Photometric & Chromaticity Report

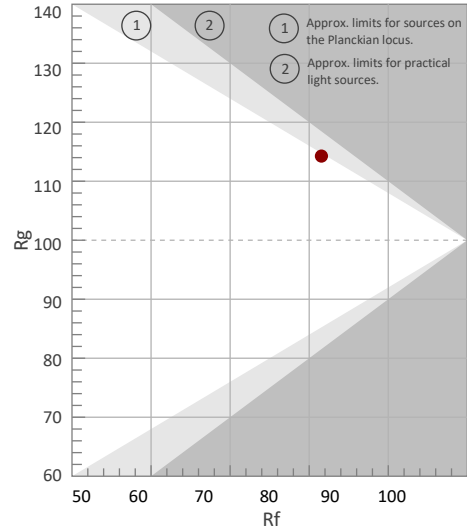
Maverick Storm 3 Beam Wash: Full Flood - Ring - Full Power - ECO - Calibration On

## TM-30 Details

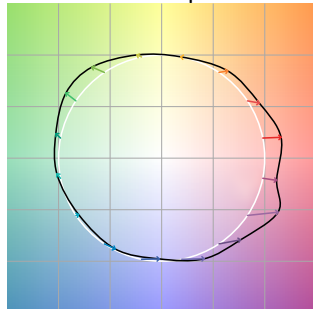
**Rf 81.5**  
Fidelity Index  
(Rg)

**Rg 114.3**  
Gammut Index (Rg)

Hue Bin	R <sub>f</sub>	Graphic shifts (%)	
		Chroma	Hue
1	68	17%	-3%
2	78	8%	-8%
3	85	6%	-6%
4	94	0%	1%
5	88	3%	4%
6	81	11%	7%
7	80	12%	-1%
8	81	5%	-3%
9	91	3%	-5%
10	93	-3%	1%
11	77	-2%	11%
12	78	-4%	17%
13	74	4%	21%
14	70	8%	20%
15	68	23%	19%
16	74	14%	1%



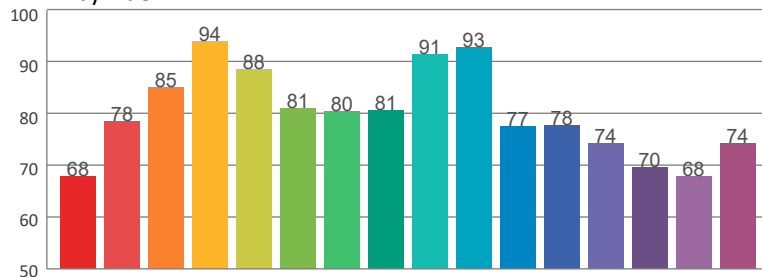
Color Vector Graphic



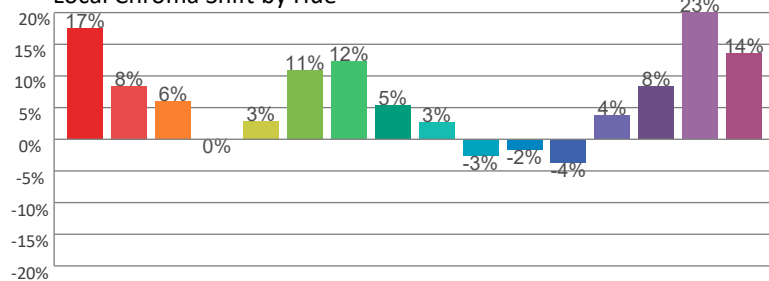
Color Distortion Graphic



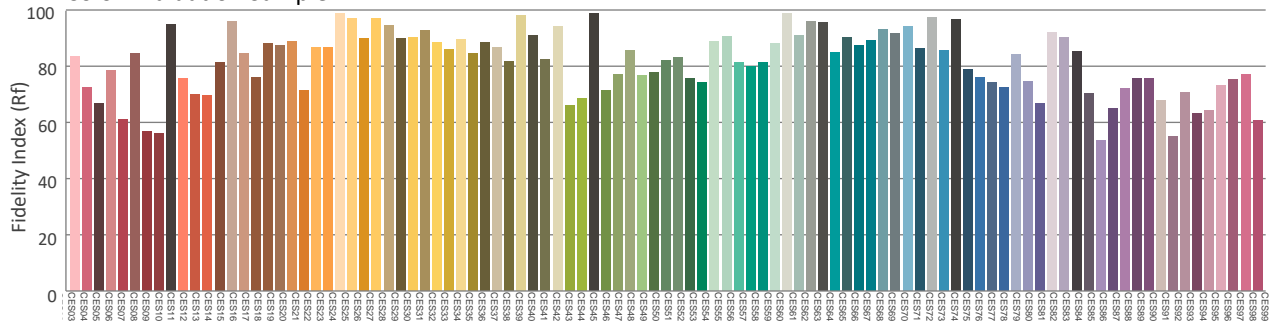
Rf by Hue



Local Chroma Shift by Hue



Color Evaluation Sample



# Photometric & Chromaticity Report

Maverick Storm 3 Beam Wash: Full Flood with Both Zoom Zone - Full Power

## Report Summary

### Measurements

Fixture Output: 19699 lm  
Fixture Peak: 62736 cd  
Fixture Efficacy: n/a lm/W  
Intensity @ 5m: 2507 lux  
Color Temperature: 0 K  
CRI: 0.0      CRI R9 Value: 0.0  
CQS: 0.0  
TLCI: n/a  
TM-30 Rf: 0.0  
TM-30 Rg: 0.0  
Beam Angle (50%): 35°  
Field Angle (10%): 45.7°  
Cutoff Angle (3%): 50.7°

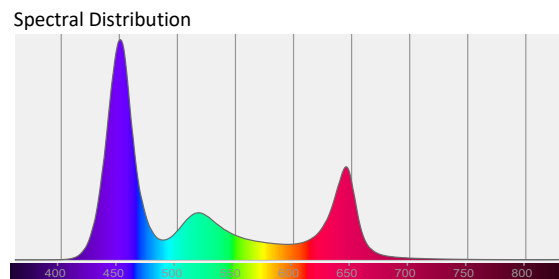
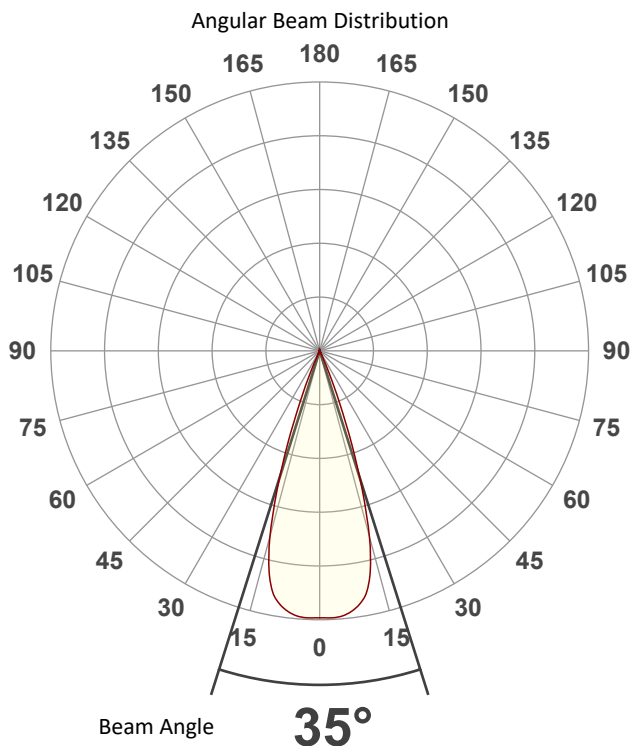


### Conditions

AC Supply: 116 V, 60 Hz  
Power: n/a W  
Current: 0.000 A  
Power Factor: n/a

This data sheet conforms to American National Standard E1.9 – 2007 (R2017). All data was measured and calculated by a Viso Systems LabSpion Goniometer at the Chauvet PD Optics Laboratory in Sunrise, FL on 4/14/2023 to LM-63-2002 Standards.

## Overall Measurement



Tested Color (CIE 1931):

X: 0.237

Y: 0.174



Light Quality

CRI: 0.0

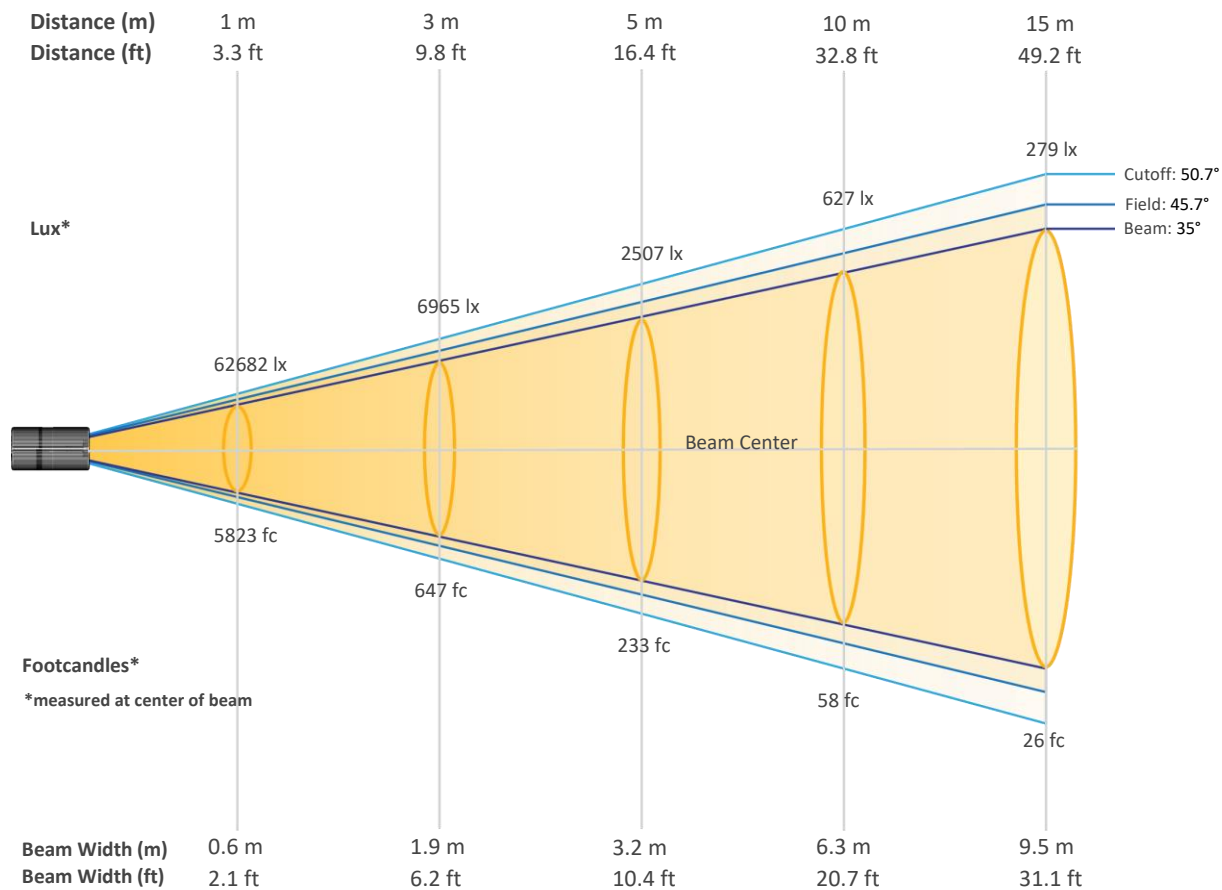
Color Temperature

0 K

# Photometric & Chromaticity Report

Maverick Storm 3 Beam Wash: Full Flood with Both Zoom Zone - Full Power

## Beam Details

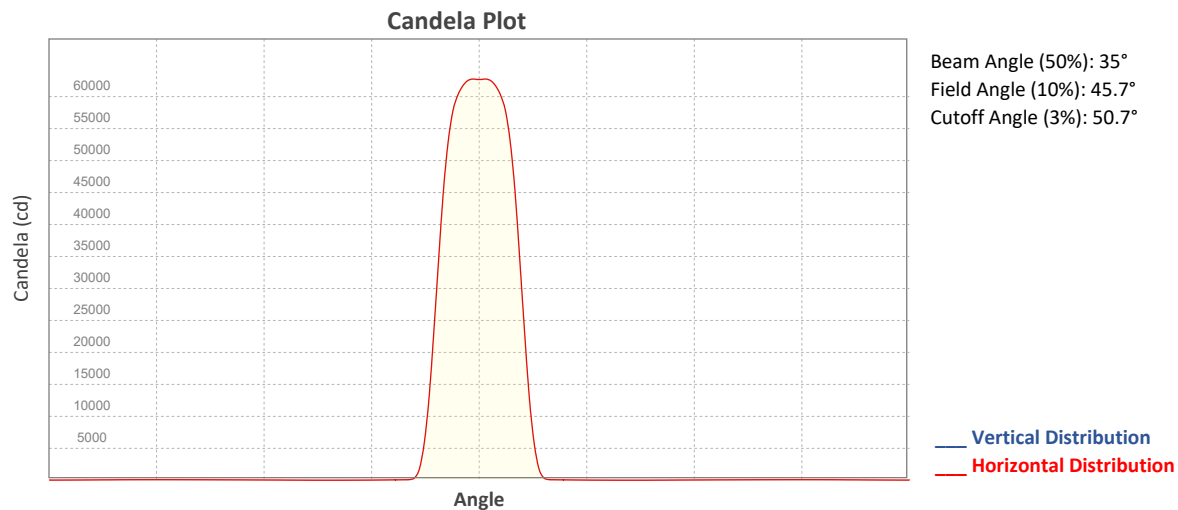


### Beam Intensities from 1-20m (3.3-65.6ft)

Distance	1m	2m	3m	4m	5m	6m	7m	8m	9m	10m
Lux	62682	15670	6965	3918	2507	1741	1279	979	774	627
Distance	11m	12m	13m	14m	15m	16m	17m	18m	19m	20m
Lux	518	435	371	320	279	245	217	193	174	157
Distance	3.3ft	6.6ft	9.8ft	13.1ft	16.4ft	19.7ft	23ft	26.2ft	29.5ft	32.8ft
FC	5823	1456	647	364	233	162	119	91	72	58
Distance	36.1ft	39.4ft	42.7ft	45.9ft	49.2ft	52.5ft	55.8ft	59.1ft	62.3ft	65.6ft
FC	48	40	34	30	26	23	20	18	16	15

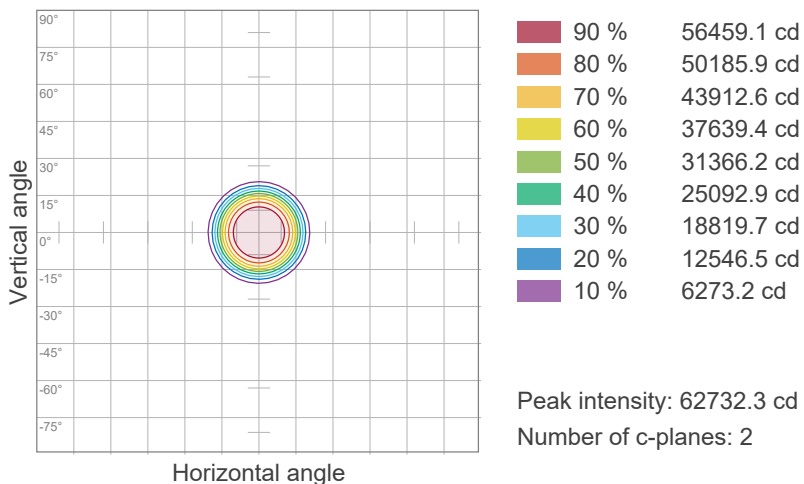
# Photometric & Chromaticity Report

Maverick Storm 3 Beam Wash: Full Flood with Both Zoom Zone - Full Power

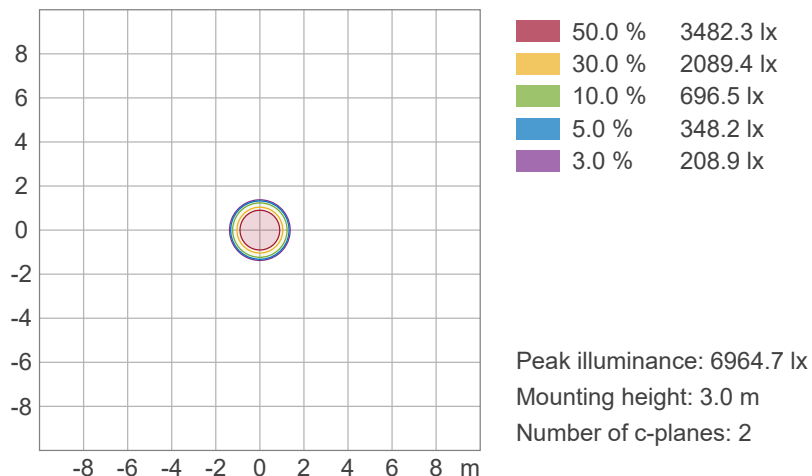


## ISO Diagrams

### ISO Candela Diagram



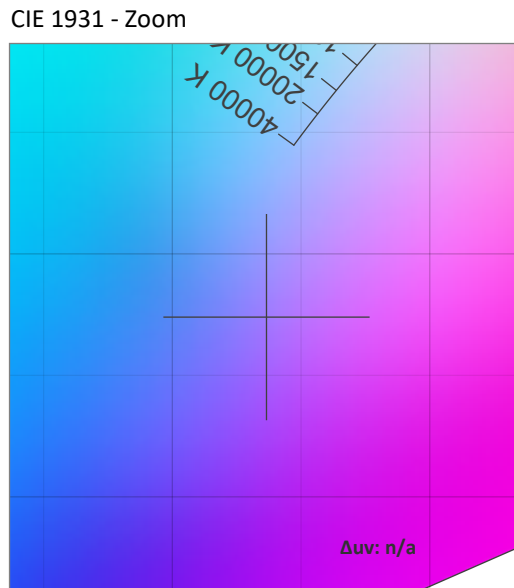
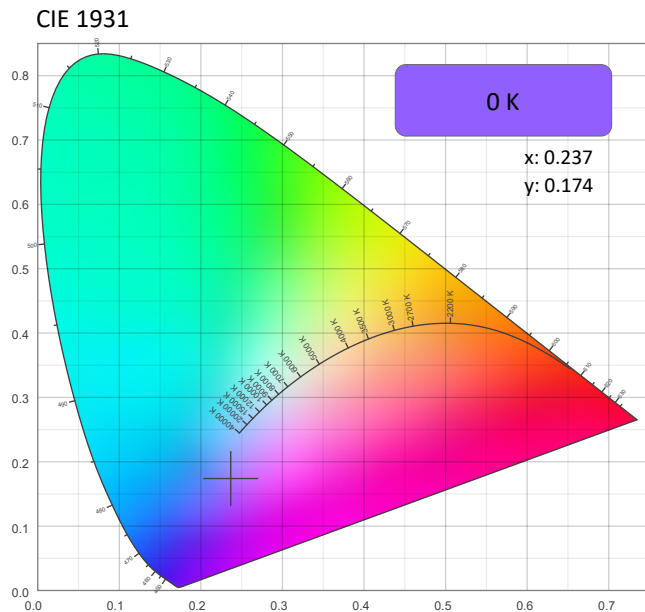
### ISO Lux Diagram



# Photometric & Chromaticity Report

Maverick Storm 3 Beam Wash: Full Flood with Both Zoom Zone - Full Power

## Chromaticity



### CRI: 0.0 (R1-R8)

0	0	0	0	0	0	0	0	0	0	0	0	0	0	0
R1	R2	R3	R4	R5	R6	R7	R8	R9	R10	R11	R12	R13	R14	R15

### CQS: 0.0

0	0	0	0	0	0	0	0	0	0	0	0	0	0	0
Q1	Q2	Q3	Q4	Q5	Q6	Q7	Q8	Q9	Q10	Q11	Q12	Q13	Q14	Q15

### Color Parameters

Color Temperature	Color Coordinate CIE 1931	Color Coordinate CIE 1931
CCT	x	y
0 K	0.237	0.174

Color Deviation from Black Body Curve	Color Coordinate CIE 1964	Color Coordinate CIE 1964
$\Delta uv$	y	u
n/a	0.174	0.205

Color Rendering Index	Red Component	Color Quality Scale
CRI	CRI - R9	CQS
0.0	0.0	0.0

Television Lighting Consistency Index	Color Fidelity	Color Gamut
TLCI	TM30 - Rf	TM30 Rg
n/a	0.0	0.0





# Photometric & Chromaticity Report

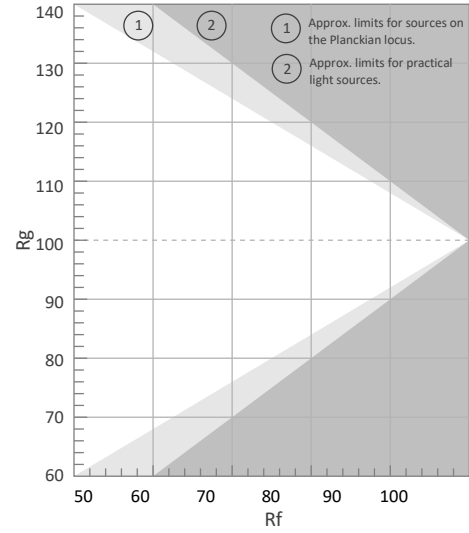
Maverick Storm 3 Beam Wash: Full Flood with Both Zoom Zone - Full Power

## TM-30 Details


**Rf 0.0**  
Fidelity Index (Rg)

**Rg 0.0**  
Gammut Index (Rg)


Hue Bin	R <sub>f</sub>	Graphic shifts (%)	
		Chroma	Hue
1	0	0%	0%
2	0	0%	0%
3	0	0%	0%
4	0	0%	0%
5	0	0%	0%
6	0	0%	0%
7	0	0%	0%
8	0	0%	0%
9	0	0%	0%
10	0	0%	0%
11	0	0%	0%
12	0	0%	0%
13	0	0%	0%
14	0	0%	0%
15	0	0%	0%
16	0	0%	0%




Color Vector Graphic




Color Distortion Graphic



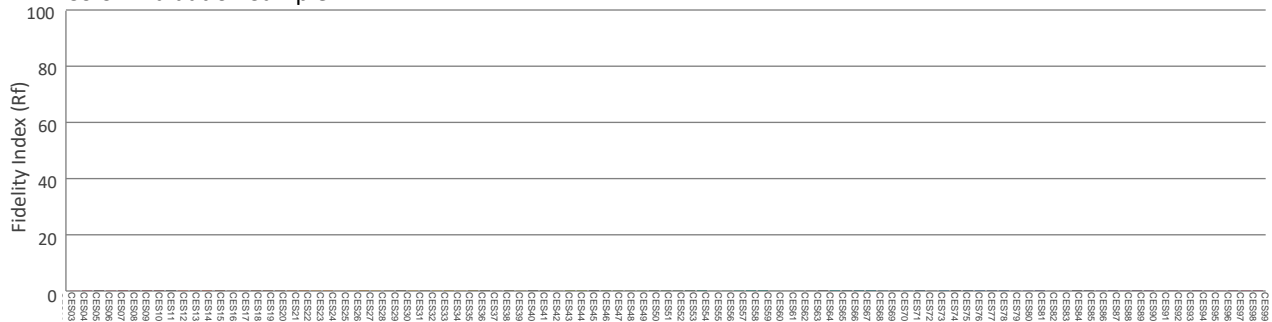
Rf by Hue



Local Chroma Shift by Hue



Color Evaluation Sample



# Photometric & Chromaticity Report

Maverick Storm 3 Beam Wash: Full Flood with Both Zoom Zone - Full Power - Calibration On

## Report Summary

### Measurements

Fixture Output: 17170 lm  
Fixture Peak: 54257 cd  
Fixture Efficacy: n/a lm/W  
Intensity @ 5m: 2165 lux  
Color Temperature: 8464 K  
CRI: 76.0    CRI R9 Value: -33.7  
CQS: 85.7  
TLCI: 65  
TM-30 Rf: 81.4  
TM-30 Rg: 114.5  
Beam Angle (50%): 35.2°  
Field Angle (10%): 46.2°  
Cutoff Angle (3%): 51.3°

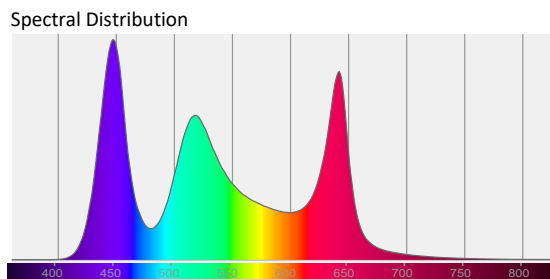
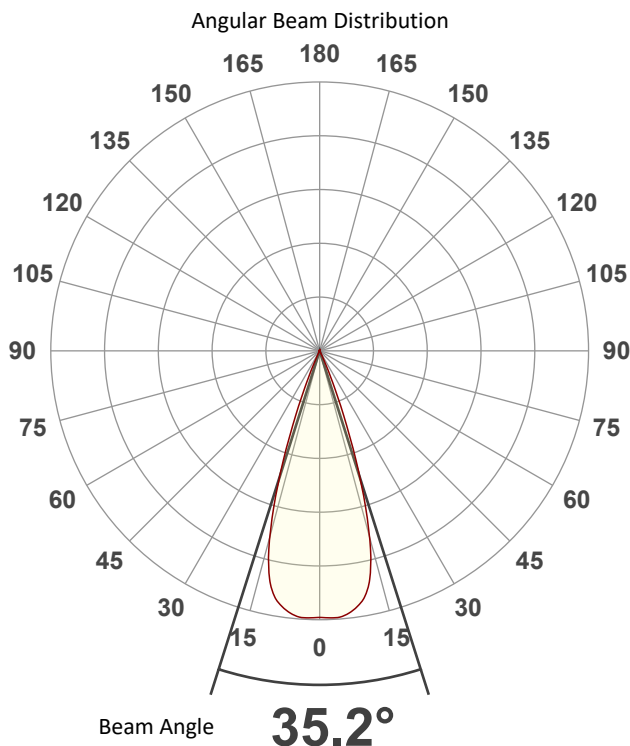


### Conditions

AC Supply: 117 V, 60.1 Hz  
Power: n/a W  
Current: 0.000 A  
Power Factor: n/a

This data sheet conforms to American National Standard E1.9 – 2007 (R2017). All data was measured and calculated by a Viso Systems LabSpion Goniometer at the Chauvet PD Optics Laboratory in Sunrise, FL on 4/14/2023 to LM-63-2002 Standards.


## Overall Measurement



Tested Color (CIE 1931):

X: 0.290

Y: 0.303



Light Quality

CRI: 76.0

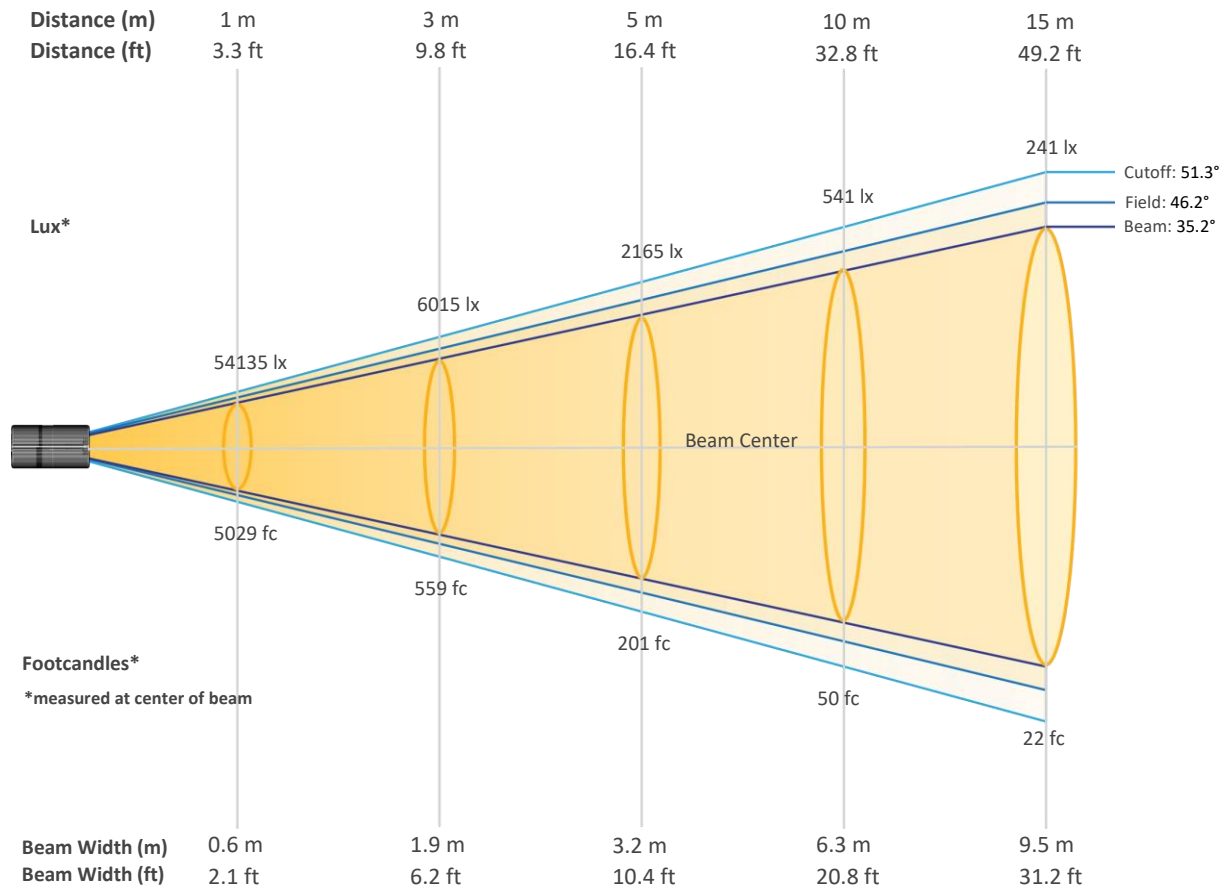
Color Temperature

8464 K

# Photometric & Chromaticity Report

Maverick Storm 3 Beam Wash: Full Flood with Both Zoom Zone - Full Power - Calibration On

## Beam Details

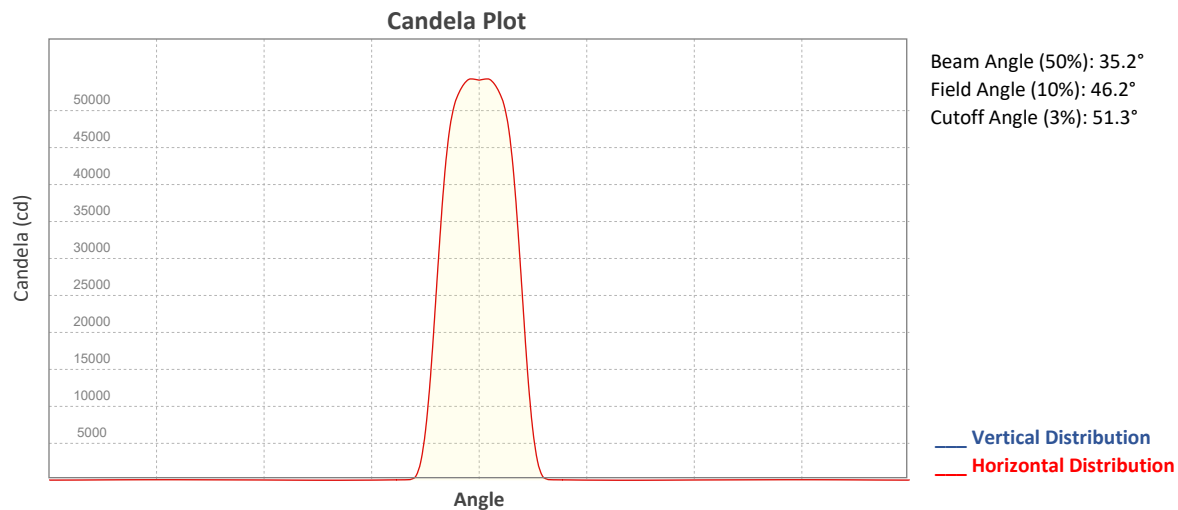


### Beam Intensities from 1-20m (3.3-65.6ft)

Distance	1m	2m	3m	4m	5m	6m	7m	8m	9m	10m
Lux	54135	13534	6015	3383	2165	1504	1105	846	668	541
<b>Distance</b>	<b>11m</b>	<b>12m</b>	<b>13m</b>	<b>14m</b>	<b>15m</b>	<b>16m</b>	<b>17m</b>	<b>18m</b>	<b>19m</b>	<b>20m</b>
Lux	447	376	320	276	241	211	187	167	150	135
<b>Distance</b>	<b>3.3ft</b>	<b>6.6ft</b>	<b>9.8ft</b>	<b>13.1ft</b>	<b>16.4ft</b>	<b>19.7ft</b>	<b>23ft</b>	<b>26.2ft</b>	<b>29.5ft</b>	<b>32.8ft</b>
FC	5029	1257	559	314	201	140	103	79	62	50
<b>Distance</b>	<b>36.1ft</b>	<b>39.4ft</b>	<b>42.7ft</b>	<b>45.9ft</b>	<b>49.2ft</b>	<b>52.5ft</b>	<b>55.8ft</b>	<b>59.1ft</b>	<b>62.3ft</b>	<b>65.6ft</b>
FC	42	35	30	26	22	20	17	16	14	13

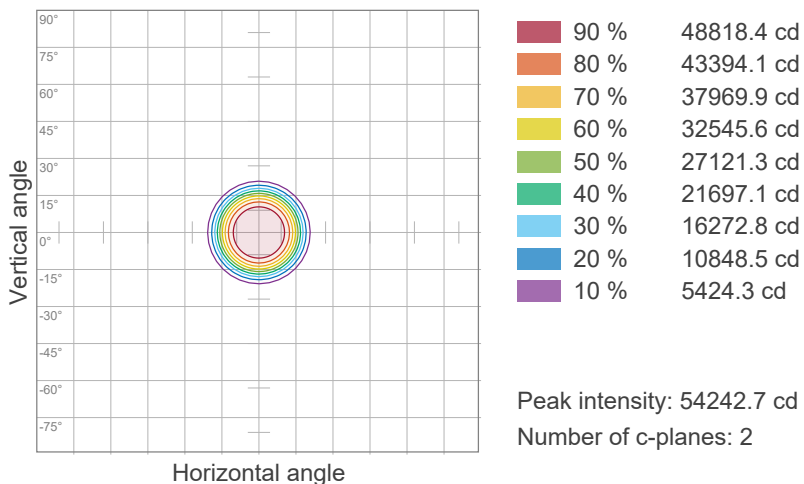
# Photometric & Chromaticity Report

Maverick Storm 3 Beam Wash: Full Flood with Both Zoom Zone - Full Power - Calibration On

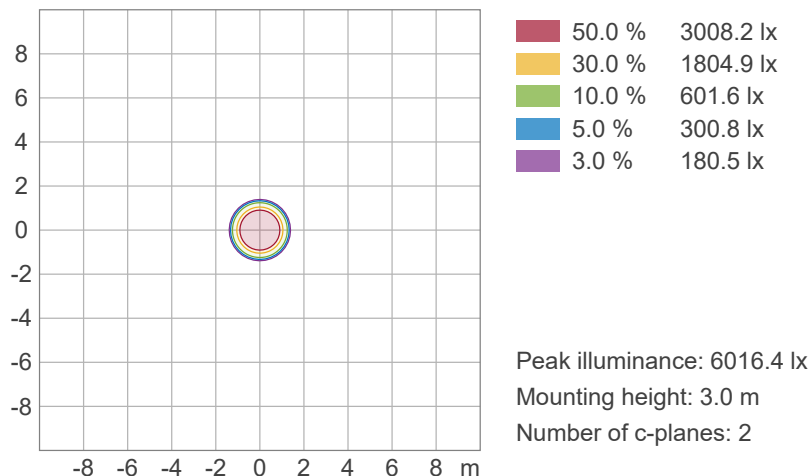


## ISO Diagrams

### ISO Candela Diagram



### ISO Lux Diagram

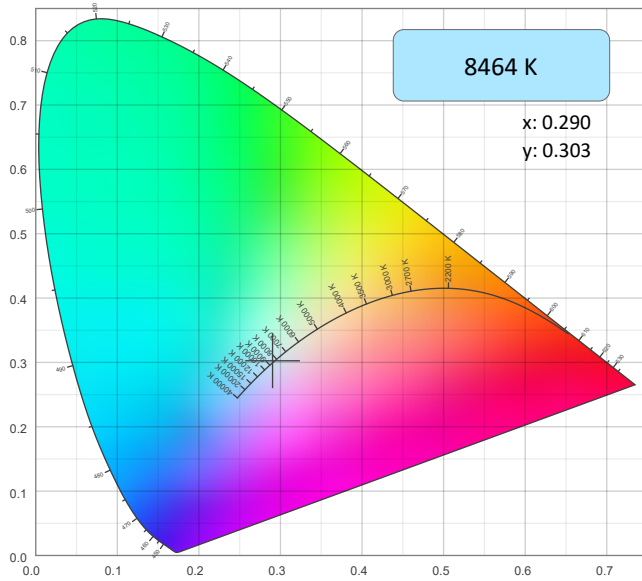


# Photometric & Chromaticity Report

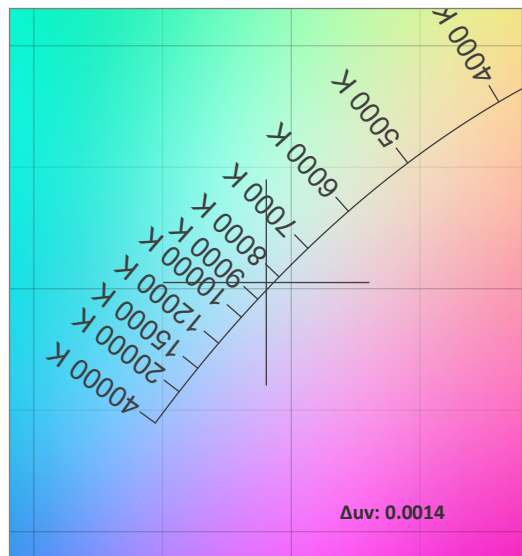
Maverick Storm 3 Beam Wash: Full Flood with Both Zoom Zone - Full Power - Calibration On

## Chromaticity

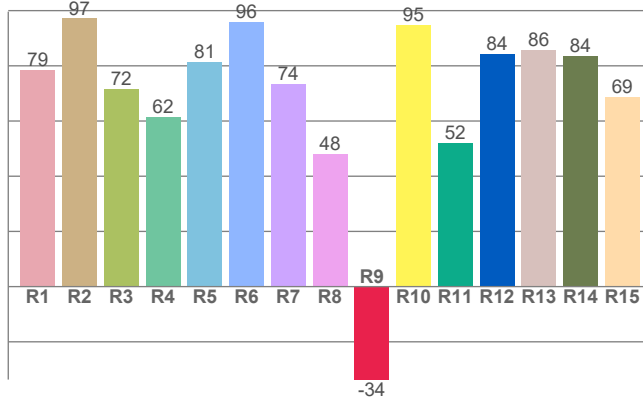
CIE 1931



CIE 1931 - Zoom



CRI: 76.0 (R1-R8)

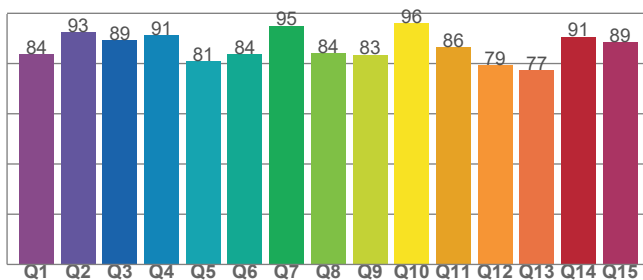


Color Parameters

Color Temperature	Color Coordinate CIE 1931	Color Coordinate CIE 1931
CCT	x	y
8464 K	0.290	0.303

Color Deviation from Black Body Curve	Color Coordinate CIE 1964	Color Coordinate CIE 1964
$\Delta uv$	y	u
0.0014	0.303	0.192

CQS: 85.7



Color Rendering Index	Red Component	Color Quality Scale
CRI	CRI - R9	CQS
76.0	-33.7	85.7

Television Lighting Consistency Index	Color Fidelity	Color Gamut
TLCI	TM30 - Rf	TM30 Rg
65	81.4	114.5

# Photometric & Chromaticity Report

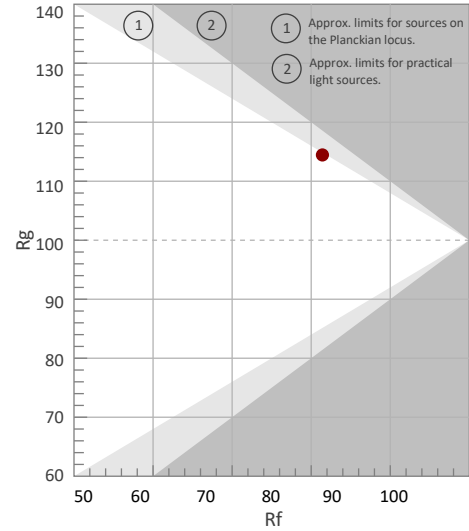
Maverick Storm 3 Beam Wash: Full Flood with Both Zoom Zone - Full Power - Calibration On

## TM-30 Details

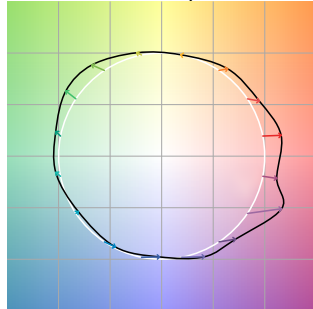
**Rf 81.4**  
Fidelity Index (Rg)

**Rg 114.5**  
Gammut Index (Rg)

Hue Bin	R <sub>f</sub>	Graphic shifts (%)	
		Chroma	Hue
1	68	18%	-3%
2	78	8%	-8%
3	85	6%	-6%
4	94	0%	1%
5	88	3%	4%
6	81	11%	7%
7	80	12%	-1%
8	80	5%	-3%
9	92	4%	-5%
10	92	-3%	0%
11	77	-2%	11%
12	77	-4%	17%
13	74	4%	22%
14	74	7%	15%
15	65	25%	22%
16	74	14%	1%



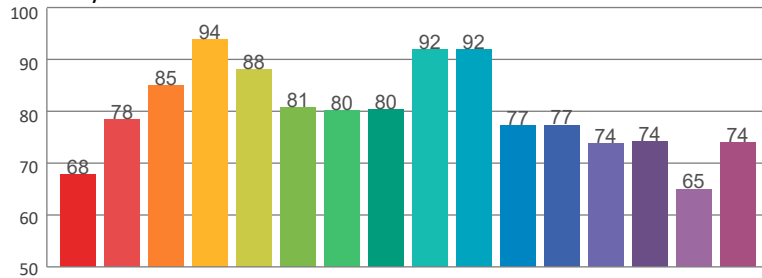
Color Vector Graphic



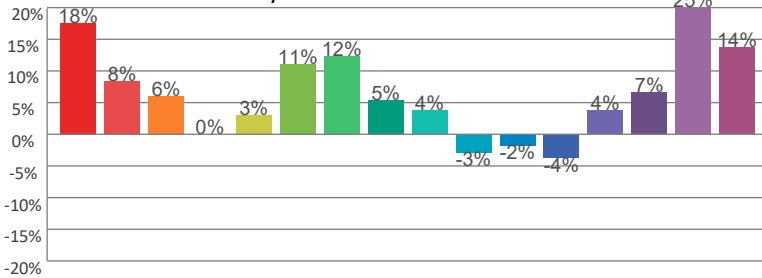
Color Distortion Graphic



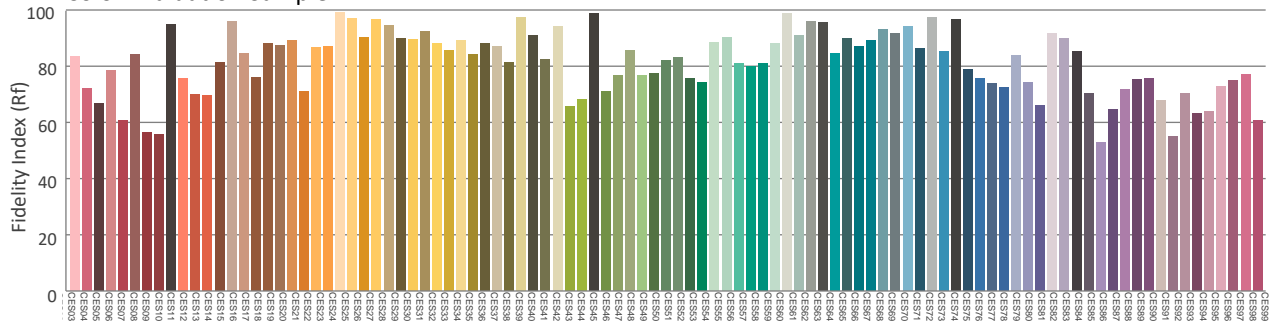
Rf by Hue



Local Chroma Shift by Hue



Color Evaluation Sample



# Photometric & Chromaticity Report

Maverick Storm 3 Beam Wash: Full Flood with Both Zoom Zone - Full Power - Auto

## Report Summary

### Measurements

Fixture Output: 19437 lm  
Fixture Peak: 61789 cd  
Fixture Efficacy: n/a lm/W  
Intensity @ 5m: 2472 lux  
Color Temperature: 0 K  
CRI: 0.0      CRI R9 Value: 0.0  
CQS: 0.0  
TLCI: n/a  
TM-30 Rf: 0.0  
TM-30 Rg: 0.0  
Beam Angle (50%): 35.1°  
Field Angle (10%): 46°  
Cutoff Angle (3%): 50.8°

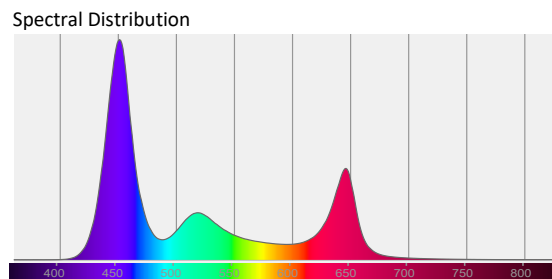
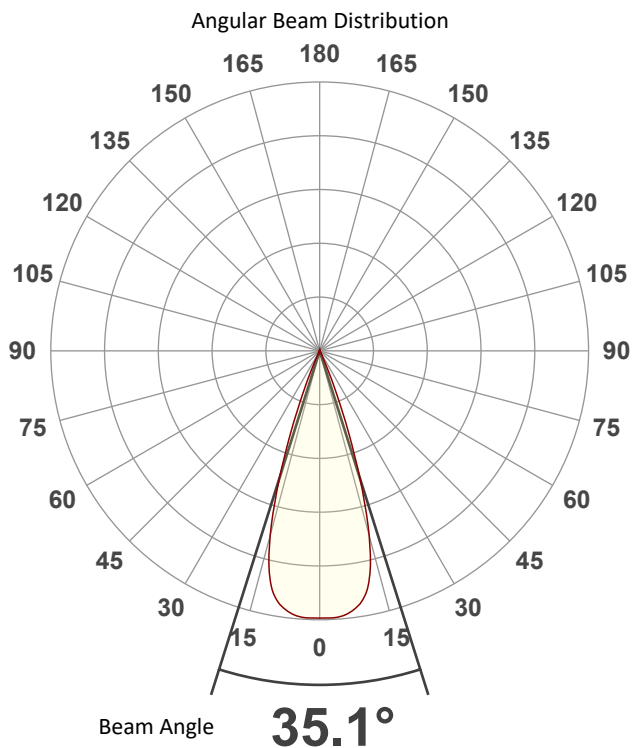


### Conditions

AC Supply: 116 V, 60 Hz  
Power: n/a W  
Current: 0.000 A  
Power Factor: n/a

This data sheet conforms to American National Standard E1.9 – 2007 (R2017). All data was measured and calculated by a Viso Systems LabSpion Goniometer at the Chauvet PD Optics Laboratory in Sunrise, FL on 4/14/2023 to LM-63-2002 Standards.

## Overall Measurement



Tested Color (CIE 1931):

X: 0.235

Y: 0.174



Light Quality

CRI: 0.0

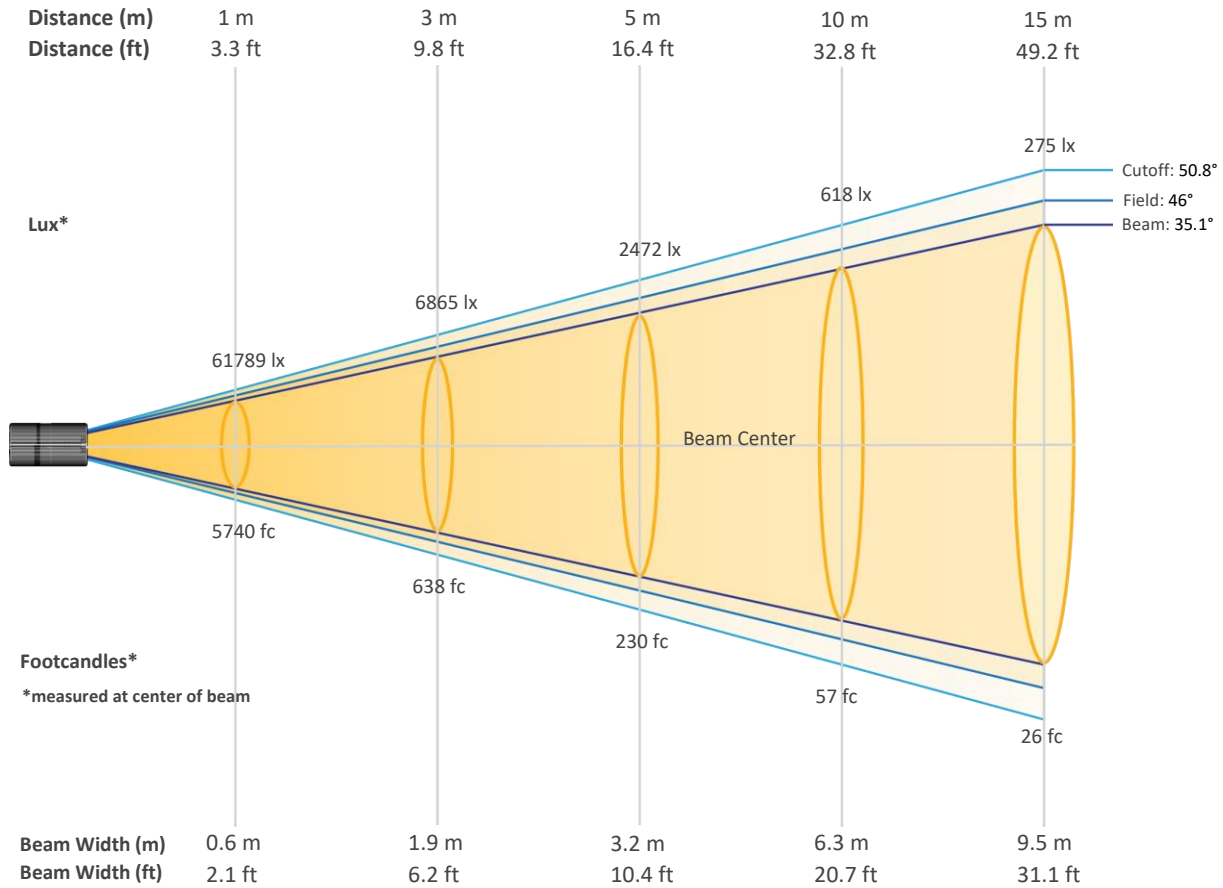
Color Temperature

0 K

# Photometric & Chromaticity Report

Maverick Storm 3 Beam Wash: Full Flood with Both Zoom Zone - Full Power - Auto

## Beam Details



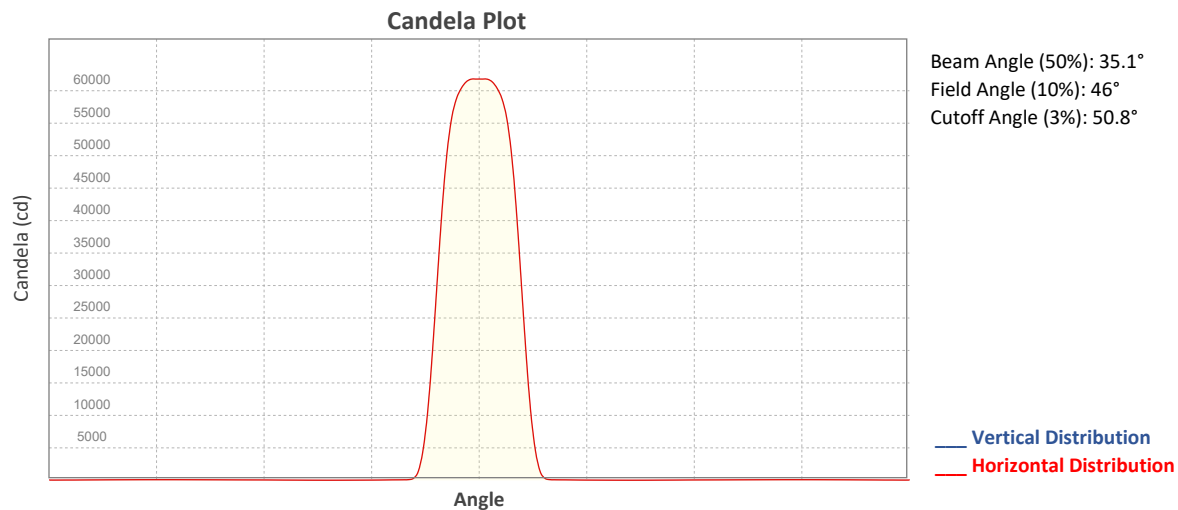
### Beam Intensities from 1-20m (3.3-65.6ft)

Distance	1m	2m	3m	4m	5m	6m	7m	8m	9m	10m
Lux	61789	15447	6865	3862	2472	1716	1261	965	763	618
Distance	11m	12m	13m	14m	15m	16m	17m	18m	19m	20m
Lux	511	429	366	315	275	241	214	191	171	154
Distance	3.3ft	6.6ft	9.8ft	13.1ft	16.4ft	19.7ft	23ft	26.2ft	29.5ft	32.8ft
FC	5740	1435	638	359	230	159	117	90	71	57
Distance	36.1ft	39.4ft	42.7ft	45.9ft	49.2ft	52.5ft	55.8ft	59.1ft	62.3ft	65.6ft
FC	47	40	34	29	26	22	20	18	16	14



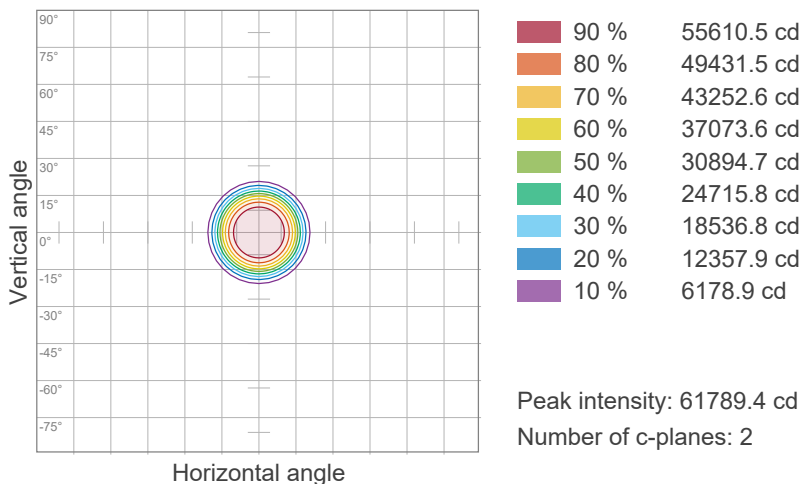
# Photometric & Chromaticity Report

Maverick Storm 3 Beam Wash: Full Flood with Both Zoom Zone - Full Power - Auto

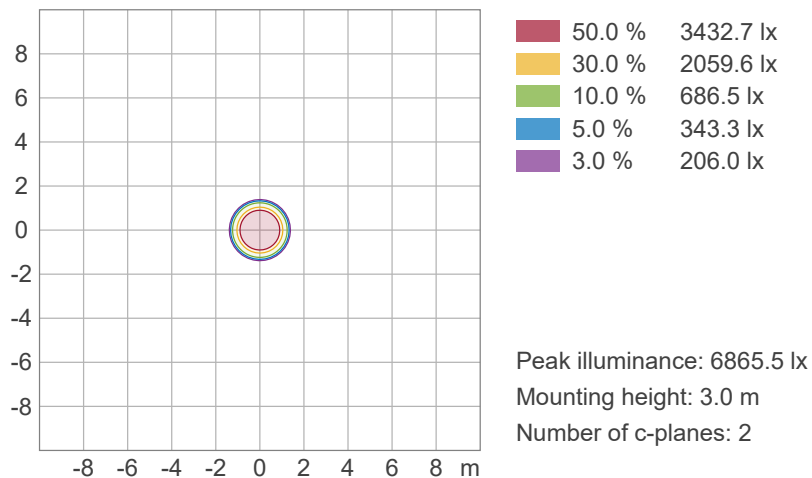


## ISO Diagrams

### ISO Candela Diagram



### ISO Lux Diagram





# Photometric & Chromaticity Report

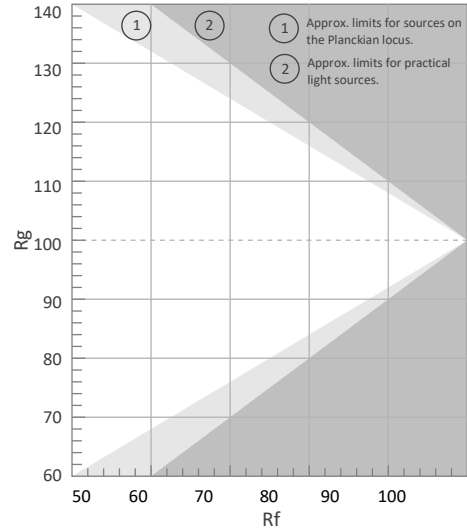
Maverick Storm 3 Beam Wash: Full Flood with Both Zoom Zone - Full Power - Auto

## TM-30 Details

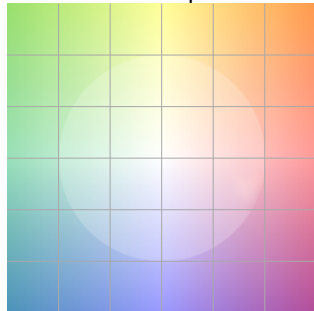
**Rf 0.0**  
Fidelity Index (Rg)

**Rg 0.0**  
Gammut Index (Rg)


Hue Bin	R <sub>f</sub>	Graphic shifts (%)	
		Chroma	Hue
1	0	0%	0%
2	0	0%	0%
3	0	0%	0%
4	0	0%	0%
5	0	0%	0%
6	0	0%	0%
7	0	0%	0%
8	0	0%	0%
9	0	0%	0%
10	0	0%	0%
11	0	0%	0%
12	0	0%	0%
13	0	0%	0%
14	0	0%	0%
15	0	0%	0%
16	0	0%	0%



Color Vector Graphic




Color Distortion Graphic



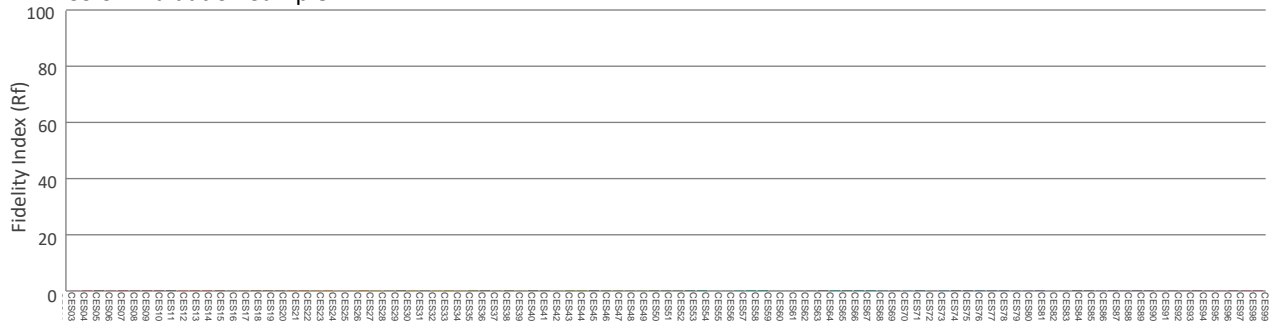
R<sub>f</sub> by Hue



Local Chroma Shift by Hue



Color Evaluation Sample



# Photometric & Chromaticity Report

Maverick Storm 3 Beam Wash: Full Flood with Both Zoom Zone - Full Power - Auto - Calibration On

## Report Summary

### Measurements

Fixture Output: 17027 lm  
Fixture Peak: 53697 cd  
Fixture Efficacy: n/a lm/W  
Intensity @ 5m: 2143 lux  
Color Temperature: 8542 K  
CRI: 76.4    CRI R9 Value: -31.2  
CQS: 85.9  
TLCI: 65  
TM-30 Rf: 81.7  
TM-30 Rg: 114.0  
Beam Angle (50%): 35.2°  
Field Angle (10%): 46.1°  
Cutoff Angle (3%): 51.3°

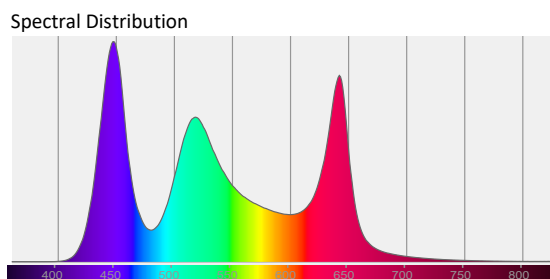
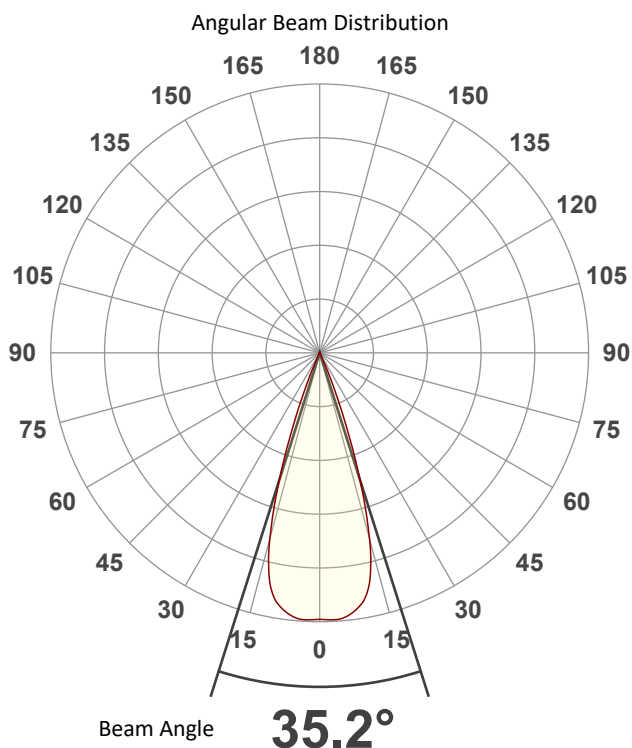


### Conditions

AC Supply: 117 V, 60 Hz  
Power: n/a W  
Current: 0.000 A  
Power Factor: n/a

This data sheet conforms to American National Standard E1.9 – 2007 (R2017). All data was measured and calculated by a Viso Systems LabSpion Goniometer at the Chauvet PD Optics Laboratory in Sunrise, FL on 4/14/2023 to LM-63-2002 Standards.


## Overall Measurement



Tested Color (CIE 1931):

X: 0.289

Y: 0.303



Light Quality

CRI: 76.4

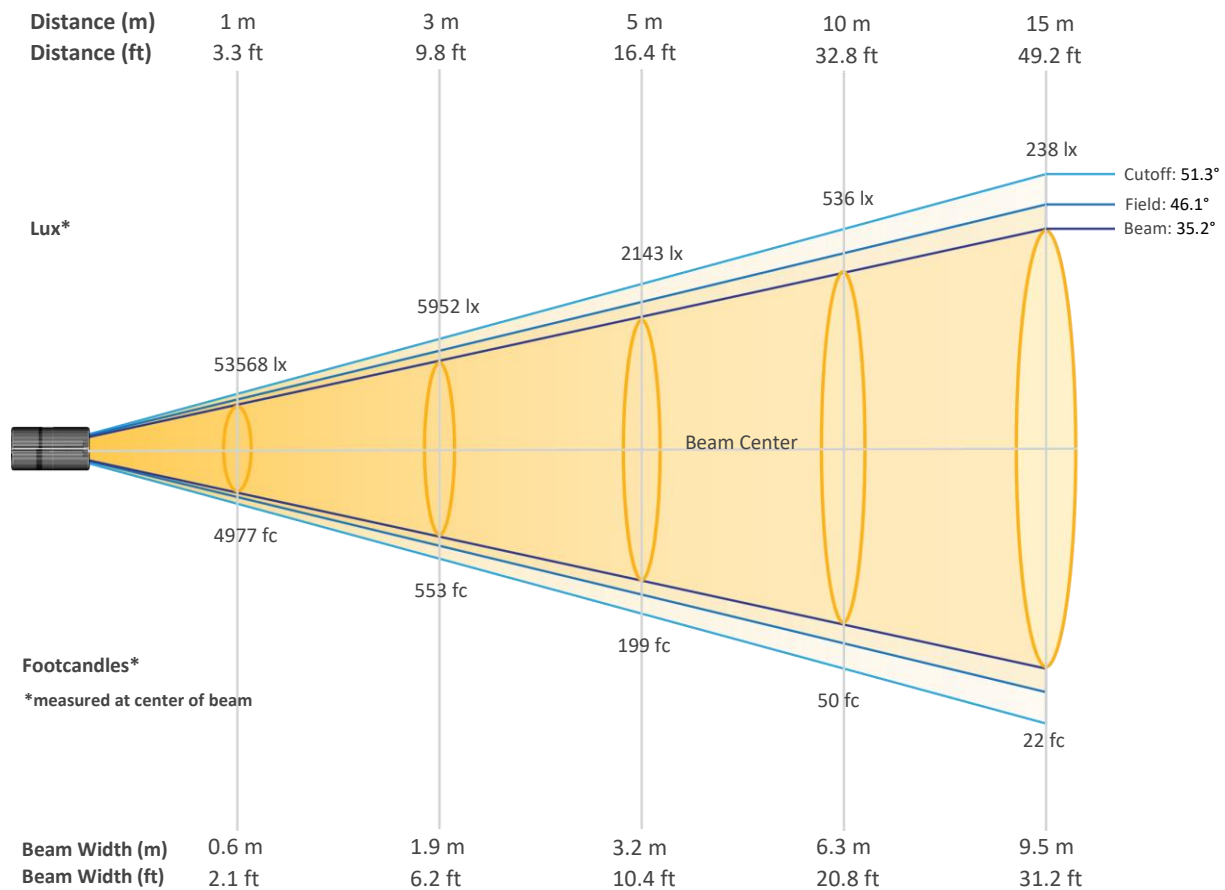
Color Temperature

8542 K

# Photometric & Chromaticity Report

Maverick Storm 3 Beam Wash: Full Flood with Both Zoom Zone - Full Power - Auto - Calibration On

## Beam Details

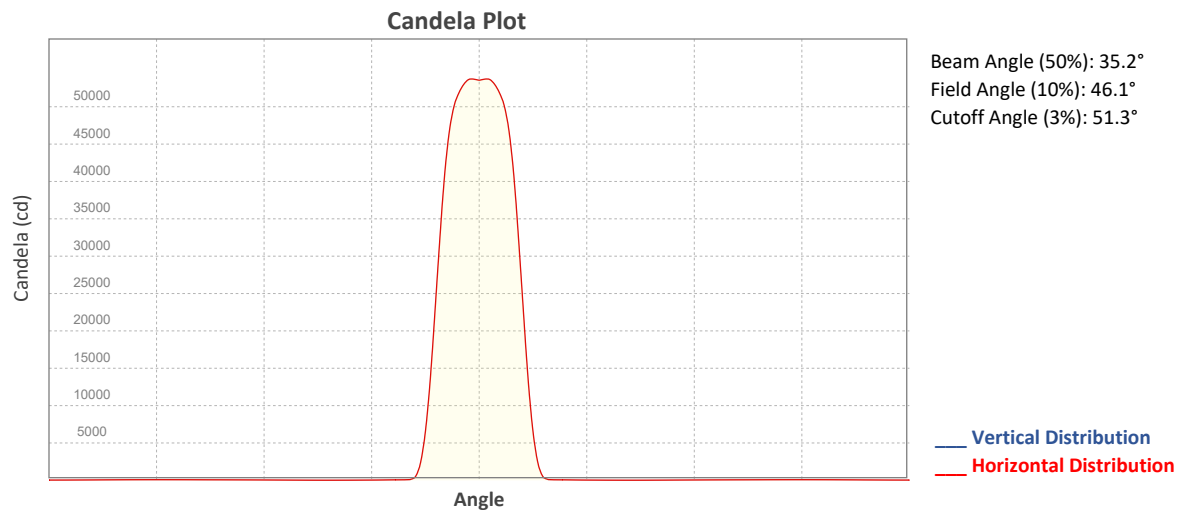


### Beam Intensities from 1-20m (3.3-65.6ft)

Distance	1m	2m	3m	4m	5m	6m	7m	8m	9m	10m
Lux	53568	13392	5952	3348	2143	1488	1093	837	661	536
Distance	11m	12m	13m	14m	15m	16m	17m	18m	19m	20m
Lux	443	372	317	273	238	209	185	165	148	134
Distance	3.3ft	6.6ft	9.8ft	13.1ft	16.4ft	19.7ft	23ft	26.2ft	29.5ft	32.8ft
FC	4977	1244	553	311	199	138	102	78	61	50
Distance	36.1ft	39.4ft	42.7ft	45.9ft	49.2ft	52.5ft	55.8ft	59.1ft	62.3ft	65.6ft
FC	41	35	29	25	22	19	17	15	14	12

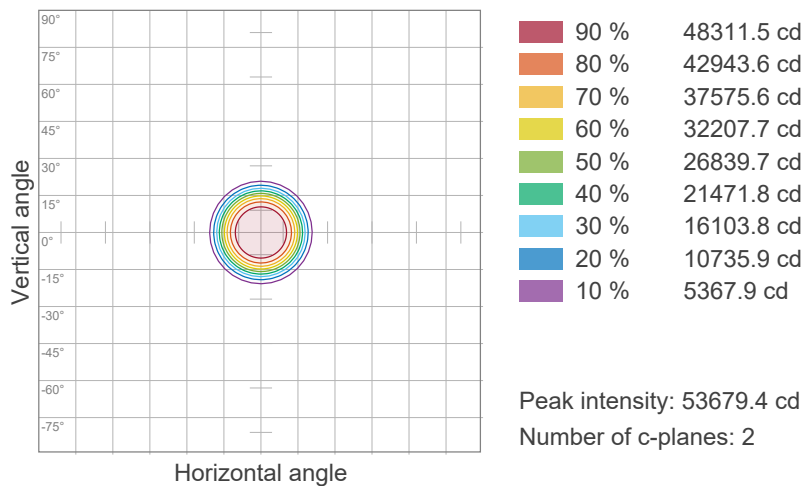
# Photometric & Chromaticity Report

Maverick Storm 3 Beam Wash: Full Flood with Both Zoom Zone - Full Power - Auto - Calibration On

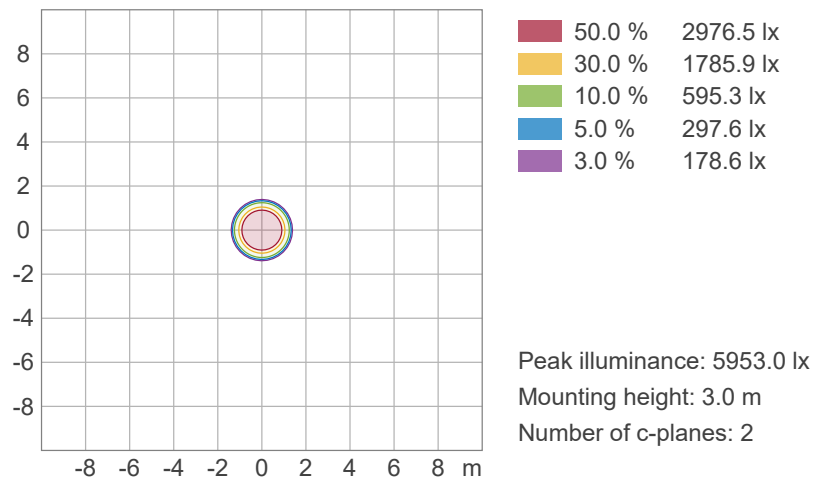


## ISO Diagrams

### ISO Candela Diagram



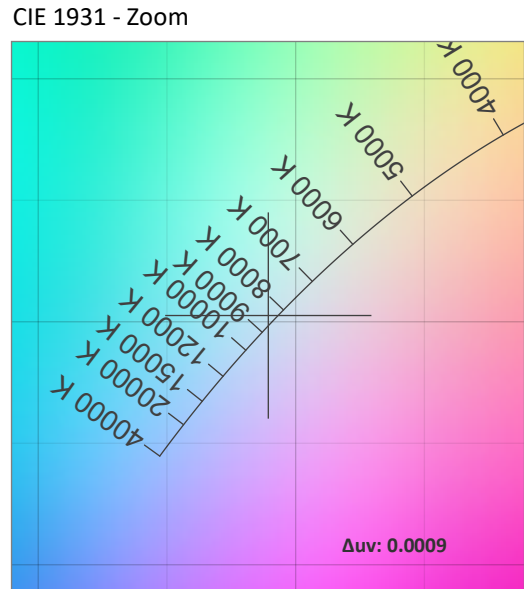
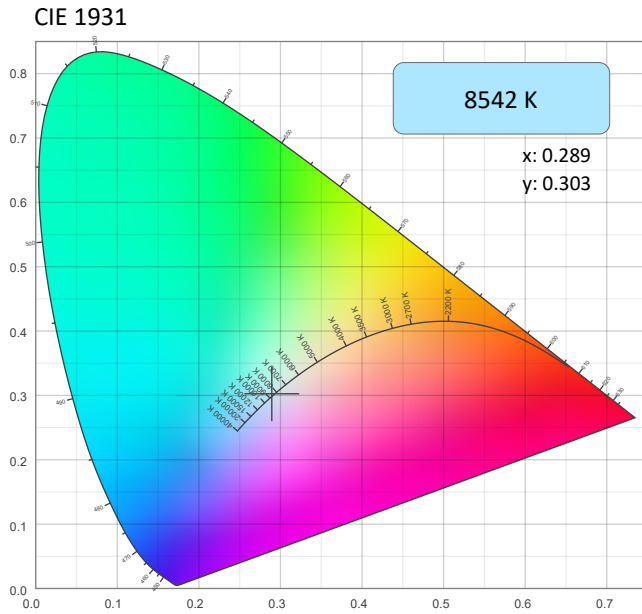
### ISO Lux Diagram



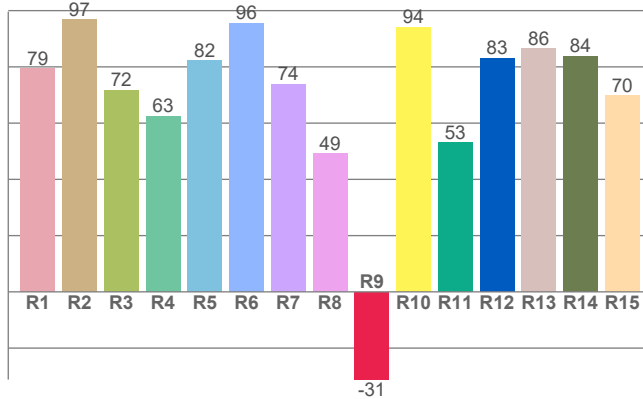
# Photometric & Chromaticity Report

Maverick Storm 3 Beam Wash: Full Flood with Both Zoom Zone - Full Power - Auto - Calibration On

## Chromaticity



CRI: 76.4 (R1-R8)

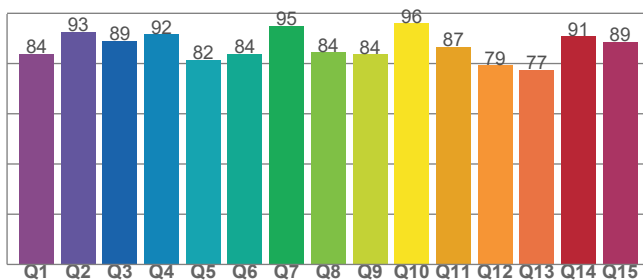


Color Parameters

Color Temperature	Color Coordinate CIE 1931	Color Coordinate CIE 1931
CCT	x	y
8542 K	0.289	0.303

Color Deviation from Black Body Curve	Color Coordinate CIE 1964	Color Coordinate CIE 1964
Δuv	y	u
0.0009	0.303	0.191

CQS: 85.9



Color Rendering Index	Red Component	Color Quality Scale
CRI	CRI - R9	CQS
76.4	-31.2	85.9

Television Lighting Consistency Index	Color Fidelity	Color Gamut
TLCI	TM30 - Rf	TM30 Rg
65	81.7	114.0

# Photometric & Chromaticity Report

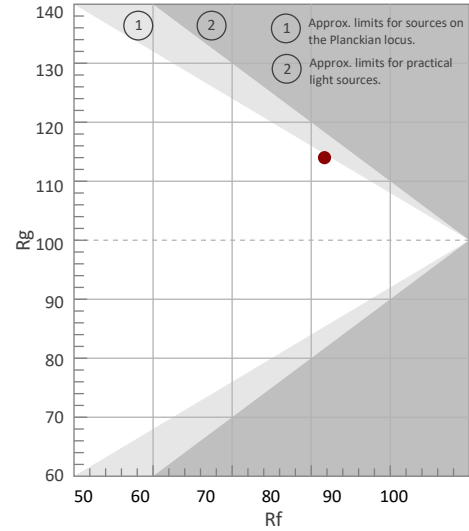
Maverick Storm 3 Beam Wash: Full Flood with Both Zoom Zone - Full Power - Auto - Calibration On

## TM-30 Details

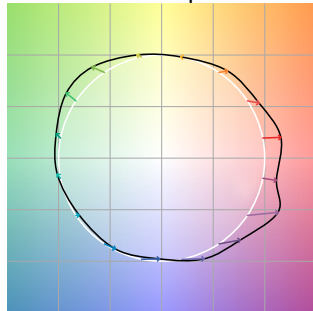
**Rf 81.7**  
Fidelity Index (Rg)

**Rg 114.0**  
Gammut Index (Rg)

Hue Bin	R <sub>f</sub>	Graphic shifts (%)	
		Chroma	Hue
1	68	17%	-3%
2	79	8%	-8%
3	85	6%	-6%
4	94	0%	1%
5	88	3%	4%
6	81	11%	7%
7	81	12%	-1%
8	81	5%	-3%
9	92	2%	-5%
10	92	-3%	1%
11	77	-2%	12%
12	77	-4%	17%
13	74	4%	21%
14	70	8%	19%
15	68	23%	19%
16	74	13%	1%



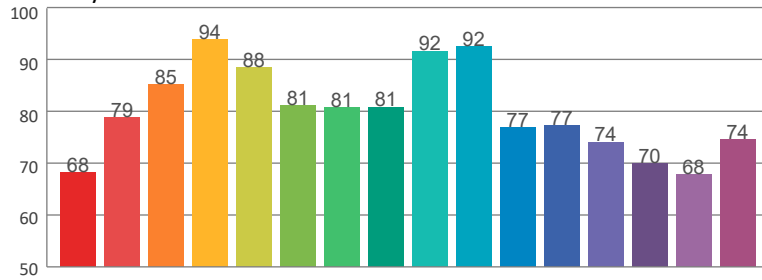
Color Vector Graphic



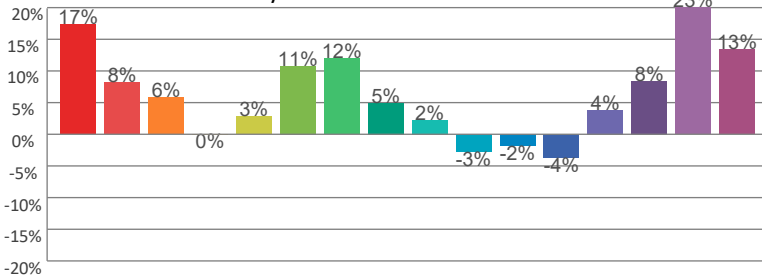
Color Distortion Graphic



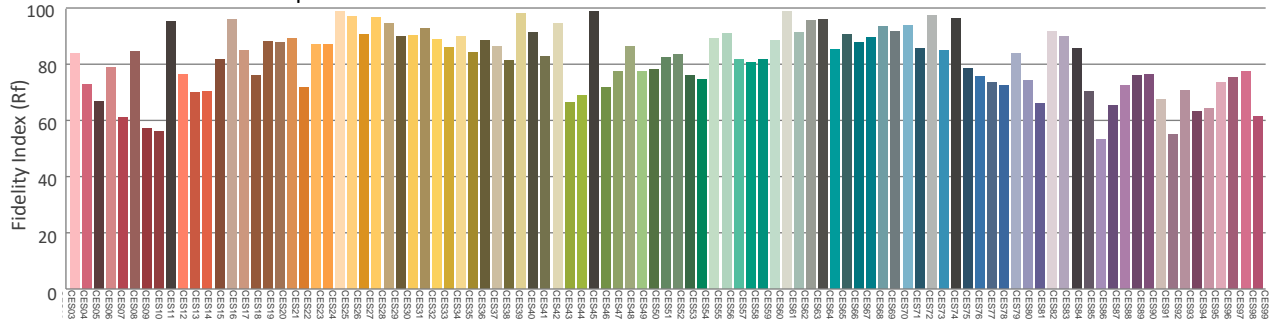
Rf by Hue



Local Chroma Shift by Hue



Color Evaluation Sample





# Photometric & Chromaticity Report

Maverick Storm 3 Beam Wash: Full Flood with Both Zoom Zone - Full Power - ECO

## Report Summary

### Measurements

Fixture Output: 19368 lm  
Fixture Peak: 61616 cd  
Fixture Efficacy: n/a lm/W  
Intensity @ 5m: 2463 lux  
Color Temperature: 0 K  
CRI: 0.0      CRI R9 Value: 0.0  
CQS: 0.0  
TLCI: n/a  
TM-30 Rf: 0.0  
TM-30 Rg: 0.0  
Beam Angle (50%): 35.1°  
Field Angle (10%): 45.7°  
Cutoff Angle (3%): 50.6°

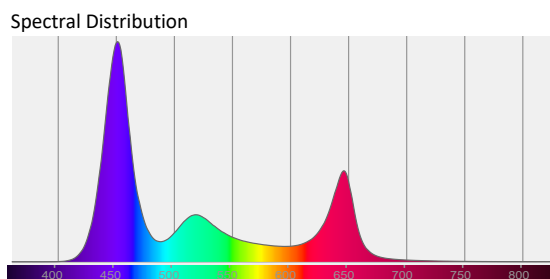
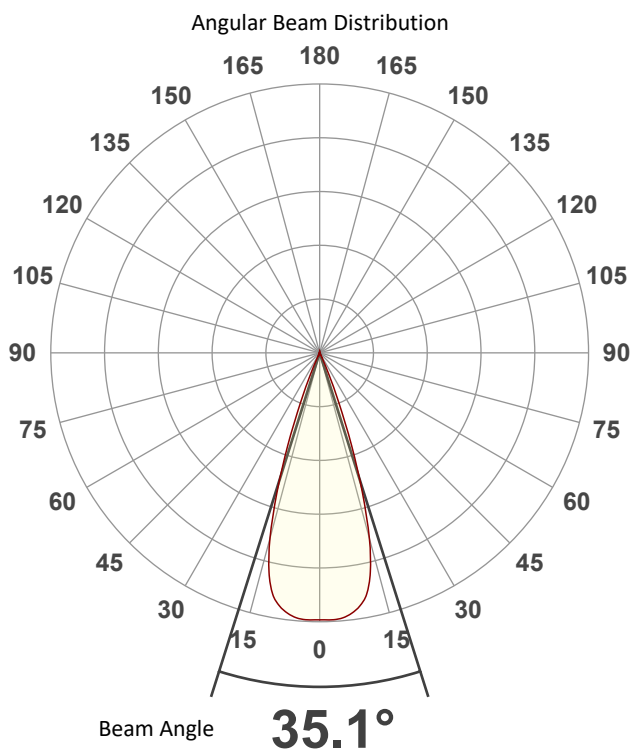


### Conditions

AC Supply: 116 V, 60 Hz  
Power: n/a W  
Current: 0.000 A  
Power Factor: n/a

This data sheet conforms to American National Standard E1.9 – 2007 (R2017). All data was measured and calculated by a Viso Systems LabSpion Goniometer at the Chauvet PD Optics Laboratory in Sunrise, FL on 4/14/2023 to LM-63-2002 Standards.

## Overall Measurement



Tested Color (CIE 1931):

X: 0.235

Y: 0.174



Light Quality

CRI: 0.0

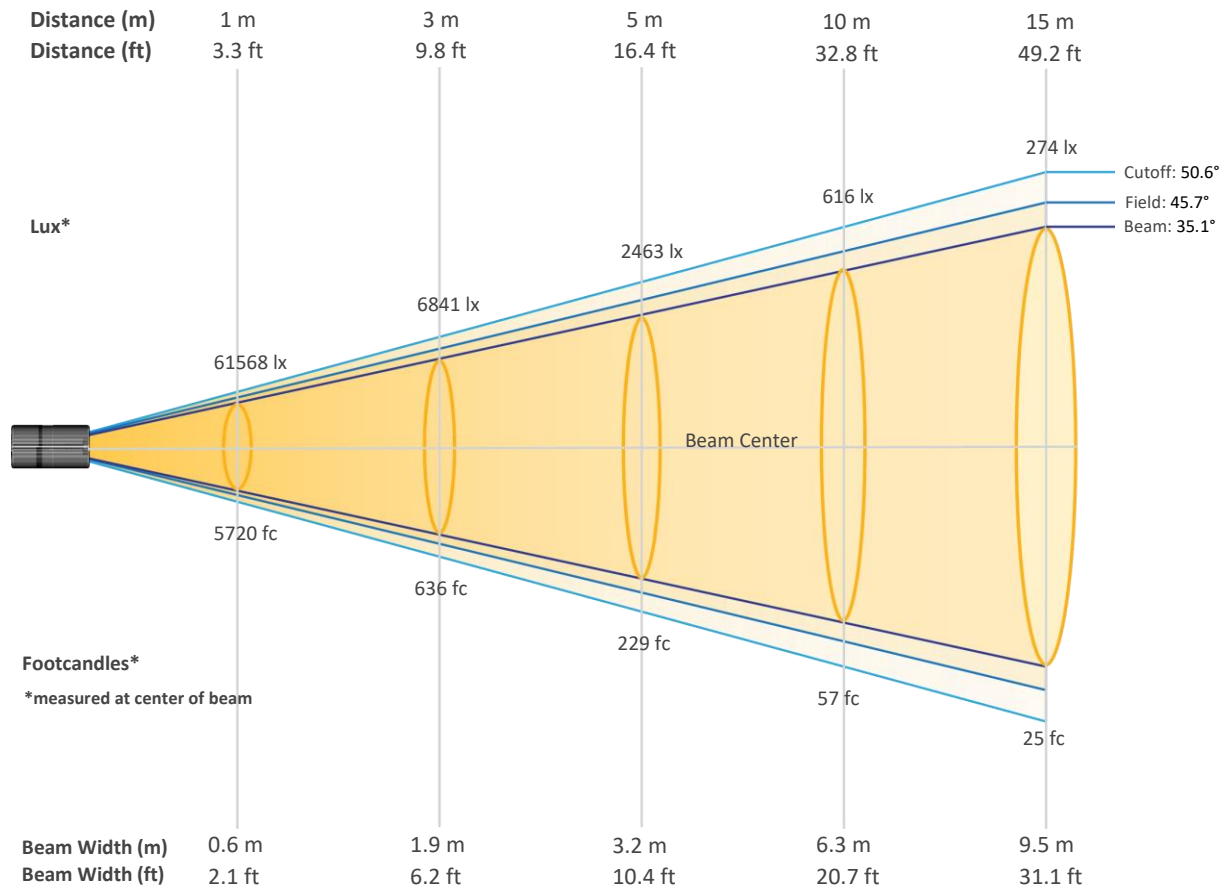
Color Temperature

0 K

# Photometric & Chromaticity Report

Maverick Storm 3 Beam Wash: Full Flood with Both Zoom Zone - Full Power - ECO

## Beam Details

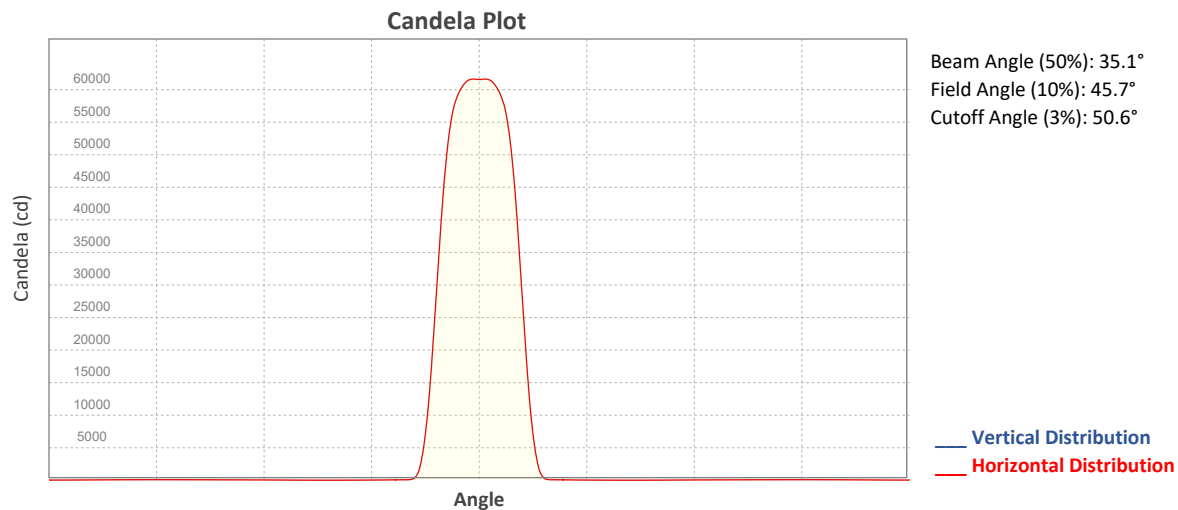


### Beam Intensities from 1-20m (3.3-65.6ft)

Distance	1m	2m	3m	4m	5m	6m	7m	8m	9m	10m
Lux	61568	15392	6841	3848	2463	1710	1256	962	760	616
Distance	11m	12m	13m	14m	15m	16m	17m	18m	19m	20m
Lux	509	428	364	314	274	240	213	190	171	154
Distance	3.3ft	6.6ft	9.8ft	13.1ft	16.4ft	19.7ft	23ft	26.2ft	29.5ft	32.8ft
FC	5720	1430	636	357	229	159	117	89	71	57
Distance	36.1ft	39.4ft	42.7ft	45.9ft	49.2ft	52.5ft	55.8ft	59.1ft	62.3ft	65.6ft
FC	47	40	34	29	25	22	20	18	16	14

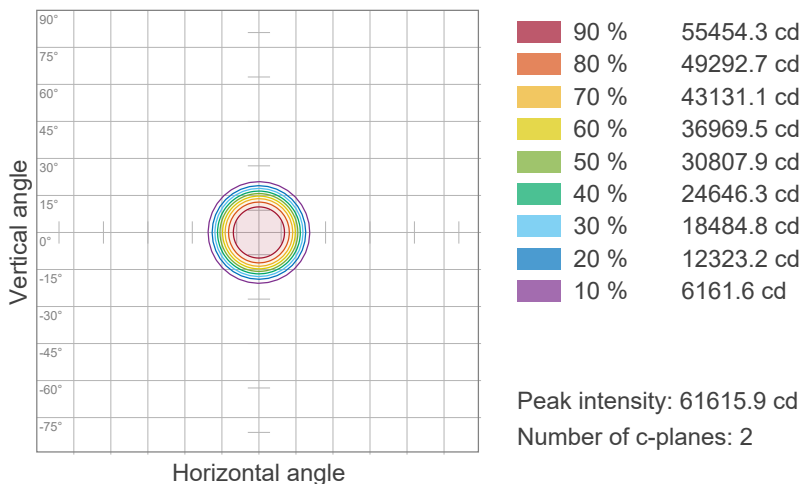
# Photometric & Chromaticity Report

Maverick Storm 3 Beam Wash: Full Flood with Both Zoom Zone - Full Power - ECO

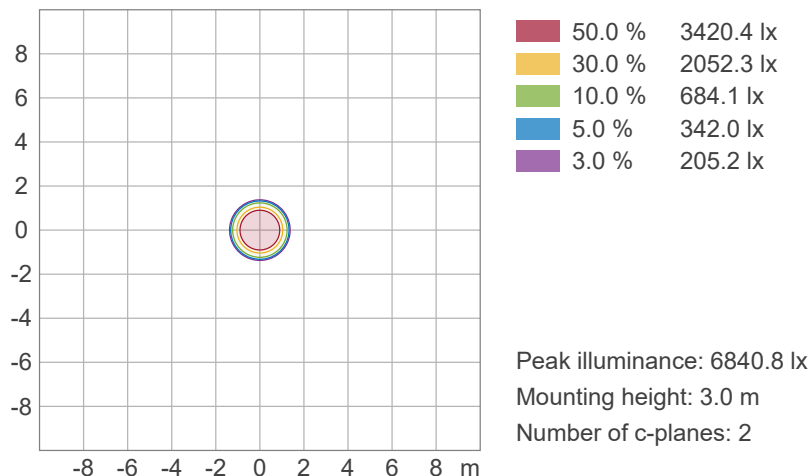


## ISO Diagrams

### ISO Candela Diagram



### ISO Lux Diagram





# Photometric & Chromaticity Report

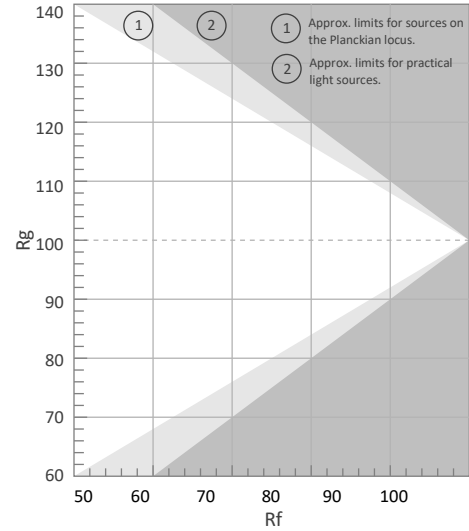
Maverick Storm 3 Beam Wash: Full Flood with Both Zoom Zone - Full Power - ECO

## TM-30 Details


**Rf 0.0**  
Fidelity Index  
(Rg)

**Rg 0.0**  
Gammut Index (Rg)


Hue Bin	R <sub>f</sub>	Graphic shifts (%)	
		Chroma	Hue
1	0	0%	0%
2	0	0%	0%
3	0	0%	0%
4	0	0%	0%
5	0	0%	0%
6	0	0%	0%
7	0	0%	0%
8	0	0%	0%
9	0	0%	0%
10	0	0%	0%
11	0	0%	0%
12	0	0%	0%
13	0	0%	0%
14	0	0%	0%
15	0	0%	0%
16	0	0%	0%



Color Vector Graphic




Color Distortion Graphic



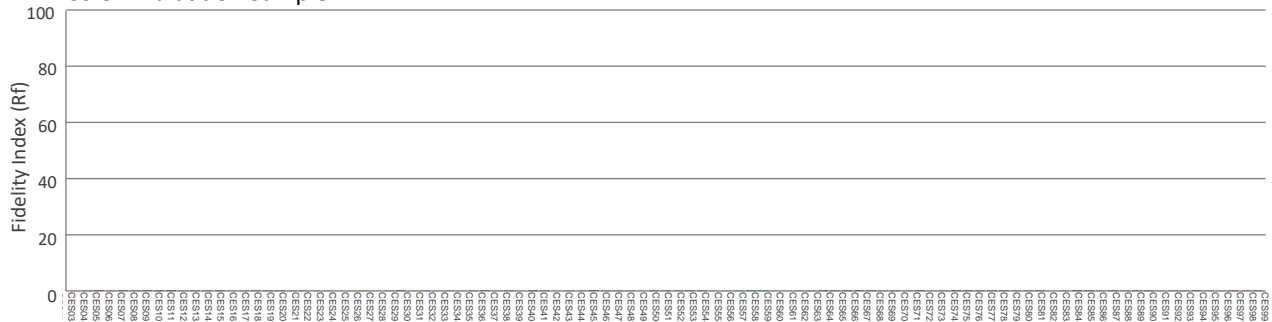
Rf by Hue



Local Chroma Shift by Hue



Color Evaluation Sample



# Photometric & Chromaticity Report

Maverick Storm 3 Beam Wash: Full Flood with Both Zoom Zone - Full Power - ECO - Calibration On

## Report Summary

### Measurements

Fixture Output: 17072 lm  
Fixture Peak: 53844 cd  
Fixture Efficacy: n/a lm/W  
Intensity @ 5m: 2148 lux  
Color Temperature: 8526 K  
CRI: 76.3      CRI R9 Value: -31.8  
CQS: 85.9  
TLCI: 65  
TM-30 Rf: 81.6  
TM-30 Rg: 114.1  
Beam Angle (50%): 35.2°  
Field Angle (10%): 46.1°  
Cutoff Angle (3%): 51.3°

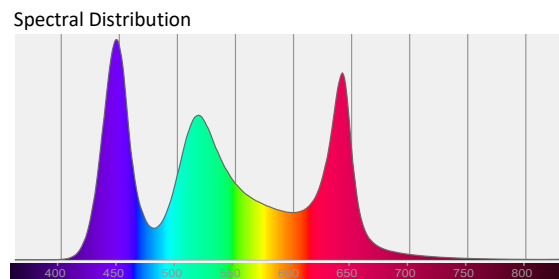
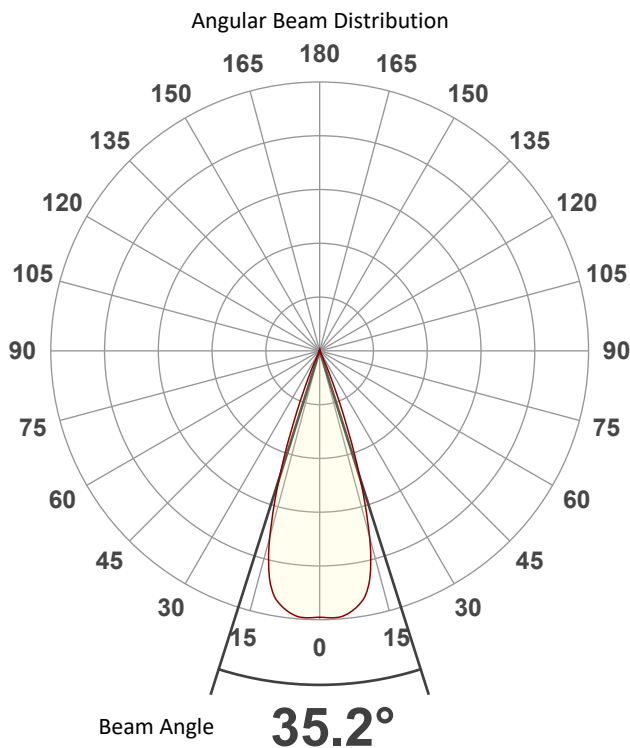


### Conditions

AC Supply: 117 V, 60 Hz  
Power: n/a W  
Current: 0.000 A  
Power Factor: n/a

This data sheet conforms to American National Standard E1.9 – 2007 (R2017). All data was measured and calculated by a Viso Systems LabSpion Goniometer at the Chauvet PD Optics Laboratory in Sunrise, FL on 4/14/2023 to LM-63-2002 Standards.


## Overall Measurement



Tested Color (CIE 1931):

X: 0.290

Y: 0.303



Light Quality

CRI: 76.3

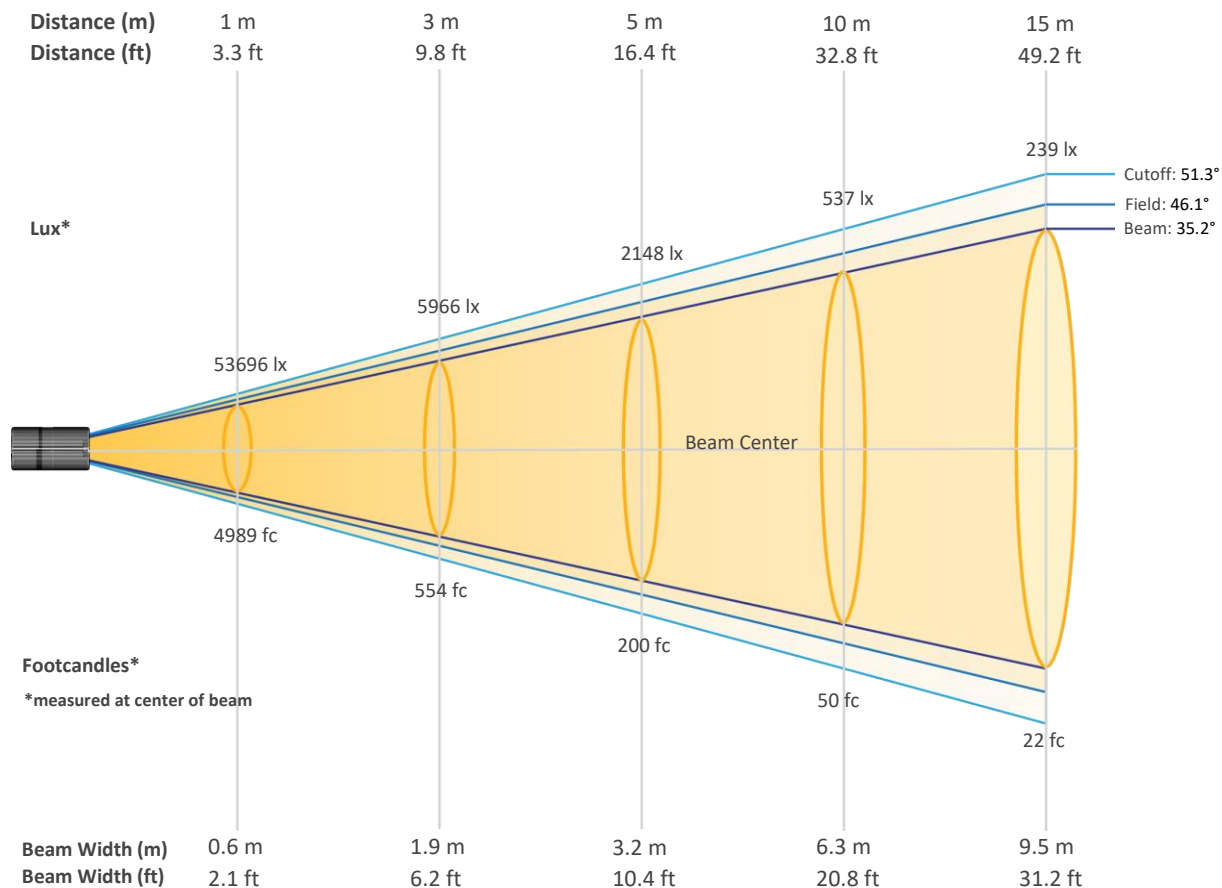
Color Temperature

8526 K

# Photometric & Chromaticity Report

Maverick Storm 3 Beam Wash: Full Flood with Both Zoom Zone - Full Power - ECO - Calibration On

## Beam Details

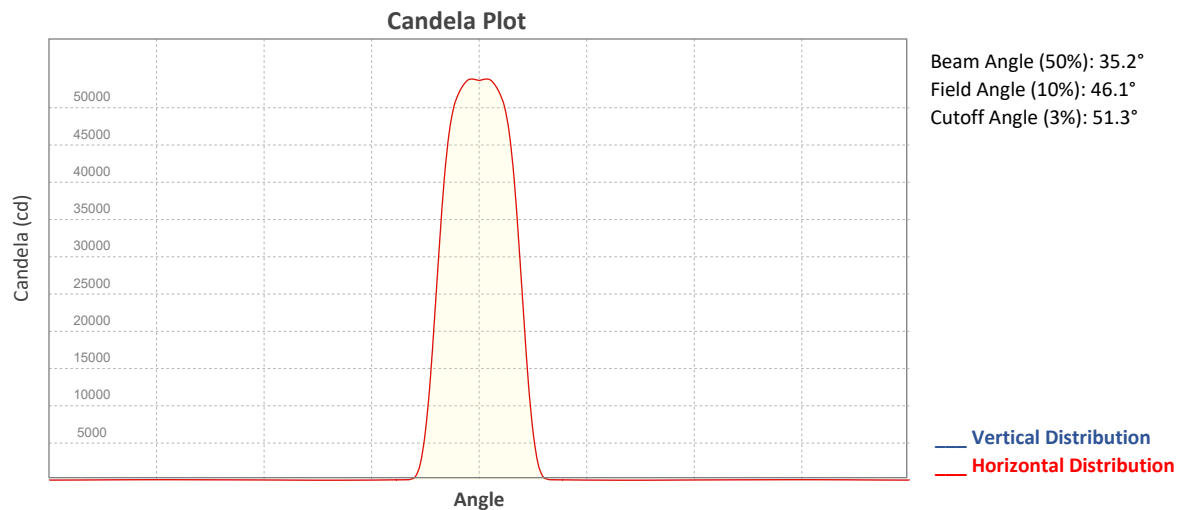


### Beam Intensities from 1-20m (3.3-65.6ft)

Distance	1m	2m	3m	4m	5m	6m	7m	8m	9m	10m
Lux	53696	13424	5966	3356	2148	1492	1096	839	663	537
Distance	11m	12m	13m	14m	15m	16m	17m	18m	19m	20m
Lux	444	373	318	274	239	210	186	166	149	134
Distance	3.3ft	6.6ft	9.8ft	13.1ft	16.4ft	19.7ft	23ft	26.2ft	29.5ft	32.8ft
FC	4989	1247	554	312	200	139	102	78	62	50
Distance	36.1ft	39.4ft	42.7ft	45.9ft	49.2ft	52.5ft	55.8ft	59.1ft	62.3ft	65.6ft
FC	41	35	30	25	22	19	17	15	14	12

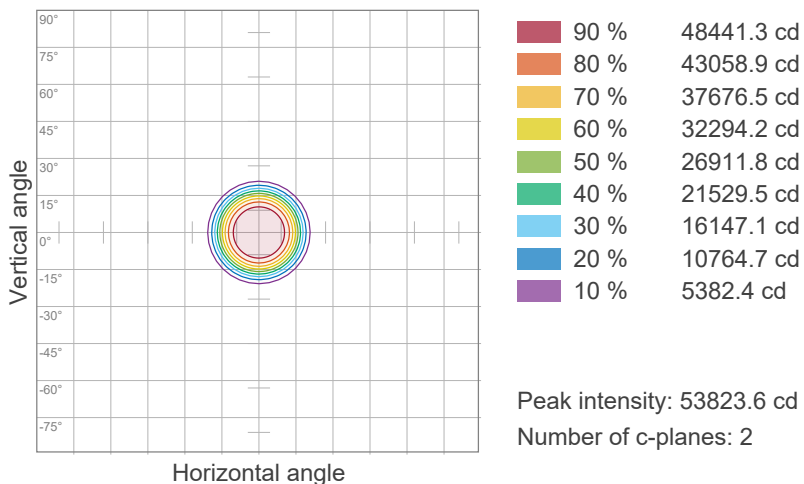
# Photometric & Chromaticity Report

Maverick Storm 3 Beam Wash: Full Flood with Both Zoom Zone - Full Power - ECO - Calibration On

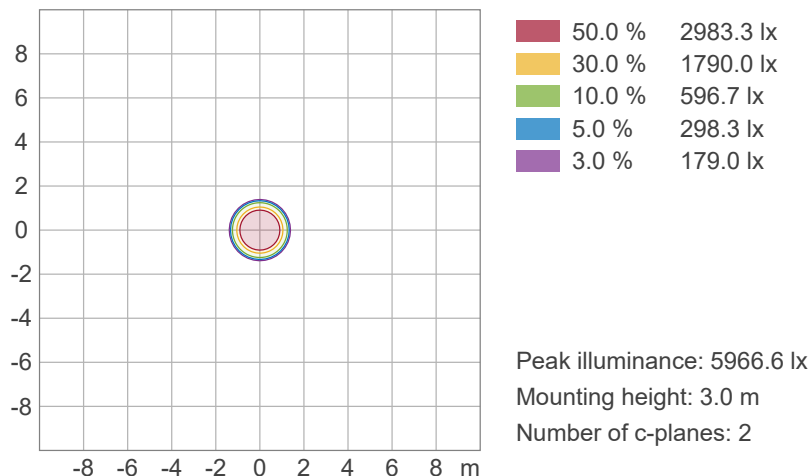


## ISO Diagrams

### ISO Candela Diagram



### ISO Lux Diagram

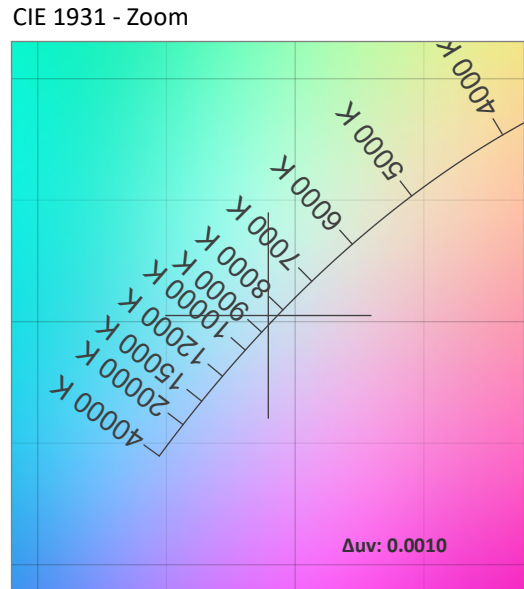
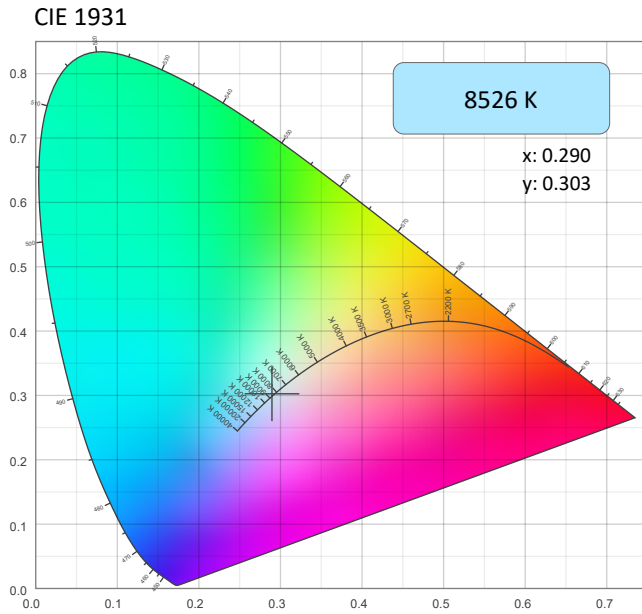




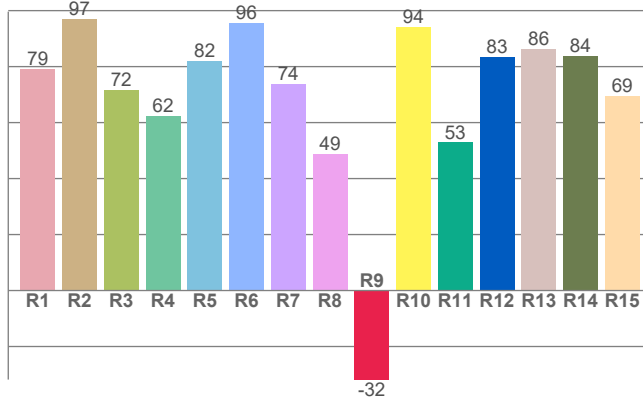
# Photometric & Chromaticity Report

Maverick Storm 3 Beam Wash: Full Flood with Both Zoom Zone - Full Power - ECO - Calibration On

## Chromaticity



CRI: 76.3 (R1-R8)

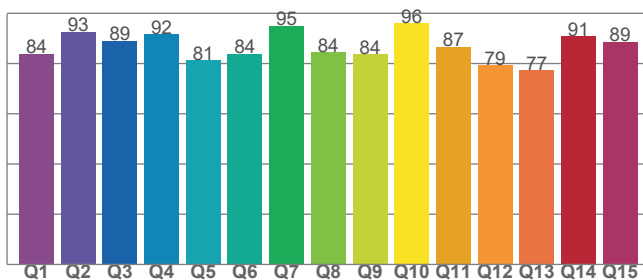


Color Parameters

Color Temperature	Color Coordinate CIE 1931	Color Coordinate CIE 1931
CCT	x	y
8526 K	0.290	0.303

Color Deviation from Black Body Curve	Color Coordinate CIE 1964	Color Coordinate CIE 1964
Δuv	y	u
0.0010	0.303	0.191

CQS: 85.9



Color Rendering Index	Red Component	Color Quality Scale
CRI	CRI - R9	CQS
76.3	-31.8	85.9

Television Lighting Consistency Index	Color Fidelity	Color Gamut
TLCI	TM30 - Rf	TM30 Rg
65	81.6	114.1

# Photometric & Chromaticity Report

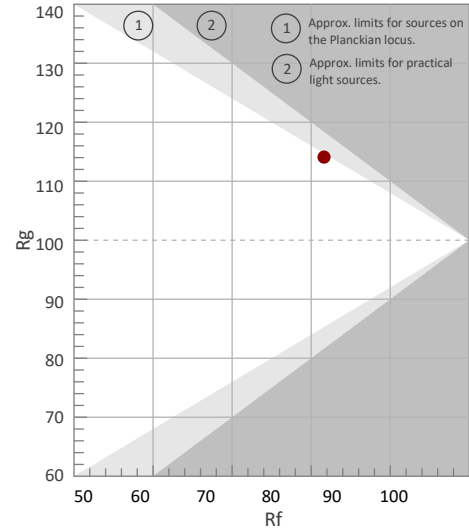
Maverick Storm 3 Beam Wash: Full Flood with Both Zoom Zone - Full Power - ECO - Calibration On

## TM-30 Details

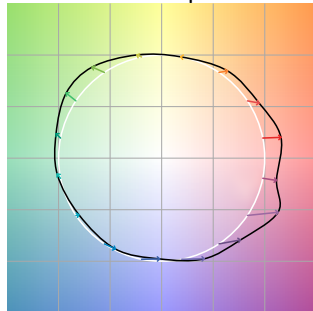
**Rf 81.6**  
Fidelity Index (Rg)

**Rg 114.1**  
Gammut Index (Rg)

Hue Bin	R <sub>f</sub>	Graphic shifts (%)	
		Chroma	Hue
1	68	17%	-3%
2	79	8%	-8%
3	85	6%	-6%
4	94	0%	1%
5	88	3%	4%
6	81	11%	7%
7	81	12%	-1%
8	81	5%	-3%
9	92	2%	-5%
10	93	-3%	1%
11	77	-2%	12%
12	77	-4%	17%
13	74	4%	21%
14	70	8%	19%
15	68	23%	19%
16	74	13%	1%



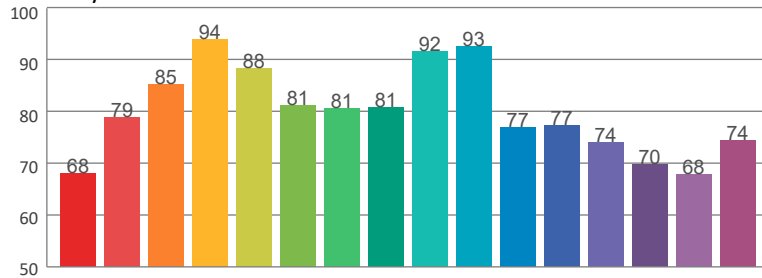
Color Vector Graphic



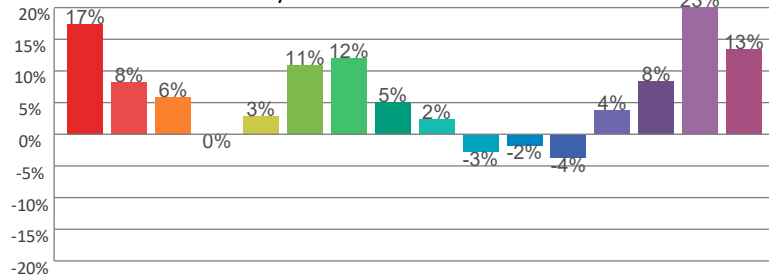
Color Distortion Graphic



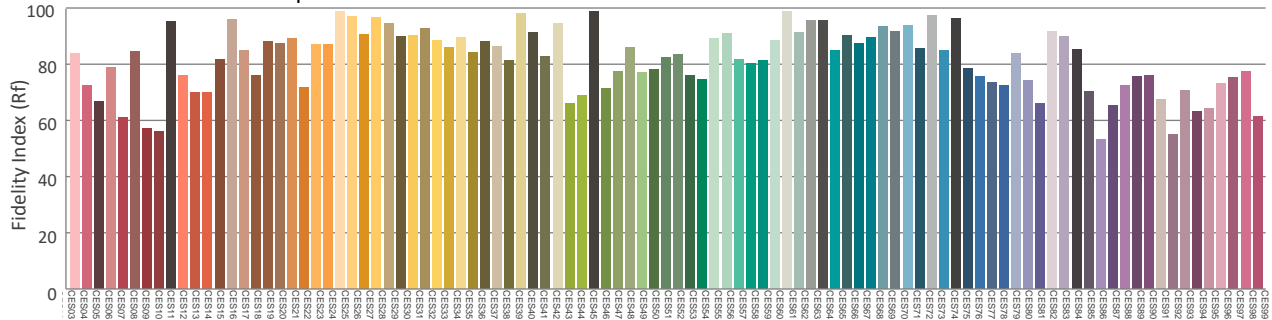
Rf by Hue



Local Chroma Shift by Hue



Color Evaluation Sample



# Photometric & Chromaticity Report

Maverick Storm 3 Beam Wash: Full Spot - Plate - Full Power

## Report Summary

### Measurements

Fixture Output: 4106 lm  
Fixture Peak: 900945 cd  
Fixture Efficacy: n/a lm/W  
Intensity @ 5m: 36038 lux  
Color Temperature: 0 K  
CRI: 0.0      CRI R9 Value: 0.0  
CQS: 0.0  
TLCI: n/a  
TM-30 Rf: 0.0  
TM-30 Rg: 0.0  
Beam Angle (50%): 3.6°  
Field Angle (10%): 5.7°  
Cutoff Angle (3%): 6.6°

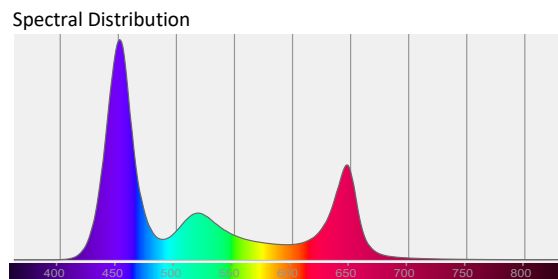
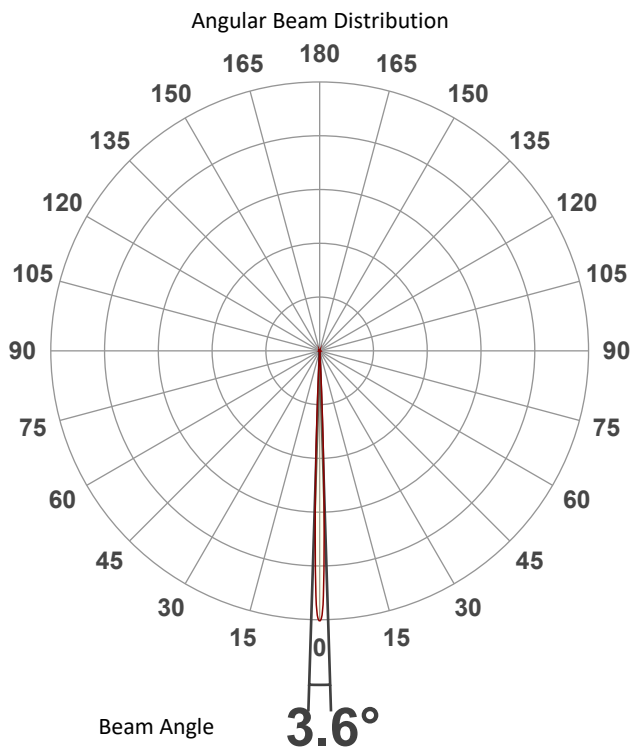


### Conditions


AC Supply: 120 V, 60 Hz  
Power: n/a W  
Current: 0.000 A  
Power Factor: n/a

This data sheet conforms to American National Standard E1.9 – 2007 (R2017). All data was measured and calculated by a Viso Systems LabSpion Goniometer at the Chauvet PD Optics Laboratory in Sunrise, FL on 4/14/2023 to LM-63-2002 Standards.

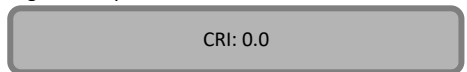
## Overall Measurement



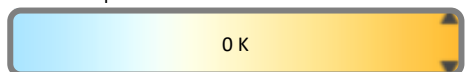
Tested Color (CIE 1931):  
X: 0.235  
Y: 0.173



Light Quality  
CRI: 0.0



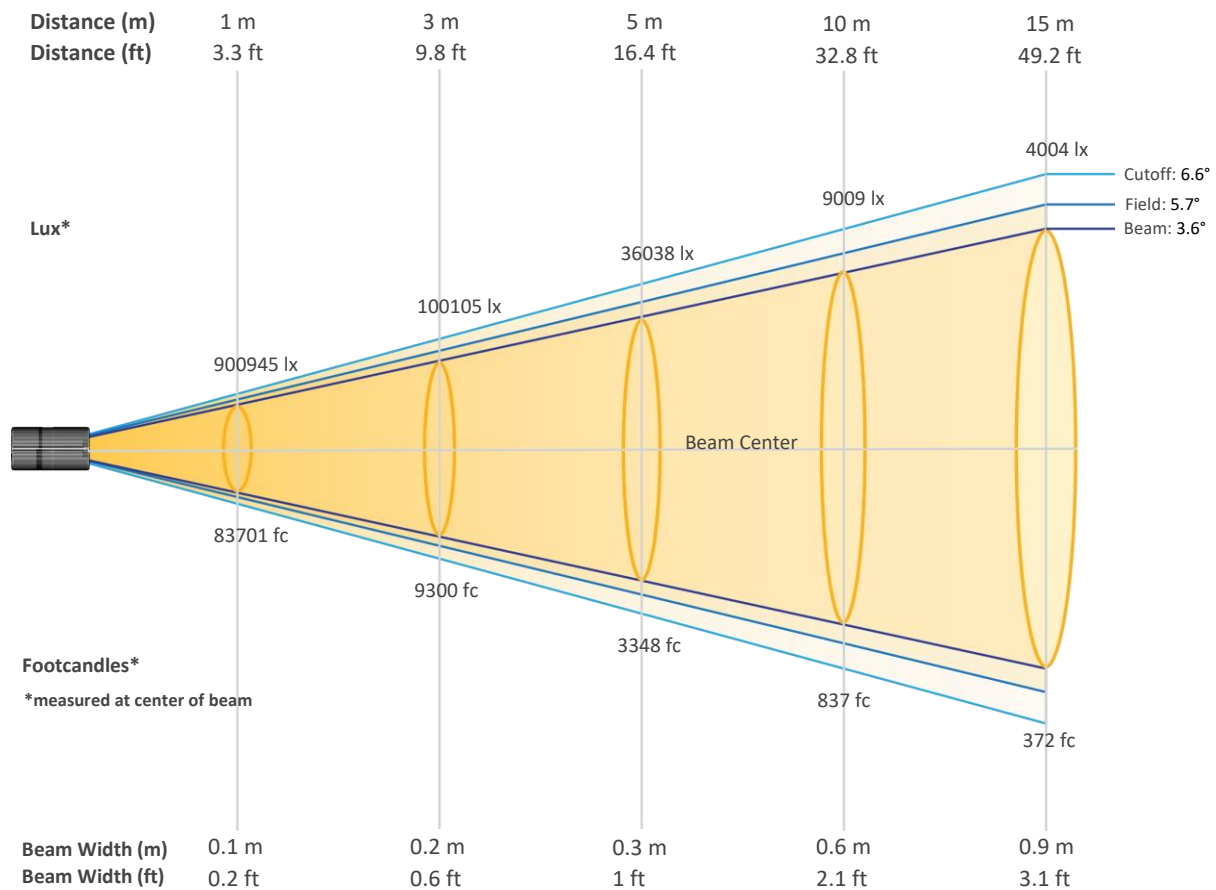
Color Temperature  
0 K



# Photometric & Chromaticity Report

Maverick Storm 3 Beam Wash: Full Spot - Plate - Full Power

## Beam Details



### Beam Intensities from 1-20m (3.3-65.6ft)

Distance	1m	2m	3m	4m	5m	6m	7m	8m	9m	10m
Lux	900945	225236	100105	56309	36038	25026	18387	14077	11123	9009
Distance	11m	12m	13m	14m	15m	16m	17m	18m	19m	20m
Lux	7446	6257	5331	4597	4004	3519	3117	2781	2496	2252
Distance	3.3ft	6.6ft	9.8ft	13.1ft	16.4ft	19.7ft	23ft	26.2ft	29.5ft	32.8ft
FC	83701	20925	9300	5231	3348	2325	1708	1308	1033	837
Distance	36.1ft	39.4ft	42.7ft	45.9ft	49.2ft	52.5ft	55.8ft	59.1ft	62.3ft	65.6ft
FC	692	581	495	427	372	327	290	258	232	209

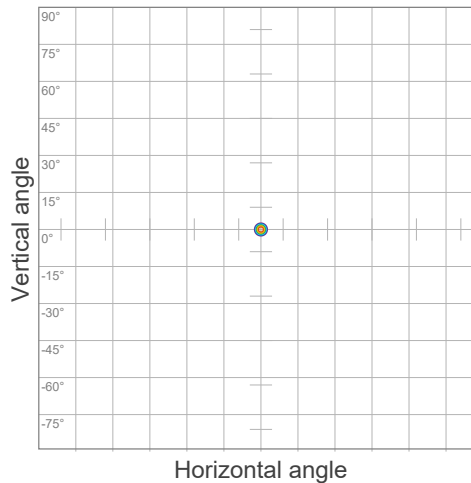
# Photometric & Chromaticity Report

Maverick Storm 3 Beam Wash: Full Spot - Plate - Full Power



## ISO Diagrams

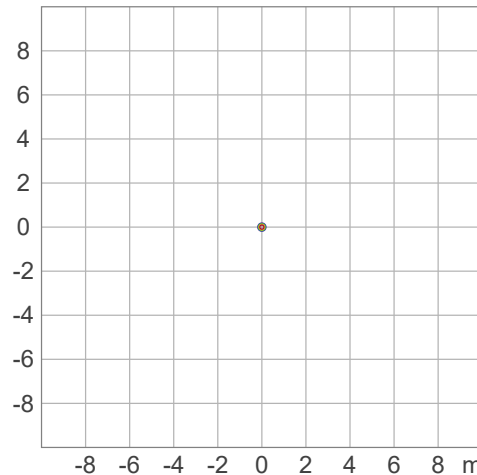
### ISO Candela Diagram



90 %	810850.3 cd
80 %	720755.8 cd
70 %	630661.3 cd
60 %	540566.9 cd
50 %	450472.4 cd
40 %	360377.9 cd
30 %	270283.4 cd
20 %	180189.0 cd
10 %	90094.5 cd

Peak intensity: 900944.8 cd  
 Number of c-planes: 2

### ISO Lux Diagram



50.0 %	50052.5 lx
30.0 %	30031.5 lx
10.0 %	10010.5 lx
5.0 %	5005.2 lx
3.0 %	3003.1 lx

Peak illuminance: 100105.0 lx  
 Mounting height: 3.0 m  
 Number of c-planes: 2



# Photometric & Chromaticity Report

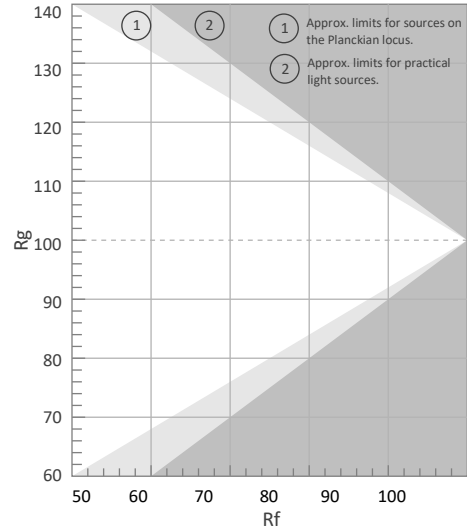
Maverick Storm 3 Beam Wash: Full Spot - Plate - Full Power

## TM-30 Details

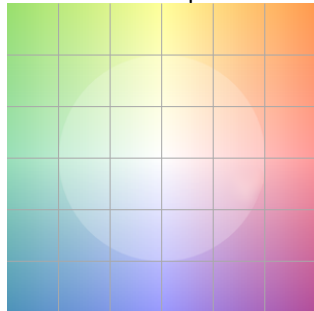
**Rf 0.0**  
Fidelity Index (Rg)

**Rg 0.0**  
Gammut Index (Rg)


Hue Bin	R <sub>f</sub>	Graphic shifts (%)	
		Chroma	Hue
1	0	0%	0%
2	0	0%	0%
3	0	0%	0%
4	0	0%	0%
5	0	0%	0%
6	0	0%	0%
7	0	0%	0%
8	0	0%	0%
9	0	0%	0%
10	0	0%	0%
11	0	0%	0%
12	0	0%	0%
13	0	0%	0%
14	0	0%	0%
15	0	0%	0%
16	0	0%	0%



Color Vector Graphic




Color Distortion Graphic



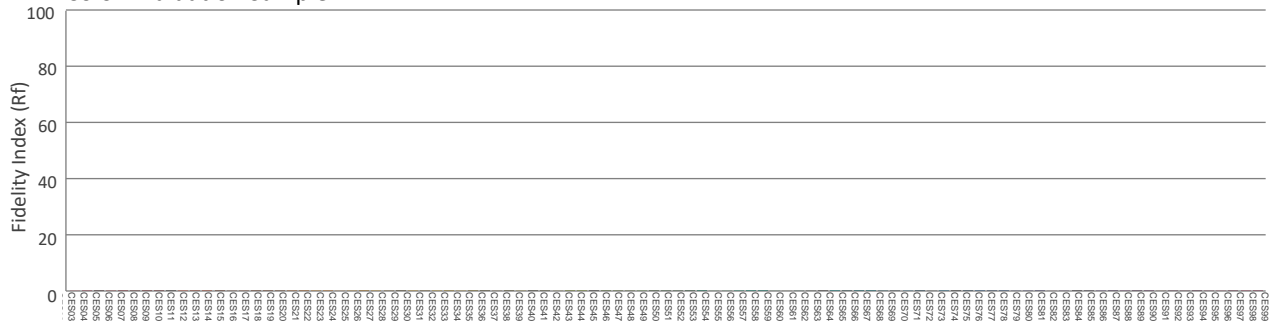
R<sub>f</sub> by Hue



Local Chroma Shift by Hue



Color Evaluation Sample



# Photometric & Chromaticity Report

Maverick Storm 3 Beam Wash: Full Spot - Plate - Full Power - Calibration On

## Report Summary

### Measurements

Fixture Output: 3253 lm  
Fixture Peak: 794117 cd  
Fixture Efficacy: n/a lm/W  
Intensity @ 5m: 31765 lux  
Color Temperature: 8736 K  
CRI: 75.1    CRI R9 Value: -44.2  
CQS: 85.3  
TLCI: 63  
TM-30 Rf: 80.8  
TM-30 Rg: 114.8  
Beam Angle (50%): 3.6°  
Field Angle (10%): 5.6°  
Cutoff Angle (3%): 6.3°

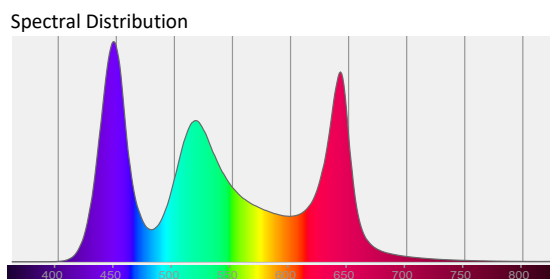
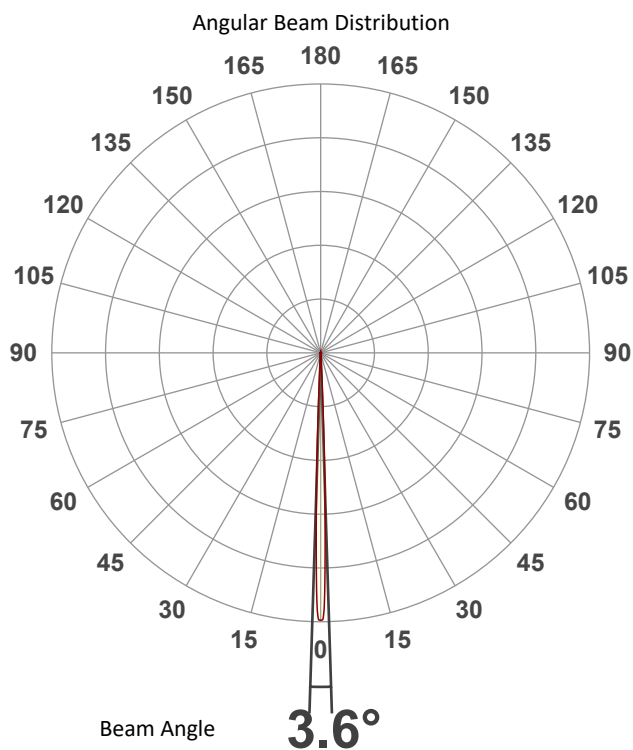


### Conditions

AC Supply: 120 V, 60 Hz  
Power: n/a W  
Current: 0.000 A  
Power Factor: n/a

This data sheet conforms to American National Standard E1.9 – 2007 (R2017). All data was measured and calculated by a Viso Systems LabSpion Goniometer at the Chauvet PD Optics Laboratory in Sunrise, FL on 4/14/2023 to LM-63-2002 Standards.


## Overall Measurement



Tested Color (CIE 1931):

X: 0.289

Y: 0.299



Light Quality

CRI: 75.1

Color Temperature

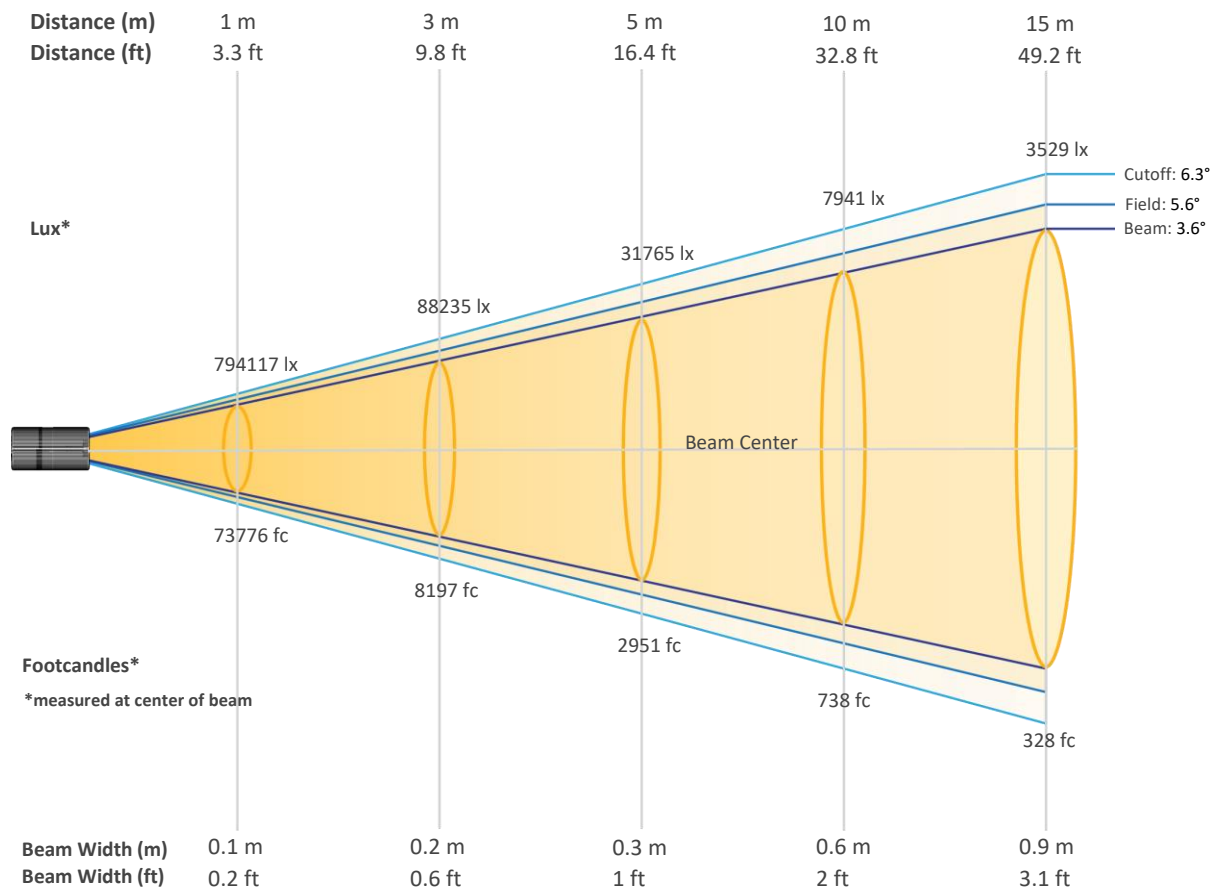
8736 K



# Photometric & Chromaticity Report

Maverick Storm 3 Beam Wash: Full Spot - Plate - Full Power - Calibration On

## Beam Details



### Beam Intensities from 1-20m (3.3-65.6ft)

Distance	1m	2m	3m	4m	5m	6m	7m	8m	9m	10m
Lux	794117	198529	88235	49632	31765	22059	16206	12408	9804	7941
Distance	11m	12m	13m	14m	15m	16m	17m	18m	19m	20m
Lux	6563	5515	4699	4052	3529	3102	2748	2451	2200	1985
Distance	3.3ft	6.6ft	9.8ft	13.1ft	16.4ft	19.7ft	23ft	26.2ft	29.5ft	32.8ft
FC	73776	18444	8197	4611	2951	2049	1506	1153	911	738
Distance	36.1ft	39.4ft	42.7ft	45.9ft	49.2ft	52.5ft	55.8ft	59.1ft	62.3ft	65.6ft
FC	610	512	437	376	328	288	255	228	204	184

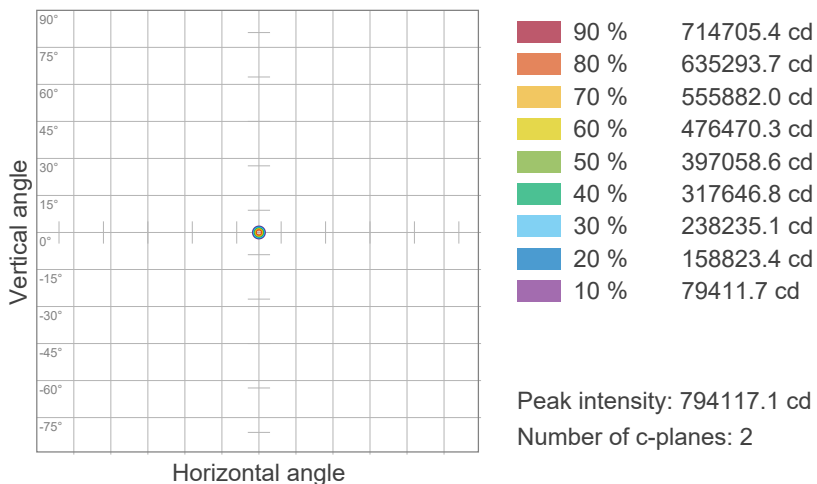
# Photometric & Chromaticity Report

Maverick Storm 3 Beam Wash: Full Spot - Plate - Full Power - Calibration On

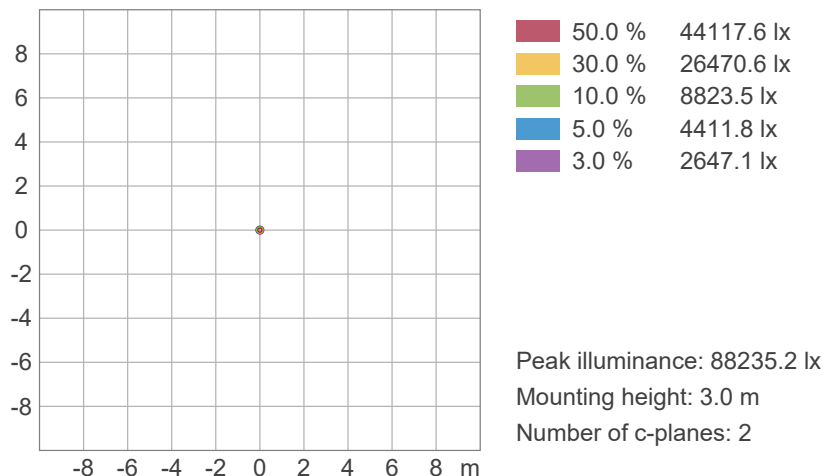


## ISO Diagrams

### ISO Candela Diagram



### ISO Lux Diagram

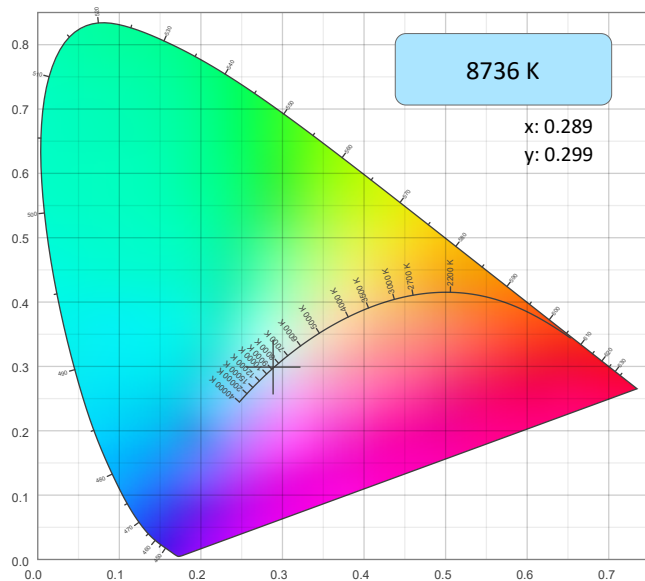


# Photometric & Chromaticity Report

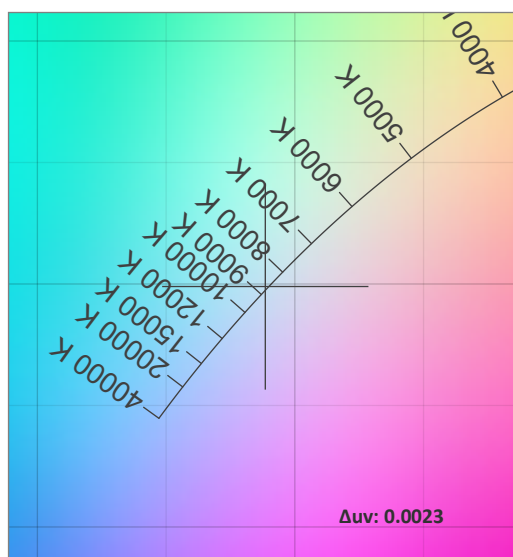
Maverick Storm 3 Beam Wash: Full Spot - Plate - Full Power - Calibration On

## Chromaticity

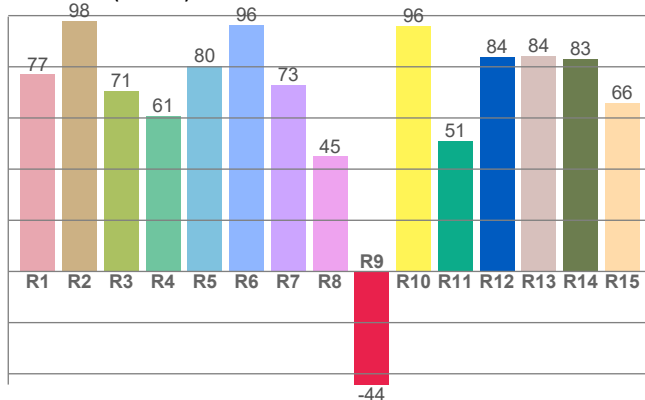
CIE 1931



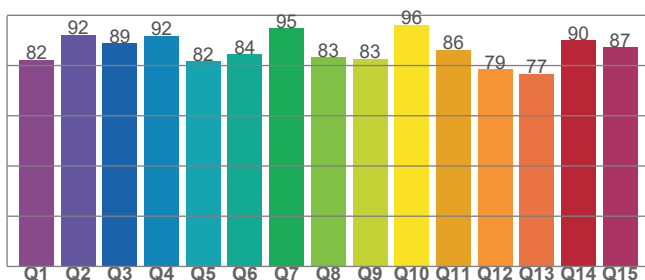
CIE 1931 - Zoom



CRI: 75.1 (R1-R8)



CQS: 85.3



Color Parameters

Color Temperature	Color Coordinate CIE 1931	Color Coordinate CIE 1931
CCT	x	y
8736 K	0.289	0.299

Color Deviation from Black Body Curve	Color Coordinate CIE 1964	Color Coordinate CIE 1964
$\Delta uv$	y	u
0.0023	0.299	0.192

Color Rendering Index	Red Component	Color Quality Scale
CRI	CRI - R9	CQS
75.1	-44.2	85.3

Television Lighting Consistency Index	Color Fidelity	Color Gamut
TLCI	TM30 - Rf	TM30 Rg
63	80.8	114.8

# Photometric & Chromaticity Report

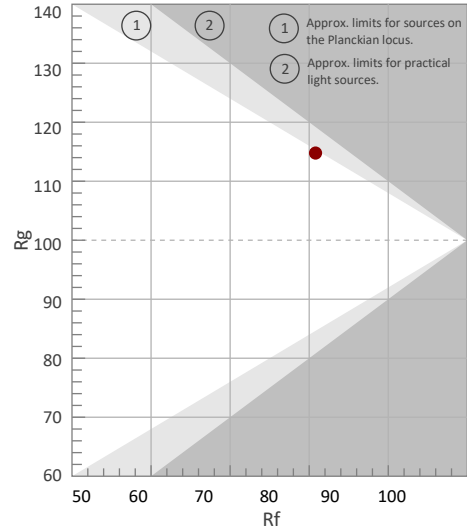
Maverick Storm 3 Beam Wash: Full Spot - Plate - Full Power - Calibration On

## TM-30 Details

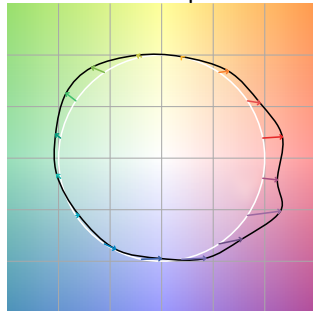
**Rf 80.8**  
Fidelity Index (Rg)

**Rg 114.8**  
Gammut Index (Rg)

Hue Bin	R <sub>f</sub>	Graphic shifts (%)	
		Chroma	Hue
1	66	19%	-2%
2	77	9%	-8%
3	82	6%	-7%
4	94	0%	0%
5	88	3%	4%
6	81	11%	7%
7	81	12%	-1%
8	80	5%	-3%
9	91	3%	-4%
10	93	-3%	1%
11	77	-2%	12%
12	76	-4%	18%
13	72	4%	23%
14	68	8%	21%
15	65	24%	21%
16	73	14%	1%



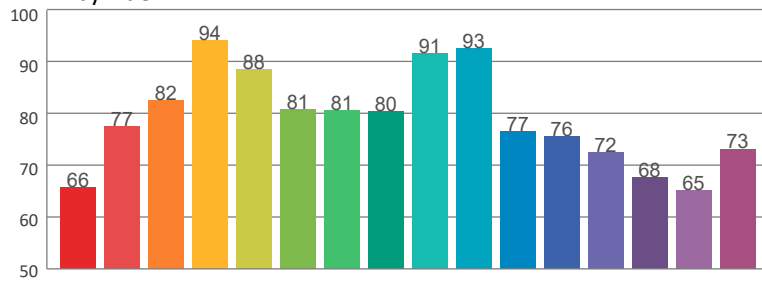
Color Vector Graphic



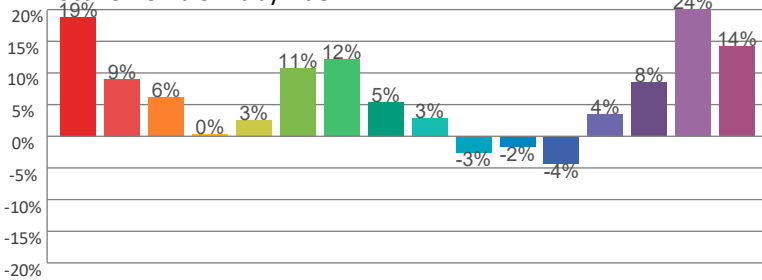
Color Distortion Graphic



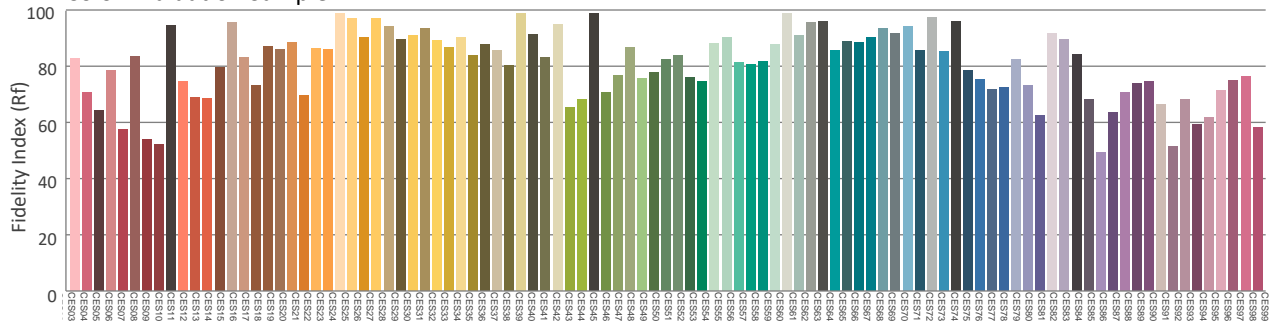
Rf by Hue



Local Chroma Shift by Hue



Color Evaluation Sample



# Photometric & Chromaticity Report

Maverick Storm 3 Beam Wash: Full Spot-Plate - Full Power

## Report Summary

### Measurements

Fixture Output: 4628 lm  
Fixture Peak: 861666 cd  
Fixture Efficacy: n/a lm/W  
Intensity @ 5m: 34467 lux  
Color Temperature: 0 K  
CRI: 0.0      CRI R9 Value: 0.0  
CQS: 0.0  
TLCI: n/a  
TM-30 Rf: 0.0  
TM-30 Rg: 0.0  
Beam Angle (50%): 3.7°  
Field Angle (10%): 6°  
Cutoff Angle (3%): 7.3°

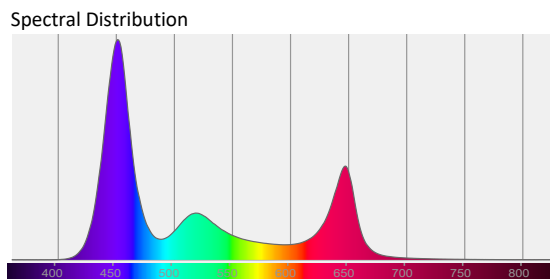
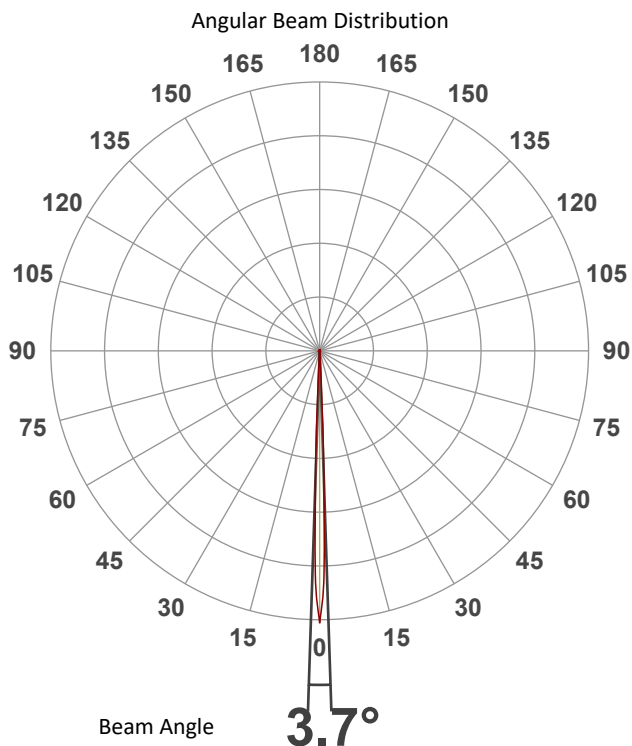


### Conditions

AC Supply: 120 V, 60 Hz  
Power: n/a W  
Current: 0.000 A  
Power Factor: n/a

This data sheet conforms to American National Standard E1.9 – 2007 (R2017). All data was measured and calculated by a Viso Systems LabSpion Goniometer at the Chauvet PD Optics Laboratory in Sunrise, FL on 4/14/2023 to LM-63-2002 Standards.

## Overall Measurement



Tested Color (CIE 1931):

X: 0.234

Y: 0.173



Light Quality

CRI: 0.0

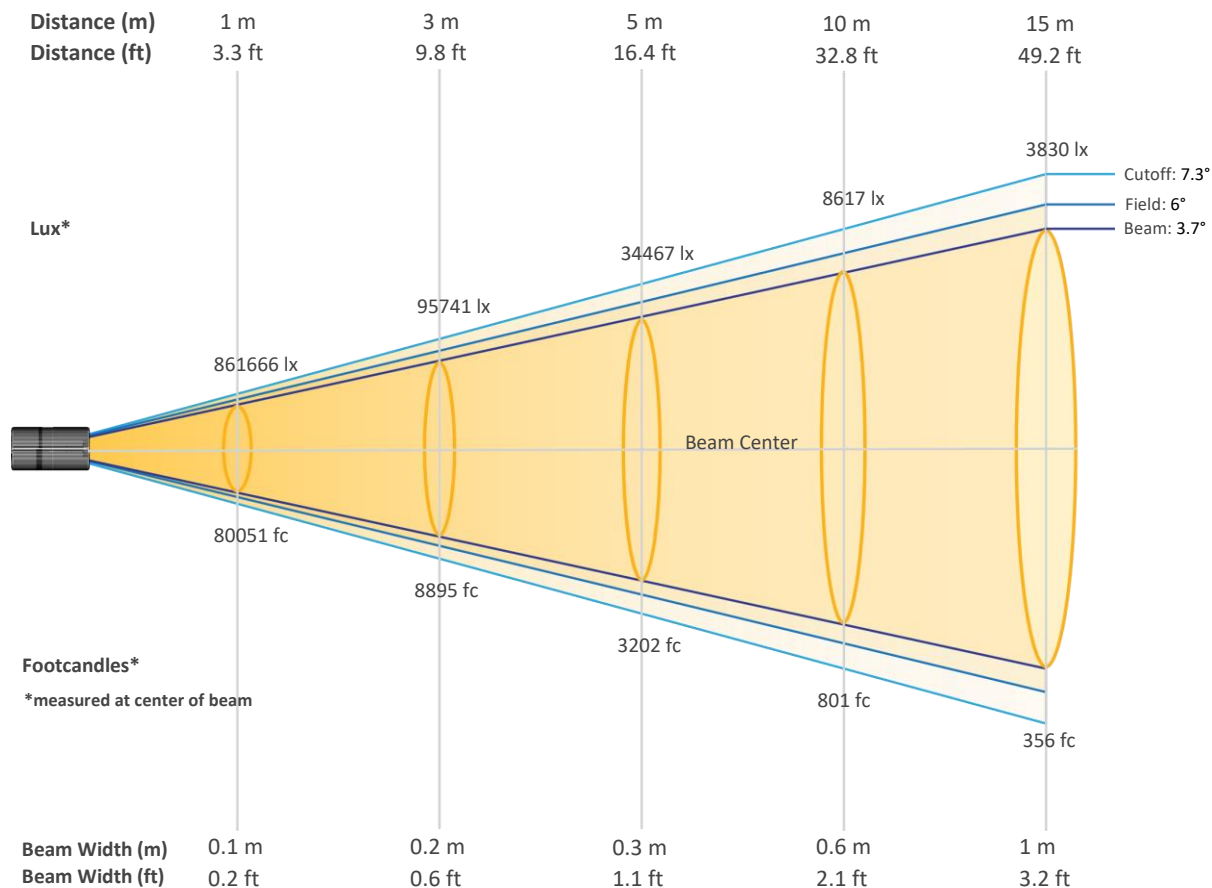
Color Temperature

0 K

# Photometric & Chromaticity Report

Maverick Storm 3 Beam Wash: Full Spot-Plate - Full Power

## Beam Details

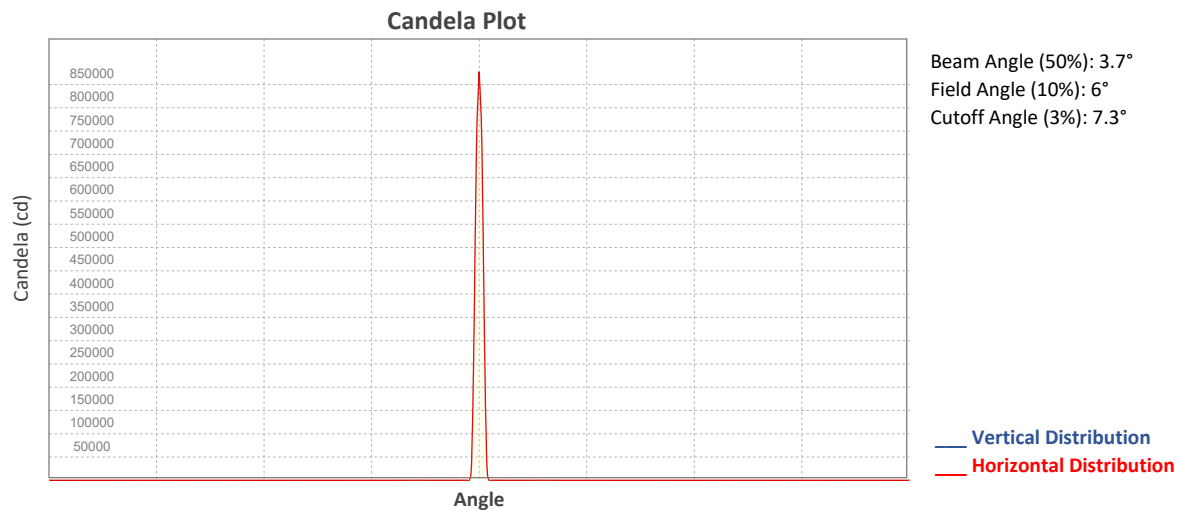


### Beam Intensities from 1-20m (3.3-65.6ft)

Distance	1m	2m	3m	4m	5m	6m	7m	8m	9m	10m
Lux	861666	215417	95741	53854	34467	23935	17585	13464	10638	8617
Distance	11m	12m	13m	14m	15m	16m	17m	18m	19m	20m
Lux	7121	5984	5099	4396	3830	3366	2982	2659	2387	2154
Distance	3.3ft	6.6ft	9.8ft	13.1ft	16.4ft	19.7ft	23ft	26.2ft	29.5ft	32.8ft
FC	80051	20013	8895	5003	3202	2224	1634	1251	988	801
Distance	36.1ft	39.4ft	42.7ft	45.9ft	49.2ft	52.5ft	55.8ft	59.1ft	62.3ft	65.6ft
FC	662	556	474	408	356	313	277	247	222	200

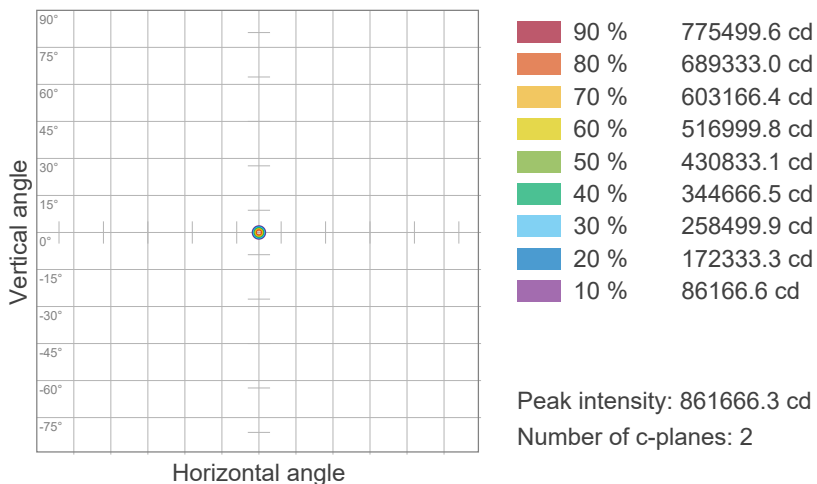
# Photometric & Chromaticity Report

Maverick Storm 3 Beam Wash: Full Spot-Plate - Full Power

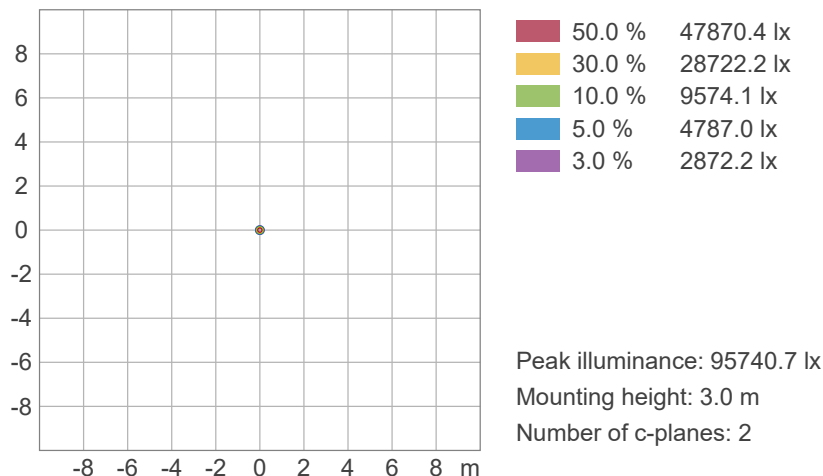


## ISO Diagrams

### ISO Candela Diagram



### ISO Lux Diagram







# Photometric & Chromaticity Report

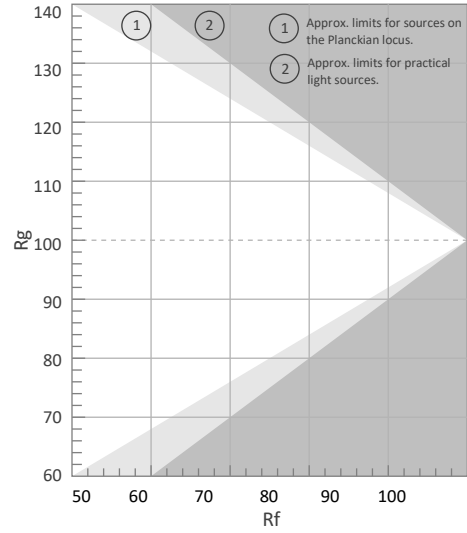
Maverick Storm 3 Beam Wash: Full Spot-Plate - Full Power

## TM-30 Details


**Rf 0.0**  
Fidelity Index (Rg)

**Rg 0.0**  
Gammut Index (Rg)

Hue Bin	R <sub>f</sub>	Graphic shifts (%)	
		Chroma	Hue
1	0	0%	0%
2	0	0%	0%
3	0	0%	0%
4	0	0%	0%
5	0	0%	0%
6	0	0%	0%
7	0	0%	0%
8	0	0%	0%
9	0	0%	0%
10	0	0%	0%
11	0	0%	0%
12	0	0%	0%
13	0	0%	0%
14	0	0%	0%
15	0	0%	0%
16	0	0%	0%




Color Vector Graphic



Color Distortion Graphic



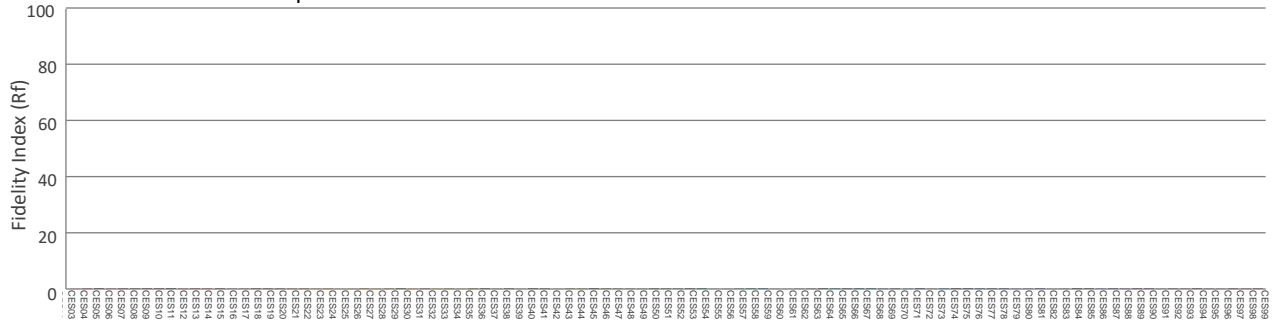
Rf by Hue



Local Chroma Shift by Hue



Color Evaluation Sample



# Photometric & Chromaticity Report

Maverick Storm 3 Beam Wash: Full Spot - Plate - Full Power - Auto - Calibration On

## Report Summary

### Measurements

Fixture Output: 3388 lm  
Fixture Peak: 791578 cd  
Fixture Efficacy: n/a lm/W  
Intensity @ 5m: 31663 lux  
Color Temperature: 8739 K  
CRI: 75.2    CRI R9 Value: -43.5  
CQS: 85.4  
TLCI: 63  
TM-30 Rf: 80.9  
TM-30 Rg: 114.7  
Beam Angle (50%): 3.6°  
Field Angle (10%): 5.6°  
Cutoff Angle (3%): 6.4°

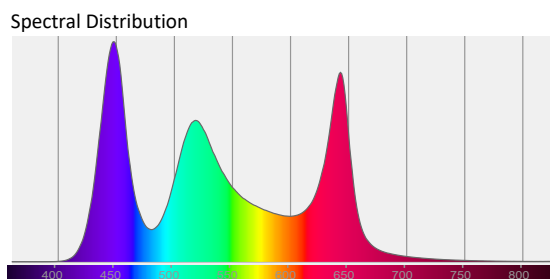
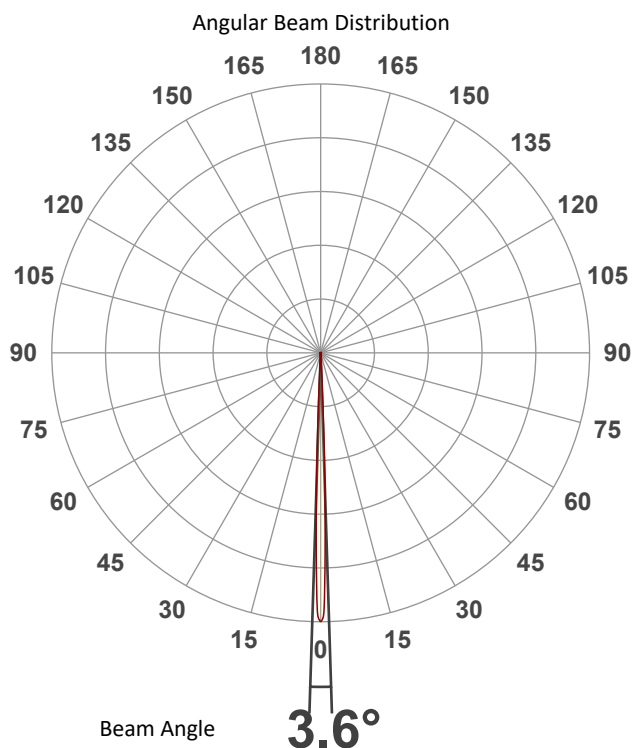


### Conditions

AC Supply: 120 V, 60 Hz  
Power: n/a W  
Current: 0.000 A  
Power Factor: n/a

This data sheet conforms to American National Standard E1.9 – 2007 (R2017). All data was measured and calculated by a Viso Systems LabSpion Goniometer at the Chauvet PD Optics Laboratory in Sunrise, FL on 4/14/2023 to LM-63-2002 Standards.


## Overall Measurement



Tested Color (CIE 1931):

X: 0.288

Y: 0.299



Light Quality

CRI: 75.2

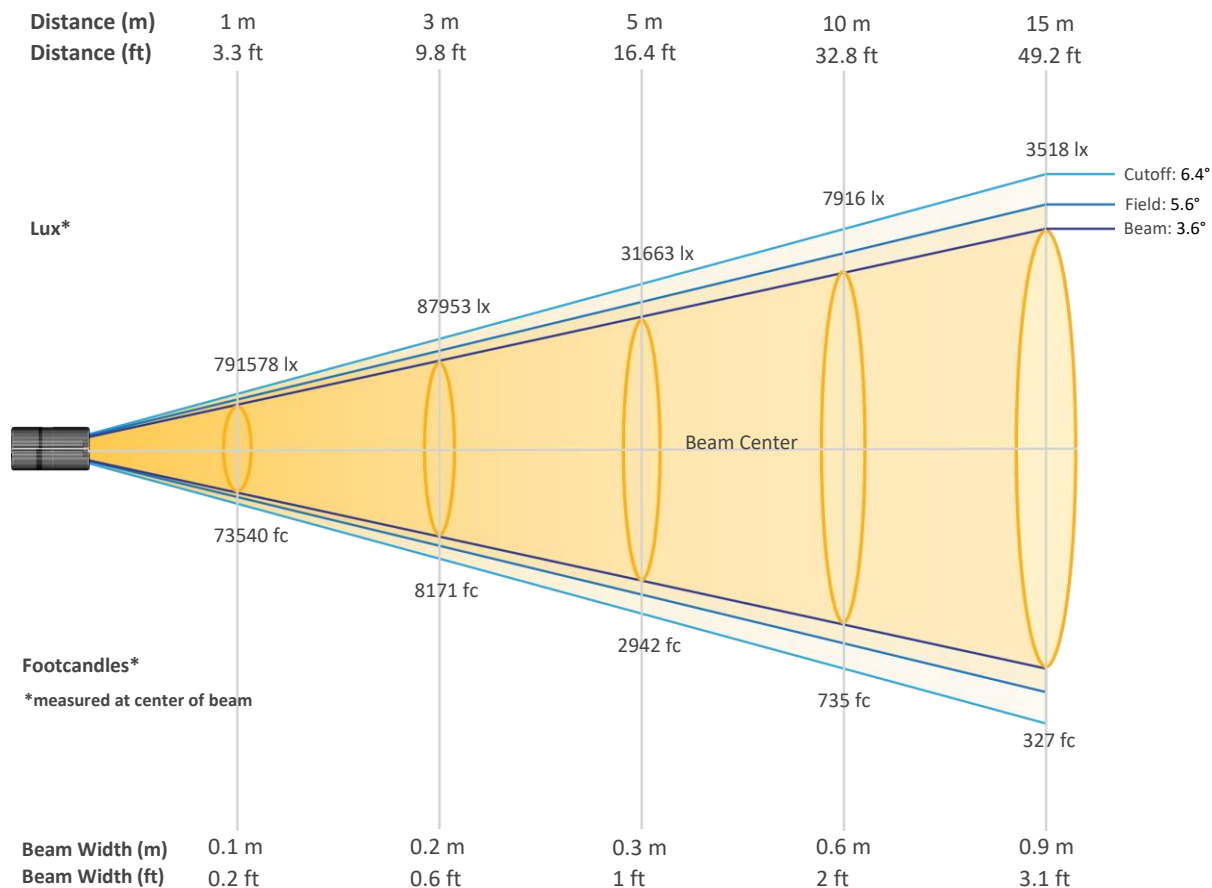
Color Temperature

8739 K

# Photometric & Chromaticity Report

Maverick Storm 3 Beam Wash: Full Spot - Plate - Full Power - Auto - Calibration On

## Beam Details

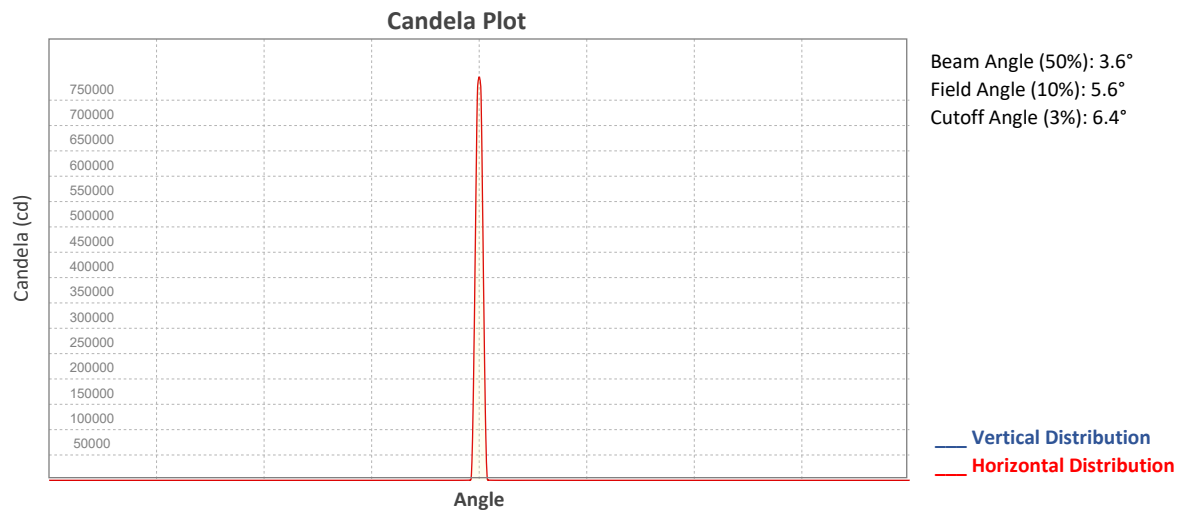


### Beam Intensities from 1-20m (3.3-65.6ft)

Distance	1m	2m	3m	4m	5m	6m	7m	8m	9m	10m
Lux	791578	197894	87953	49474	31663	21988	16155	12368	9773	7916
Distance	11m	12m	13m	14m	15m	16m	17m	18m	19m	20m
Lux	6542	5497	4684	4039	3518	3092	2739	2443	2193	1979
Distance	3.3ft	6.6ft	9.8ft	13.1ft	16.4ft	19.7ft	23ft	26.2ft	29.5ft	32.8ft
FC	73540	18385	8171	4596	2942	2043	1501	1149	908	735
Distance	36.1ft	39.4ft	42.7ft	45.9ft	49.2ft	52.5ft	55.8ft	59.1ft	62.3ft	65.6ft
FC	608	511	435	375	327	287	254	227	204	184

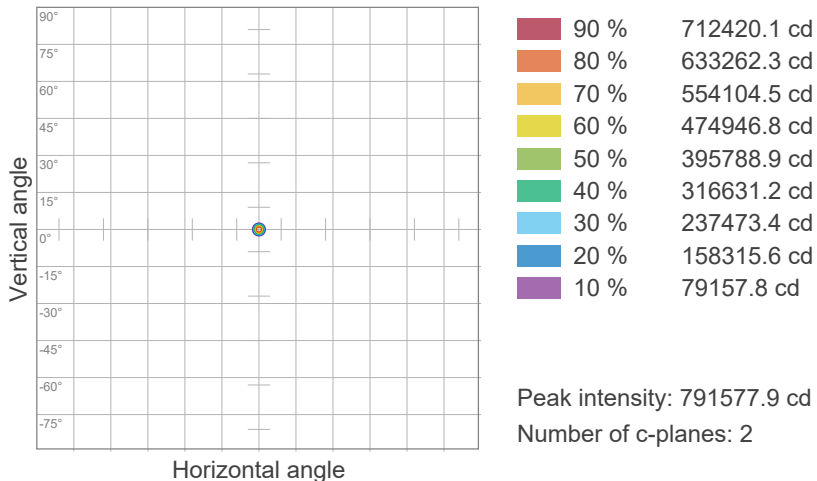
# Photometric & Chromaticity Report

Maverick Storm 3 Beam Wash: Full Spot - Plate - Full Power - Auto - Calibration On

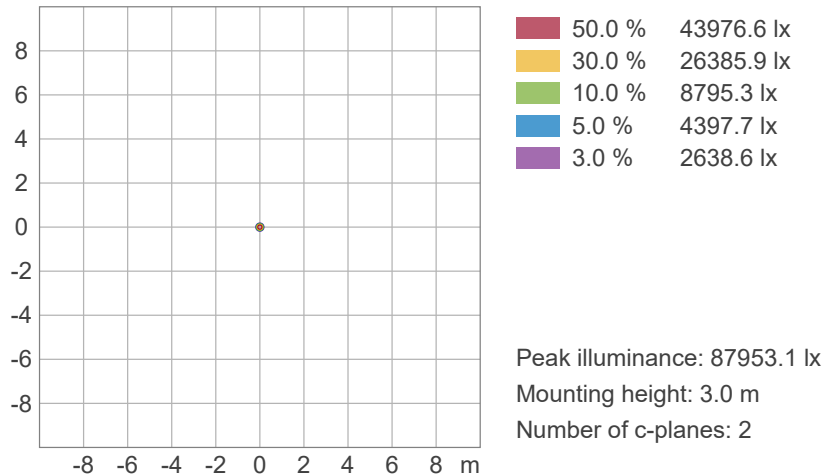


## ISO Diagrams

### ISO Candela Diagram



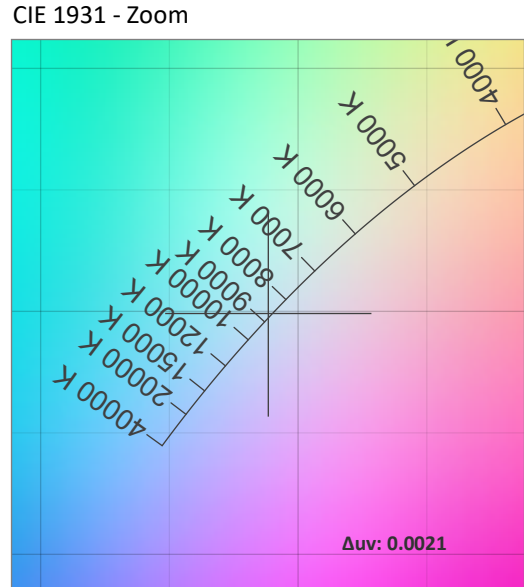
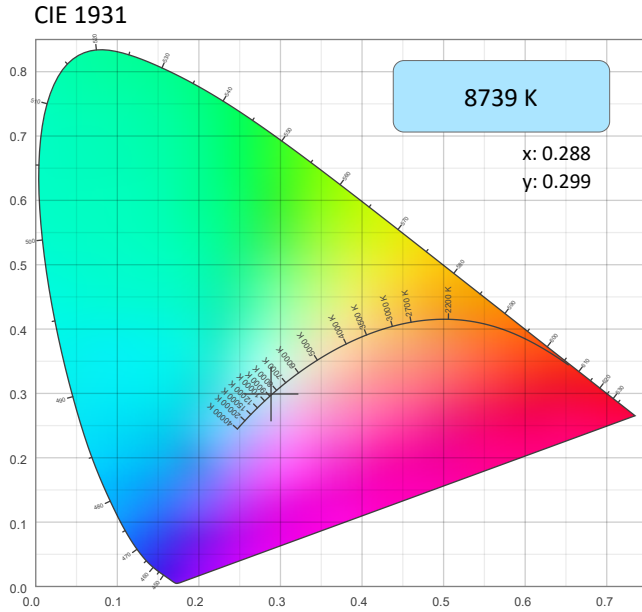
### ISO Lux Diagram



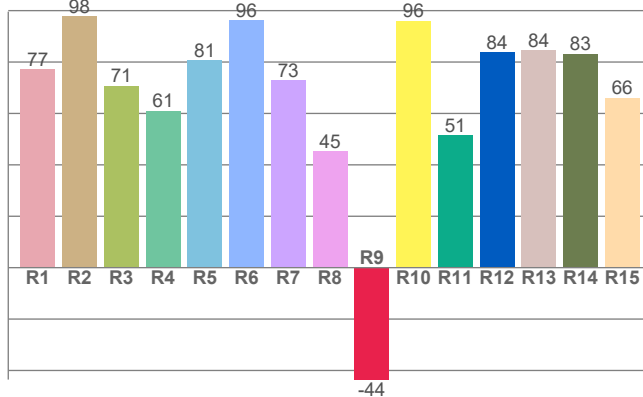
# Photometric & Chromaticity Report

Maverick Storm 3 Beam Wash: Full Spot - Plate - Full Power - Auto - Calibration On

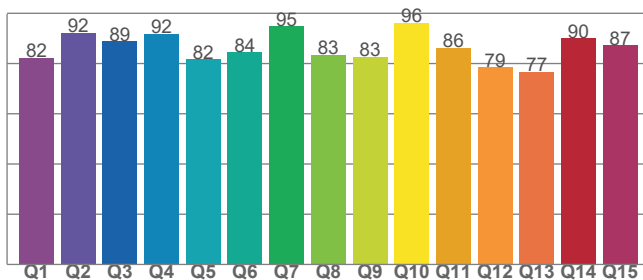
## Chromaticity



CRI: 75.2 (R1-R8)



CQS: 85.4



Color Parameters

Color Temperature	Color Coordinate CIE 1931	Color Coordinate CIE 1931
CCT	x	y
8739 K	0.288	0.299

Color Deviation from Black Body Curve	Color Coordinate CIE 1964	Color Coordinate CIE 1964
Δuv	y	u
0.0021	0.299	0.192

Color Rendering Index	Red Component	Color Quality Scale
CRI	CRI - R9	CQS
75.2	-43.5	85.4

Television Lighting Consistency Index	Color Fidelity	Color Gamut
TLCI	TM30 - Rf	TM30 Rg
63	80.9	114.7

# Photometric & Chromaticity Report

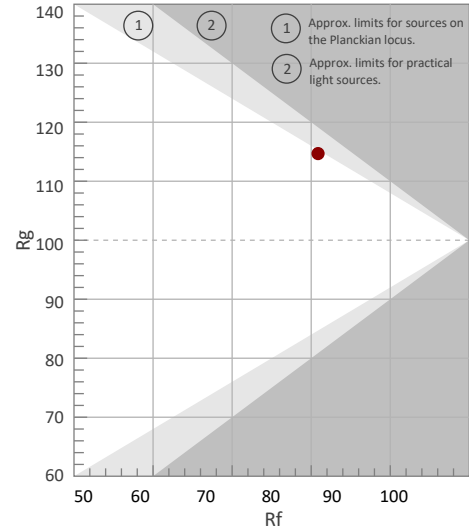
Maverick Storm 3 Beam Wash: Full Spot - Plate - Full Power - Auto - Calibration On

## TM-30 Details

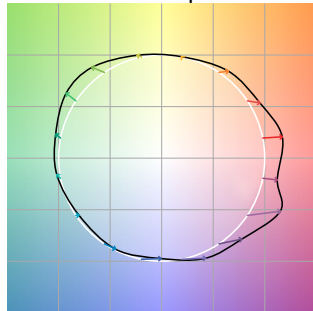
**Rf 80.9**  
Fidelity Index (Rg)

**Rg 114.7**  
Gammut Index (Rg)


Hue Bin	R <sub>f</sub>	Graphic shifts (%)	
		Chroma	Hue
1	66	19%	-2%
2	78	9%	-8%
3	82	6%	-7%
4	94	0%	0%
5	89	2%	4%
6	81	11%	7%
7	81	12%	-1%
8	80	5%	-3%
9	92	3%	-4%
10	93	-3%	1%
11	77	-2%	12%
12	76	-4%	18%
13	72	4%	23%
14	68	8%	21%
15	65	24%	21%
16	73	14%	1%



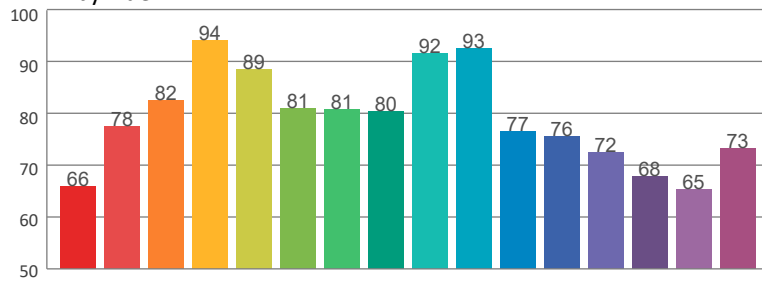
Color Vector Graphic



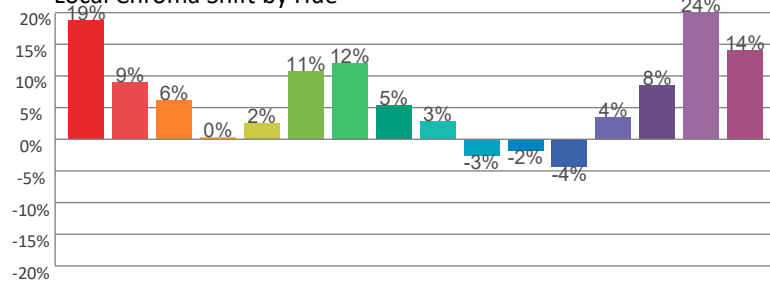
Color Distortion Graphic



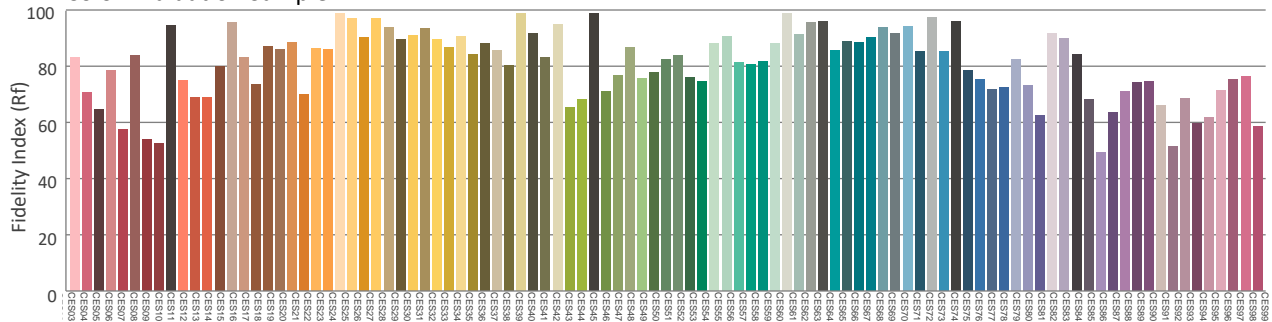
Rf by Hue



Local Chroma Shift by Hue



Color Evaluation Sample



# Photometric & Chromaticity Report

Maverick Storm 3 Beam Wash: Full Spot - Plate - Full Power - ECO

## Report Summary

### Measurements

Fixture Output: 4526 lm  
Fixture Peak: 900090 cd  
Fixture Efficacy: n/a lm/W  
Intensity @ 5m: 36004 lux  
Color Temperature: 0 K  
CRI: 0.0      CRI R9 Value: 0.0  
CQS: 0.0  
TLCI: n/a  
TM-30 Rf: 0.0  
TM-30 Rg: 0.0  
Beam Angle (50%): 3.6°  
Field Angle (10%): 5.6°  
Cutoff Angle (3%): 6.4°

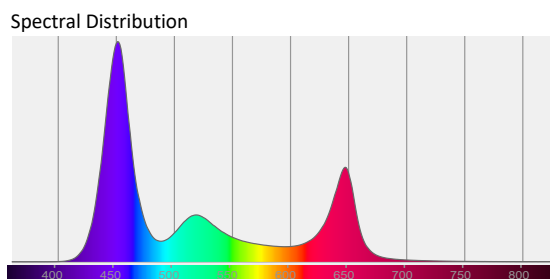
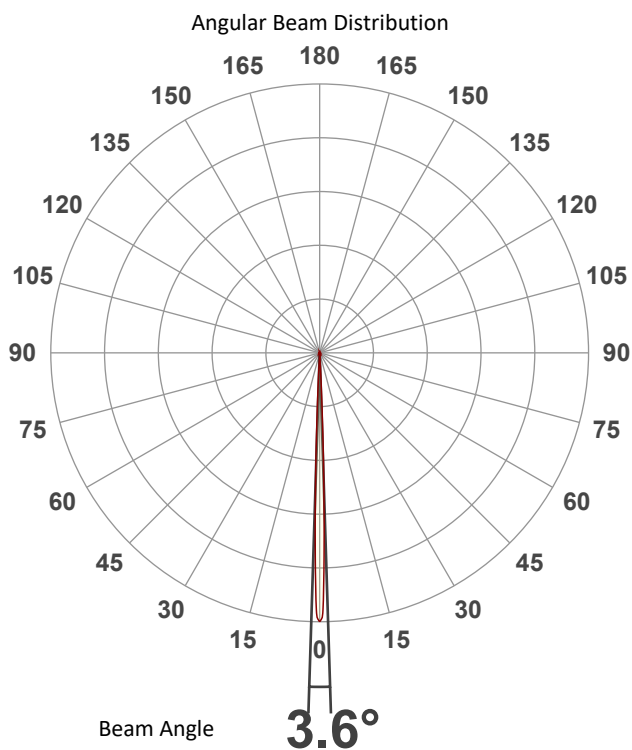


### Conditions

AC Supply: 120 V, 60 Hz  
Power: n/a W  
Current: 0.000 A  
Power Factor: n/a

This data sheet conforms to American National Standard E1.9 – 2007 (R2017). All data was measured and calculated by a Viso Systems LabSpion Goniometer at the Chauvet PD Optics Laboratory in Sunrise, FL on 4/14/2023 to LM-63-2002 Standards.

## Overall Measurement



Tested Color (CIE 1931):

X: 0.235

Y: 0.173



Light Quality

CRI: 0.0

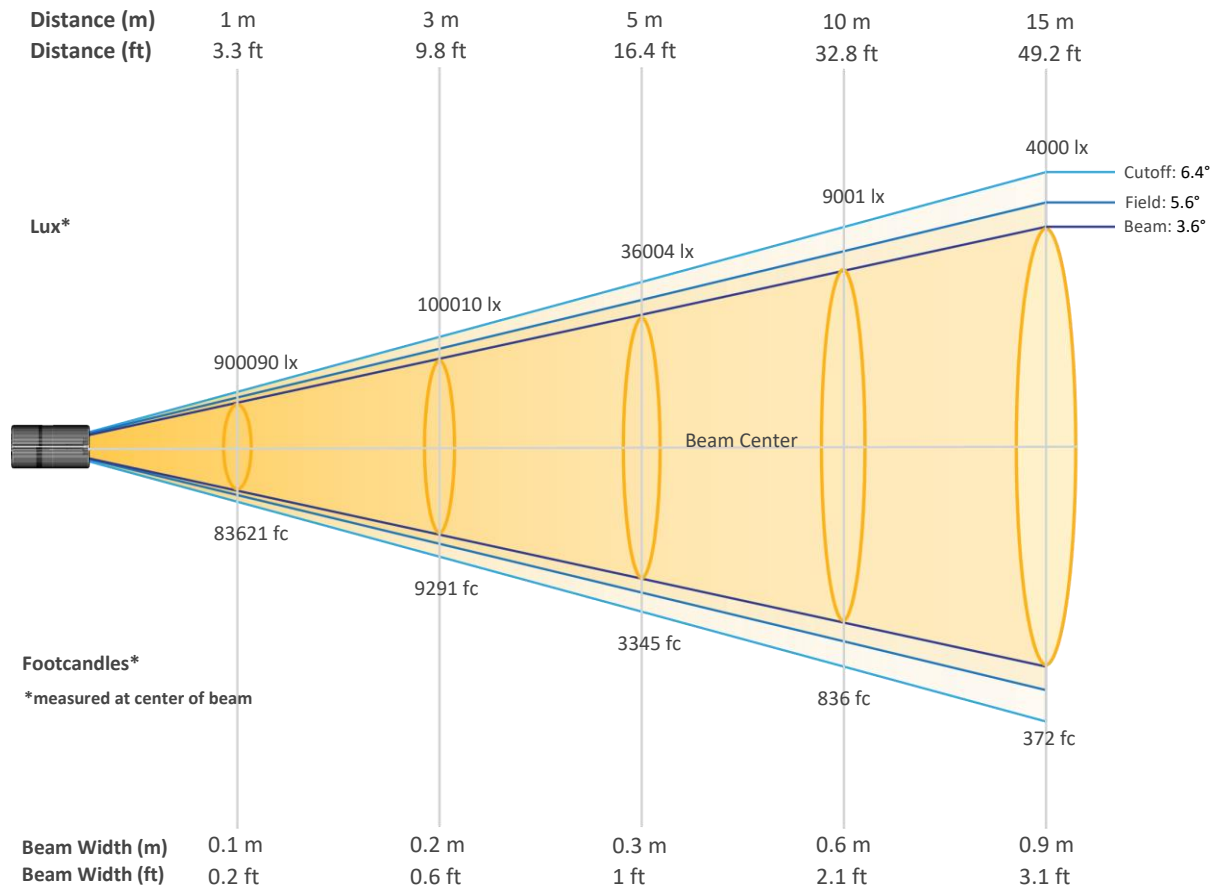
Color Temperature

0 K

# Photometric & Chromaticity Report

Maverick Storm 3 Beam Wash: Full Spot - Plate - Full Power - ECO

## Beam Details



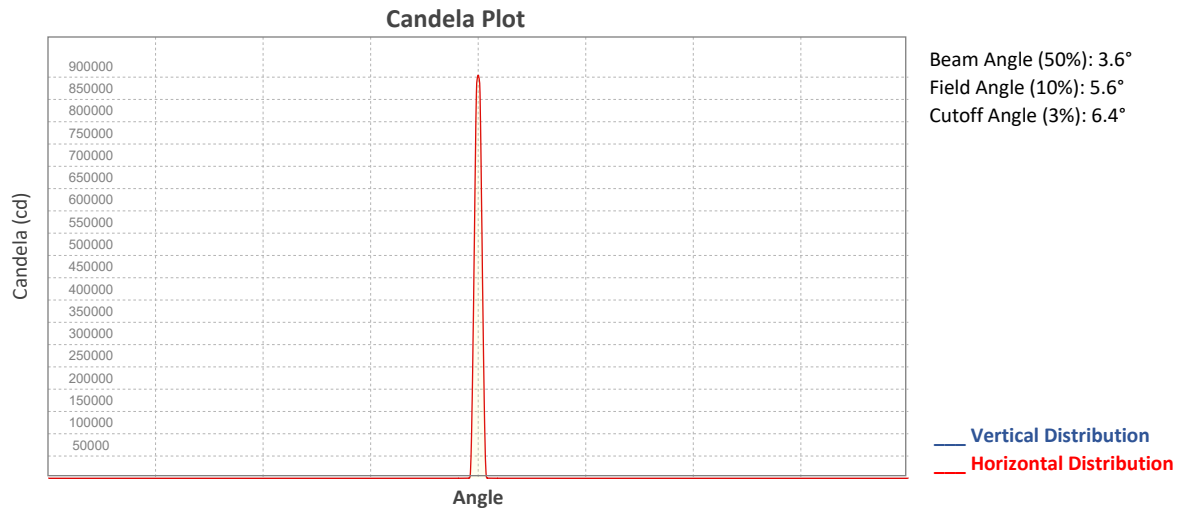
### Beam Intensities from 1-20m (3.3-65.6ft)

Distance	1m	2m	3m	4m	5m	6m	7m	8m	9m	10m
Lux	900090	225023	100010	56256	36004	25003	18369	14064	11112	9001
Distance	11m	12m	13m	14m	15m	16m	17m	18m	19m	20m
Lux	7439	6251	5326	4592	4000	3516	3114	2778	2493	2250
Distance	3.3ft	6.6ft	9.8ft	13.1ft	16.4ft	19.7ft	23ft	26.2ft	29.5ft	32.8ft
FC	83621	20905	9291	5226	3345	2323	1707	1307	1032	836
Distance	36.1ft	39.4ft	42.7ft	45.9ft	49.2ft	52.5ft	55.8ft	59.1ft	62.3ft	65.6ft
FC	691	581	495	427	372	327	289	258	232	209



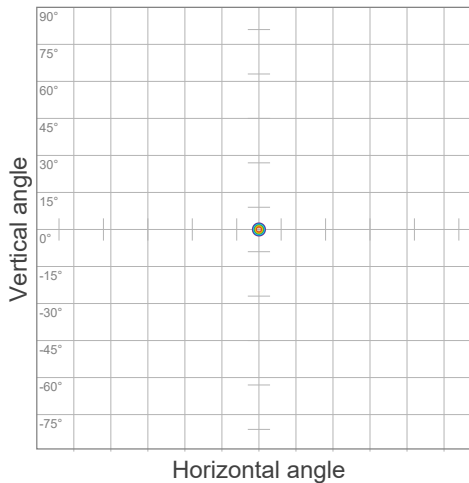
# Photometric & Chromaticity Report

Maverick Storm 3 Beam Wash: Full Spot - Plate - Full Power - ECO



## ISO Diagrams

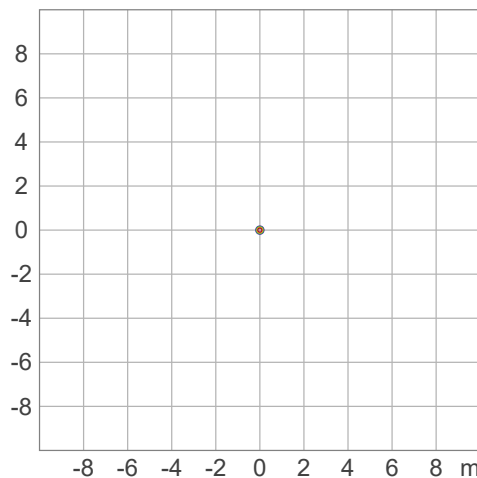
### ISO Candela Diagram



90 %	810081.2 cd
80 %	720072.2 cd
70 %	630063.2 cd
60 %	540054.2 cd
50 %	450045.1 cd
40 %	360036.1 cd
30 %	270027.1 cd
20 %	180018.0 cd
10 %	90009.0 cd

Peak intensity: 900090.3 cd  
 Number of c-planes: 2

### ISO Lux Diagram



50.0 %	50005.0 lx
30.0 %	30003.0 lx
10.0 %	10001.0 lx
5.0 %	5000.5 lx
3.0 %	3000.3 lx

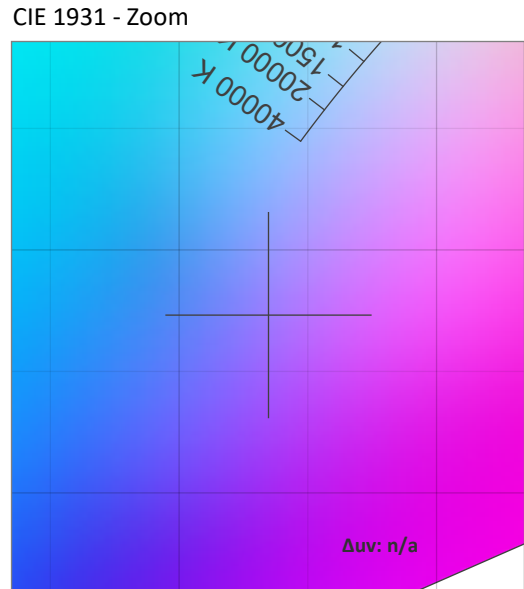
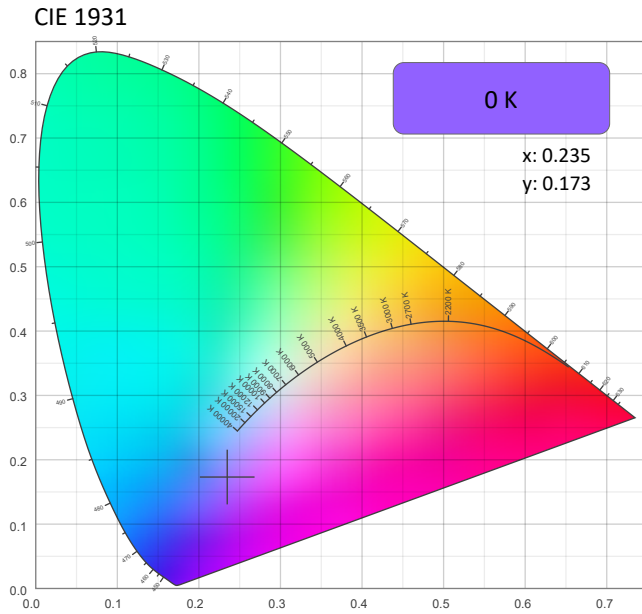
Peak illuminance: 100010.0 lx  
 Mounting height: 3.0 m  
 Number of c-planes: 2



# Photometric & Chromaticity Report

Maverick Storm 3 Beam Wash: Full Spot - Plate - Full Power - ECO

## Chromaticity



CRI: 0.0 (R1-R8)

0	0	0	0	0	0	0	0	0	0	0	0	0	0	0	0
R1	R2	R3	R4	R5	R6	R7	R8	R9	R10	R11	R12	R13	R14	R15	

CQS: 0.0

0	0	0	0	0	0	0	0	0	0	0	0	0	0	0	0
Q1	Q2	Q3	Q4	Q5	Q6	Q7	Q8	Q9	Q10	Q11	Q12	Q13	Q14	Q15	

Color Parameters

Color Temperature	Color Coordinate CIE 1931	Color Coordinate CIE 1931
CCT	x	y
0 K	0.235	0.173

Color Deviation from Black Body Curve	Color Coordinate CIE 1964	Color Coordinate CIE 1964
Δuv	y	u
n/a	0.173	0.204

Color Rendering Index	Red Component	Color Quality Scale
CRI	CRI - R9	CQS
0.0	0.0	0.0

Television Lighting Consistency Index	Color Fidelity	Color Gamut
TLCI	TM30 - Rf	TM30 Rg
n/a	0.0	0.0



# Photometric & Chromaticity Report

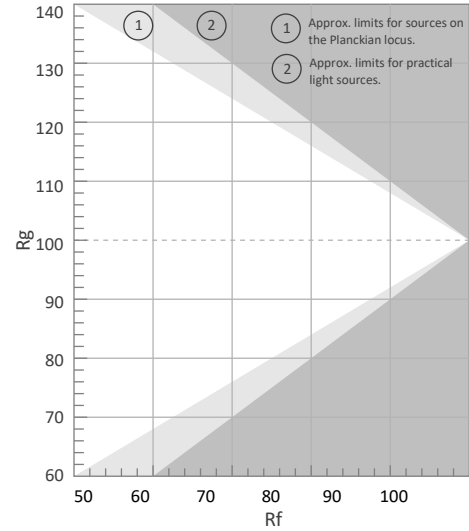
Maverick Storm 3 Beam Wash: Full Spot - Plate - Full Power - ECO

## TM-30 Details


**Rf 0.0**  
Fidelity Index (Rg)

**Rg 0.0**  
Gammut Index (Rg)


Hue Bin	R <sub>f</sub>	Graphic shifts (%)	
		Chroma	Hue
1	0	0%	0%
2	0	0%	0%
3	0	0%	0%
4	0	0%	0%
5	0	0%	0%
6	0	0%	0%
7	0	0%	0%
8	0	0%	0%
9	0	0%	0%
10	0	0%	0%
11	0	0%	0%
12	0	0%	0%
13	0	0%	0%
14	0	0%	0%
15	0	0%	0%
16	0	0%	0%



Color Vector Graphic




Color Distortion Graphic



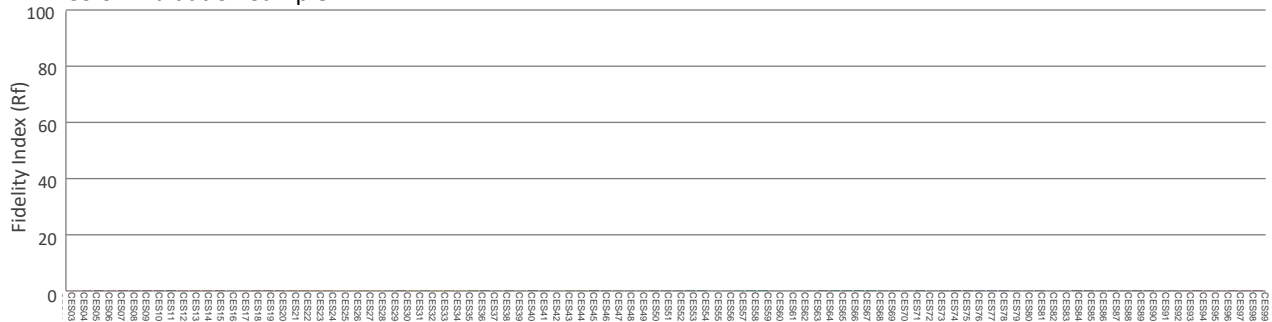
R<sub>f</sub> by Hue



Local Chroma Shift by Hue



Color Evaluation Sample



# Photometric & Chromaticity Report

Maverick Storm 3 Beam Wash: Full Spot - Plate - Full Power - ECO - Calibration On

## Report Summary

### Measurements

Fixture Output: 3235 lm  
Fixture Peak: 777742 cd  
Fixture Efficacy: n/a lm/W  
Intensity @ 5m: 31110 lux  
Color Temperature: 8886 K  
CRI: 76.1    CRI R9 Value: -38.7  
CQS: 85.7  
TLCI: 64  
TM-30 Rf: 81.3  
TM-30 Rg: 114.0  
Beam Angle (50%): 3.6°  
Field Angle (10%): 5.7°  
Cutoff Angle (3%): 6.5°

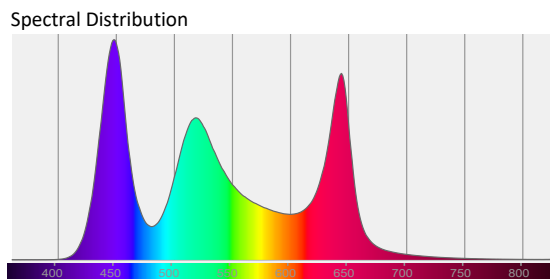
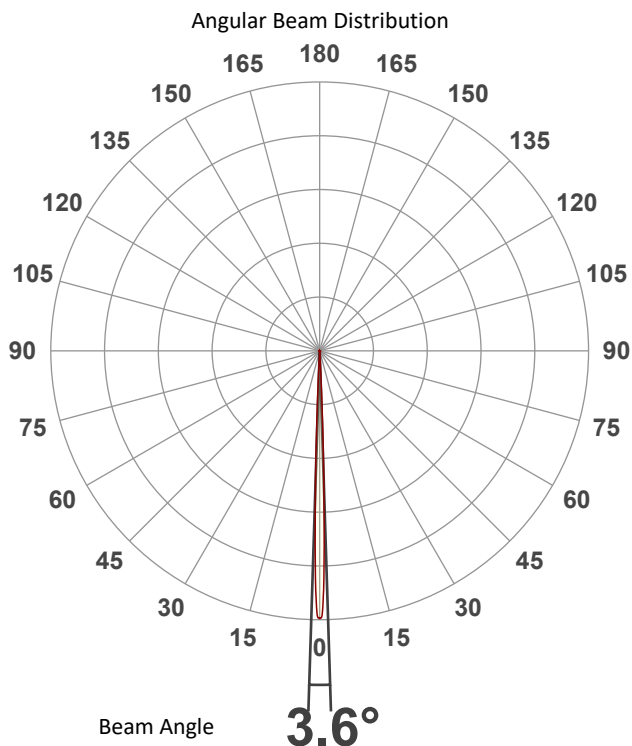


### Conditions

AC Supply: 120 V, 60 Hz  
Power: n/a W  
Current: 0.000 A  
Power Factor: n/a

This data sheet conforms to American National Standard E1.9 – 2007 (R2017). All data was measured and calculated by a Viso Systems LabSpion Goniometer at the Chauvet PD Optics Laboratory in Sunrise, FL on 4/14/2023 to LM-63-2002 Standards.


## Overall Measurement



Tested Color (CIE 1931):

X: 0.287

Y: 0.299



Light Quality

CRI: 76.1

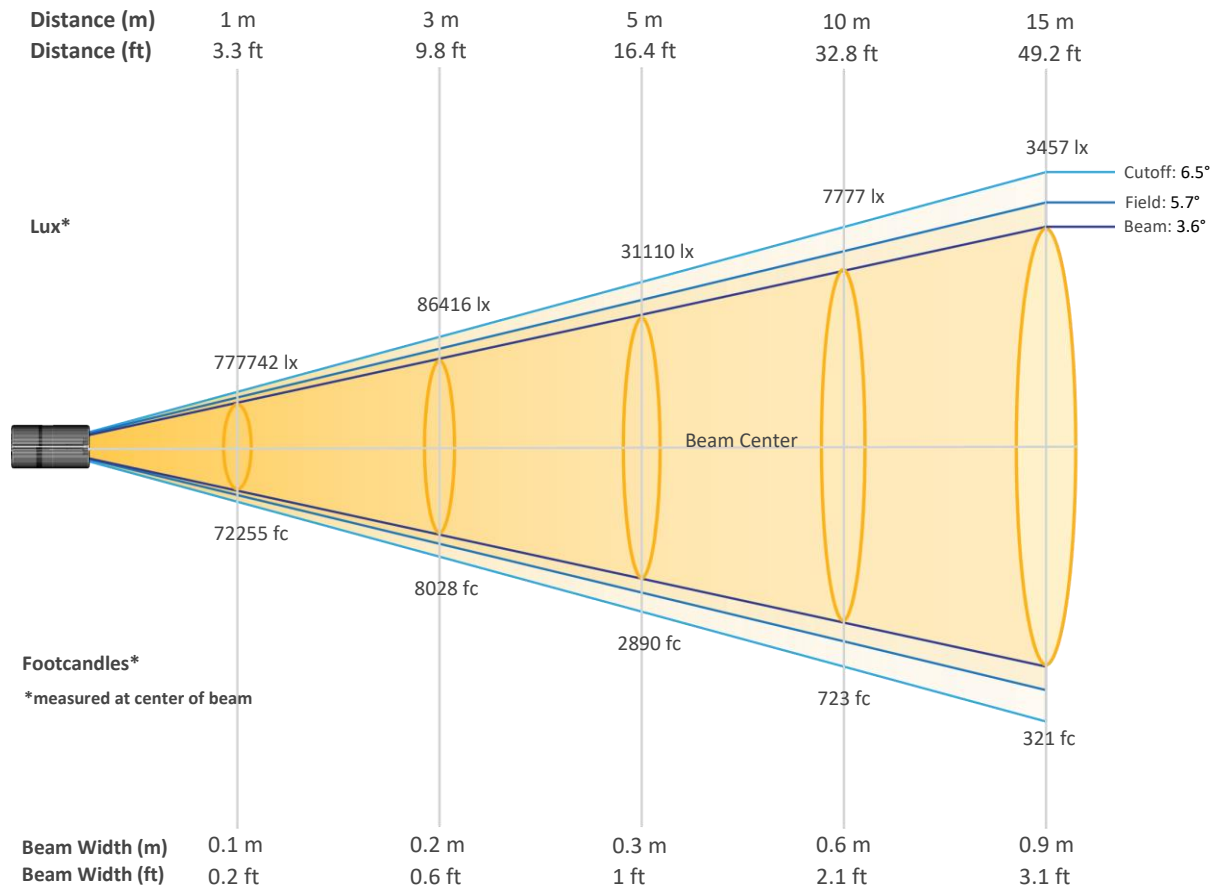
Color Temperature

8886 K

# Photometric & Chromaticity Report

Maverick Storm 3 Beam Wash: Full Spot - Plate - Full Power - ECO - Calibration On

## Beam Details

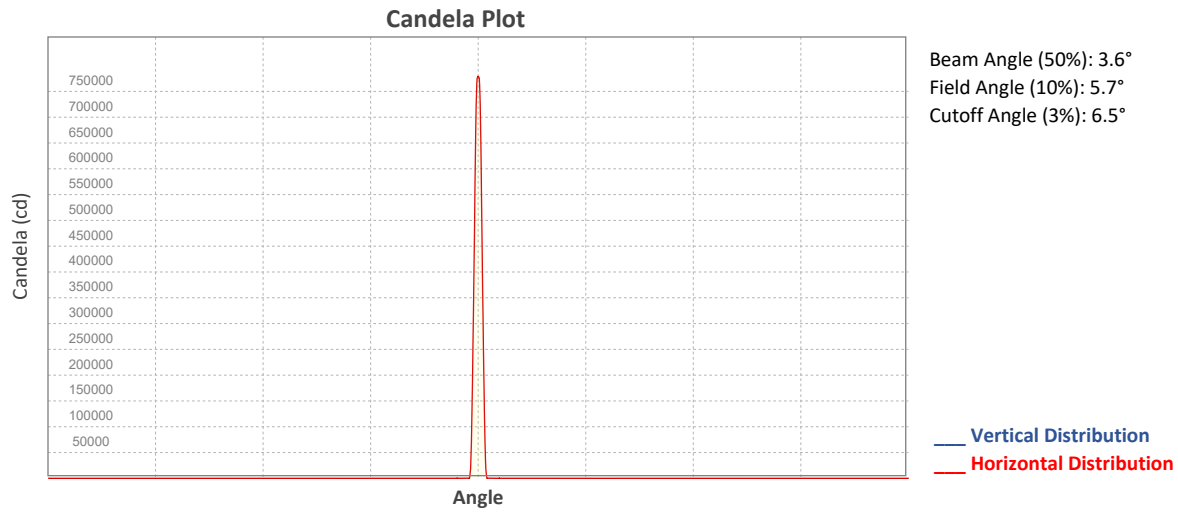


### Beam Intensities from 1-20m (3.3-65.6ft)

Distance	1m	2m	3m	4m	5m	6m	7m	8m	9m	10m
Lux	77774 2	194435	86416	48609	31110	21604	15872	12152	9602	7777
Distance	11m	12m	13m	14m	15m	16m	17m	18m	19m	20m
Lux	6428	5401	4602	3968	3457	3038	2691	2400	2154	1944
Distance	3.3ft	6.6ft	9.8ft	13.1ft	16.4ft	19.7ft	23ft	26.2ft	29.5ft	32.8ft
FC	72255	18064	8028	4516	2890	2007	1475	1129	892	723
Distance	36.1ft	39.4ft	42.7ft	45.9ft	49.2ft	52.5ft	55.8ft	59.1ft	62.3ft	65.6ft
FC	597	502	428	369	321	282	250	223	200	181

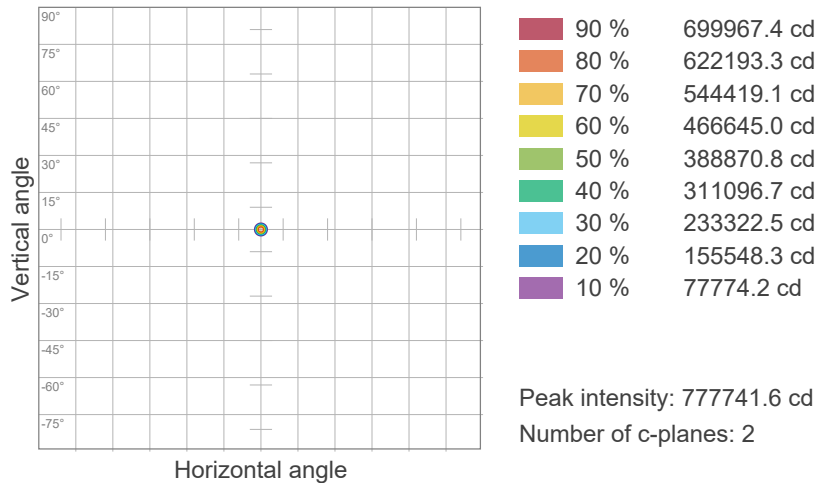
# Photometric & Chromaticity Report

Maverick Storm 3 Beam Wash: Full Spot - Plate - Full Power - ECO - Calibration On

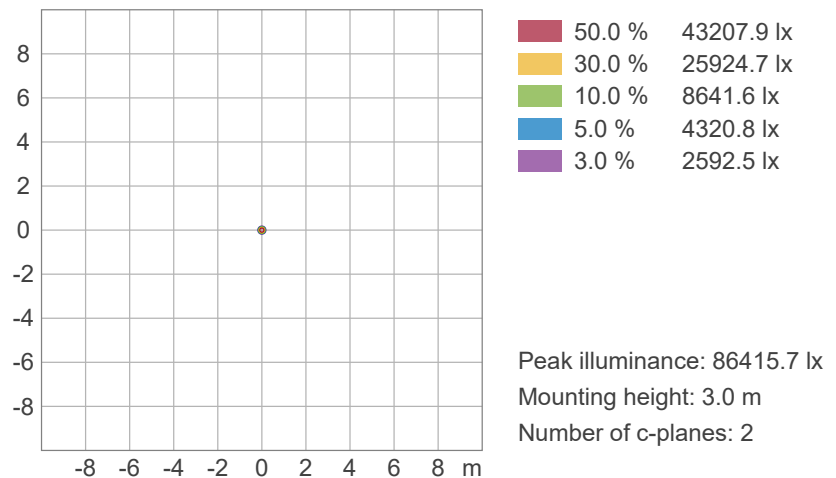


## ISO Diagrams

ISO Candela Diagram



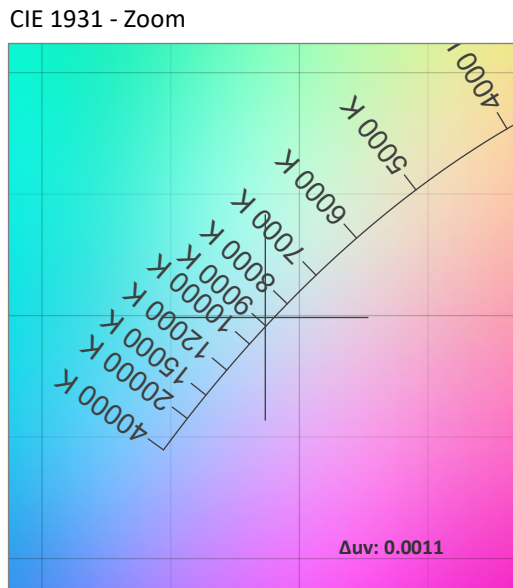
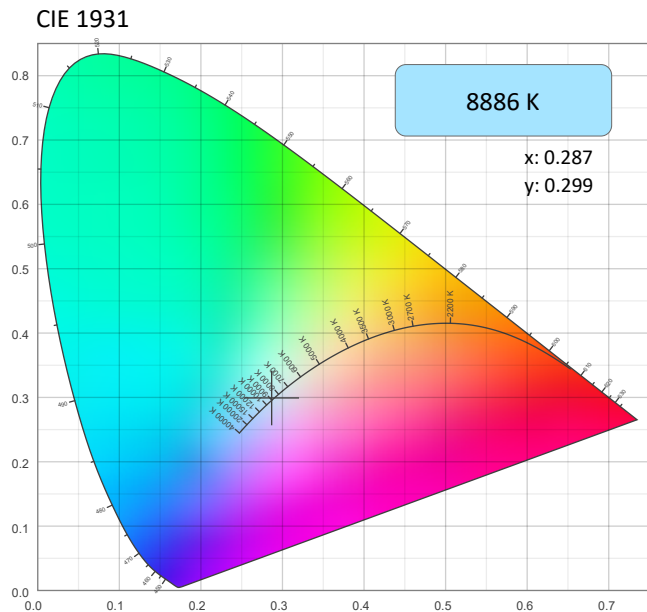
ISO Lux Diagram



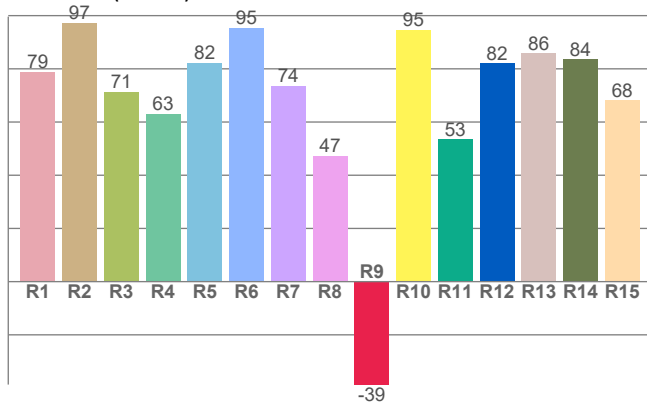
# Photometric & Chromaticity Report

Maverick Storm 3 Beam Wash: Full Spot - Plate - Full Power - ECO - Calibration On

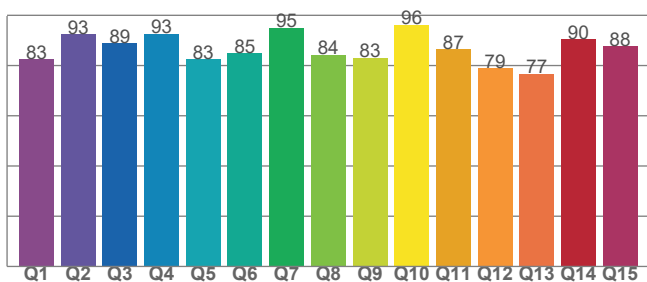
## Chromaticity



CRI: 76.1 (R1-R8)



CQS: 85.7



Color Parameters

Color Temperature	Color Coordinate CIE 1931	Color Coordinate CIE 1931
CCT	x	y
8886 K	0.287	0.299

Color Deviation from Black Body Curve	Color Coordinate CIE 1964	Color Coordinate CIE 1964
Δuv	y	u
0.0011	0.299	0.191

Color Rendering Index	Red Component	Color Quality Scale
CRI	CRI - R9	CQS
76.1	-38.7	85.7

Television Lighting Consistency Index	Color Fidelity	Color Gamut
TLCI	TM30 - Rf	TM30 Rg
64	81.3	114.0

# Photometric & Chromaticity Report

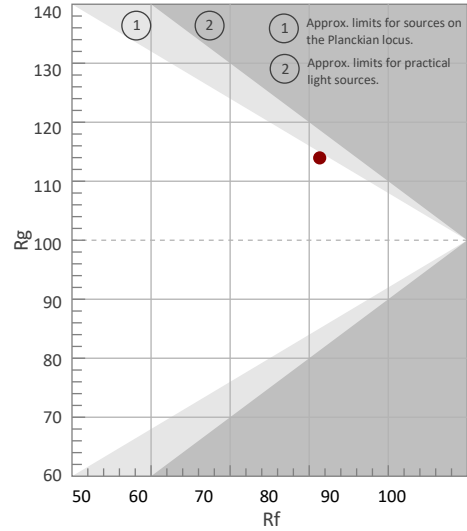
Maverick Storm 3 Beam Wash: Full Spot - Plate - Full Power - ECO - Calibration On

## TM-30 Details

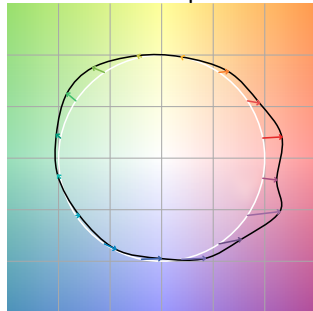
**Rf 81.3**  
Fidelity Index (Rg)

**Rg 114.0**  
Gammut Index (Rg)


Hue Bin	R <sub>f</sub>	Graphic shifts (%)	
		Chroma	Hue
1	67	18%	-3%
2	78	9%	-8%
3	83	6%	-7%
4	94	0%	0%
5	89	2%	4%
6	82	10%	7%
7	81	11%	-1%
8	83	5%	-3%
9	91	2%	-3%
10	92	-3%	2%
11	76	-2%	12%
12	76	-4%	18%
13	73	4%	22%
14	69	8%	20%
15	66	24%	21%
16	74	14%	1%



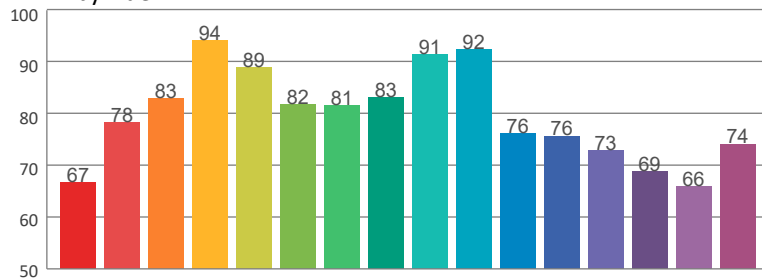
Color Vector Graphic



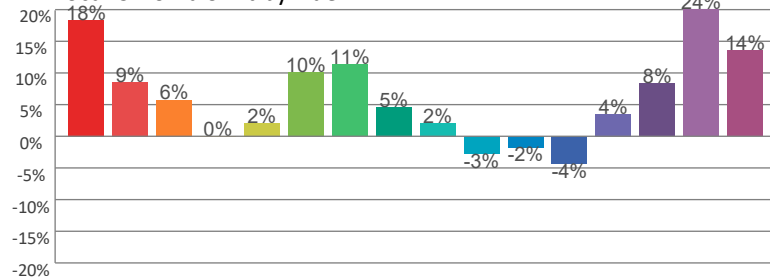
Color Distortion Graphic



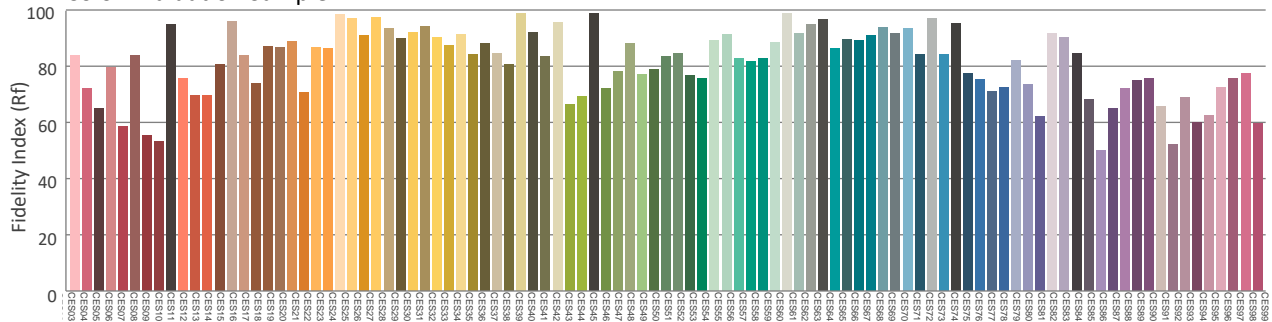
Rf by Hue



Local Chroma Shift by Hue



Color Evaluation Sample





# Photometric & Chromaticity Report

Maverick Storm 3 Beam Wash: Full Spot - Ring - Full Power

## Report Summary

### Measurements

Fixture Output: 5006 lm  
Fixture Peak: 562103 cd  
Fixture Efficacy: n/a lm/W  
Intensity @ 5m: 22484 lux  
Color Temperature: 0 K  
CRI: 0.0      CRI R9 Value: 0.0  
CQS: 0.0  
TLCI: n/a  
TM-30 Rf: 0.0  
TM-30 Rg: 0.0  
Beam Angle (50%): 5.3°  
Field Angle (10%): 8.1°  
Cutoff Angle (3%): 9.6°

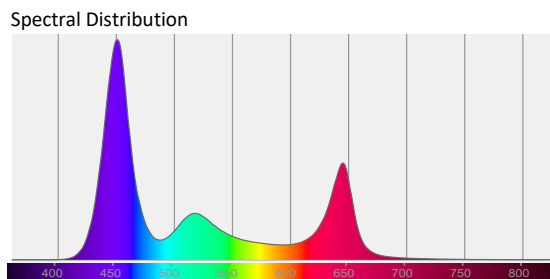
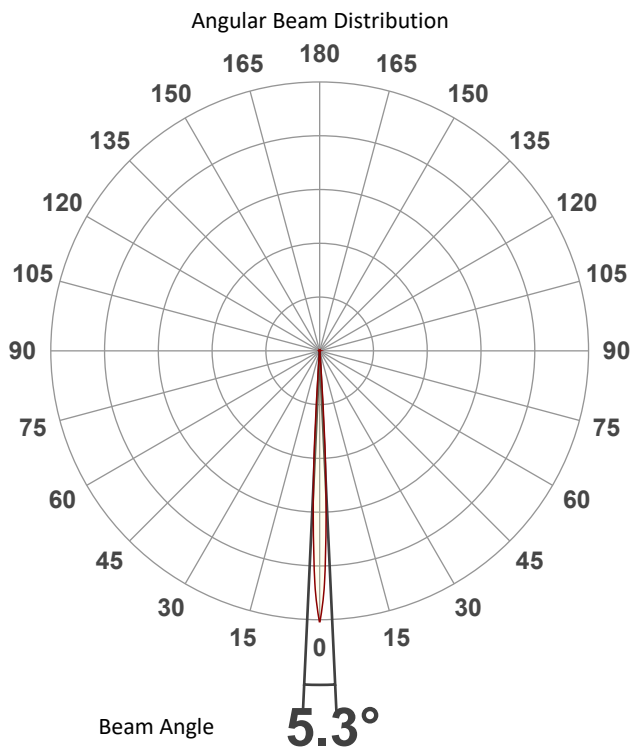


### Conditions

AC Supply: 119 V, 60 Hz  
Power: n/a W  
Current: 0.000 A  
Power Factor: n/a

This data sheet conforms to American National Standard E1.9 – 2007 (R2017). All data was measured and calculated by a Viso Systems LabSpion Goniometer at the Chauvet PD Optics Laboratory in Sunrise, FL on 4/14/2023 to LM-63-2002 Standards.

## Overall Measurement



Tested Color (CIE 1931):  
X: 0.237  
Y: 0.171



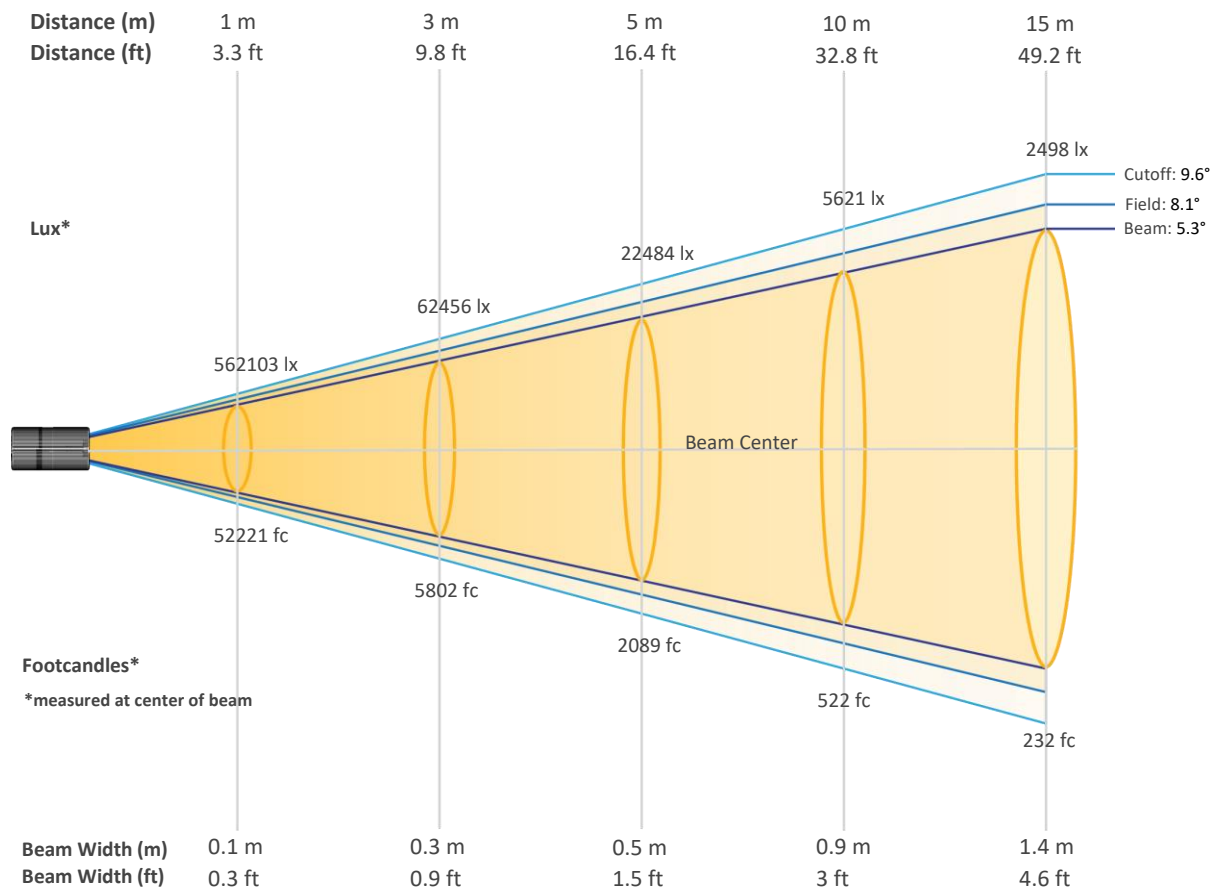
Light Quality  
CRI: 0.0

Color Temperature  
0 K

# Photometric & Chromaticity Report

Maverick Storm 3 Beam Wash: Full Spot - Ring - Full Power

## Beam Details

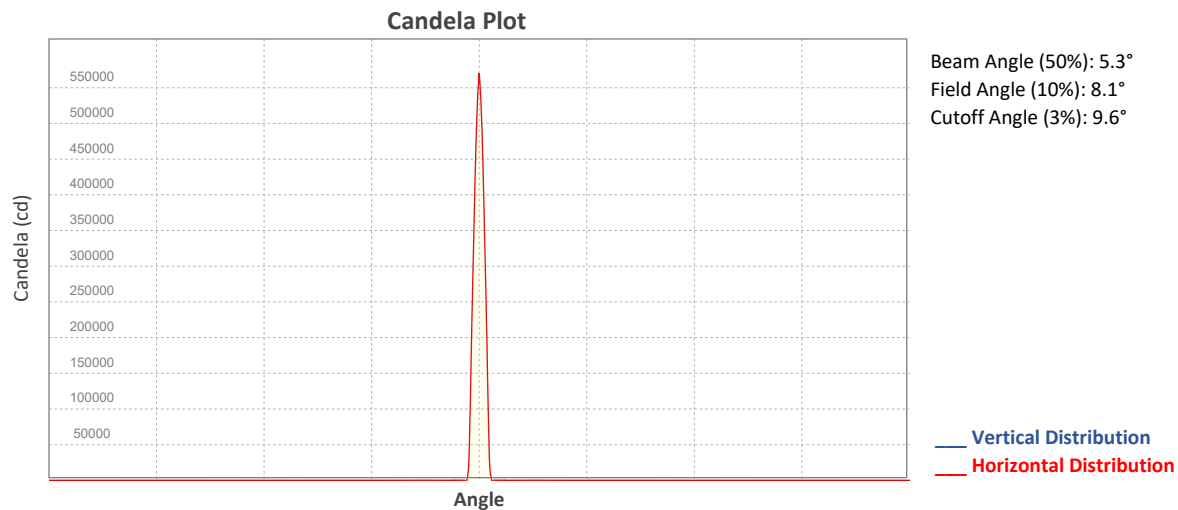


### Beam Intensities from 1-20m (3.3-65.6ft)

Distance	1m	2m	3m	4m	5m	6m	7m	8m	9m	10m
Lux	562103	140526	62456	35131	22484	15614	11471	8783	6940	5621
Distance	11m	12m	13m	14m	15m	16m	17m	18m	19m	20m
Lux	4645	3903	3326	2868	2498	2196	1945	1735	1557	1405
Distance	3.3ft	6.6ft	9.8ft	13.1ft	16.4ft	19.7ft	23ft	26.2ft	29.5ft	32.8ft
FC	52221	13055	5802	3264	2089	1451	1066	816	645	522
Distance	36.1ft	39.4ft	42.7ft	45.9ft	49.2ft	52.5ft	55.8ft	59.1ft	62.3ft	65.6ft
FC	432	363	309	266	232	204	181	161	145	131

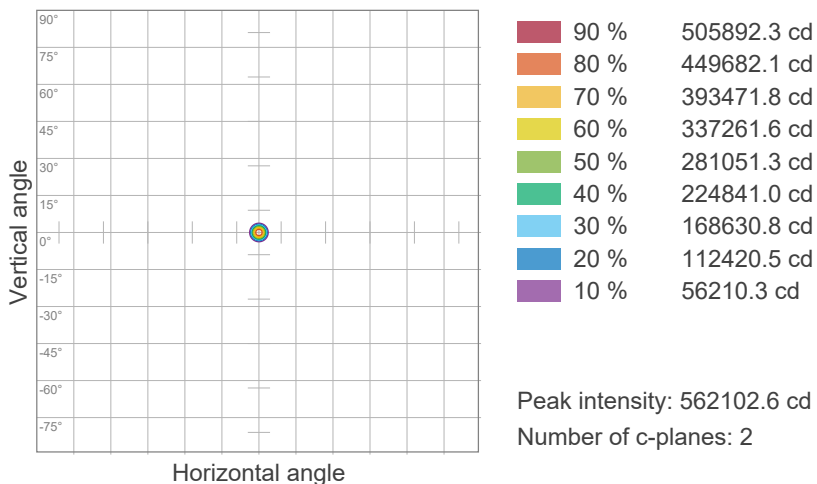
# Photometric & Chromaticity Report

Maverick Storm 3 Beam Wash: Full Spot - Ring - Full Power

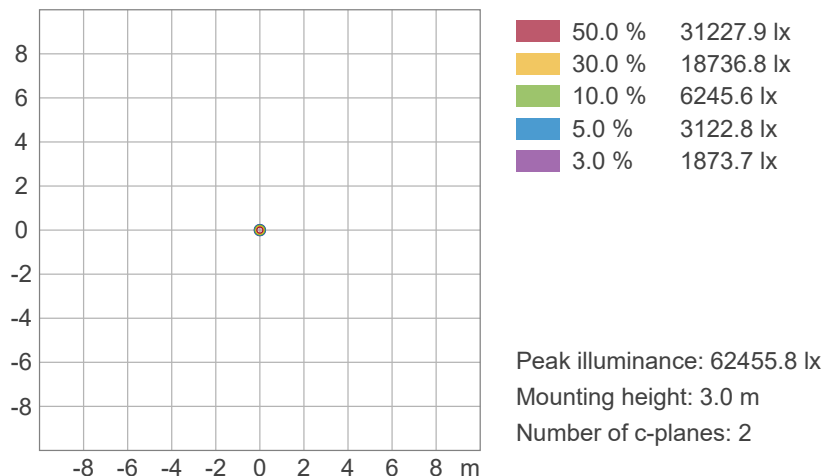


## ISO Diagrams

### ISO Candela Diagram



### ISO Lux Diagram

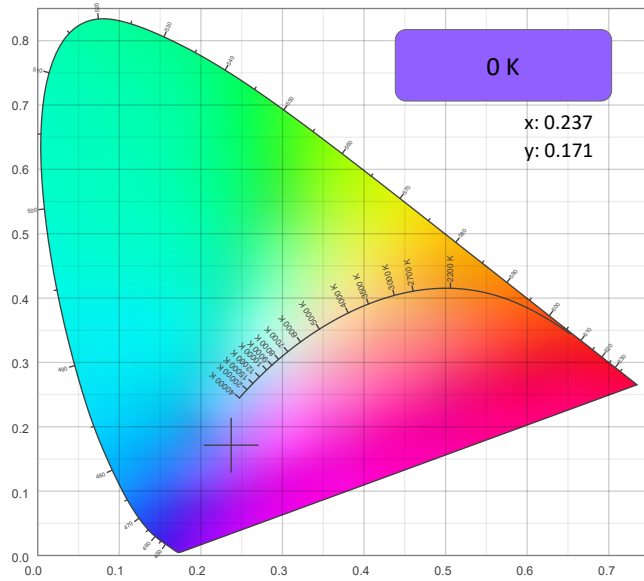


# Photometric & Chromaticity Report

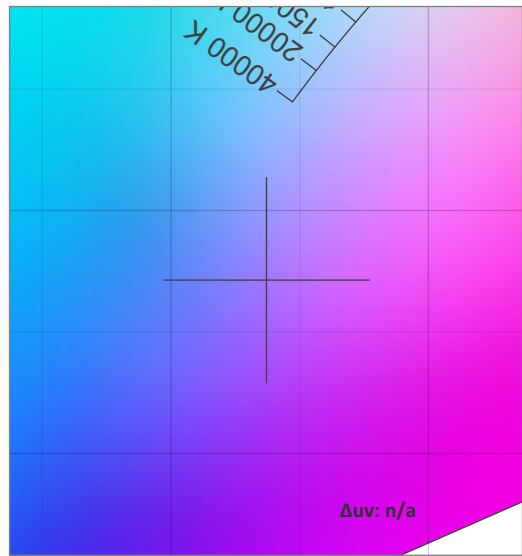
Maverick Storm 3 Beam Wash: Full Spot - Ring - Full Power

## Chromaticity

CIE 1931



CIE 1931 - Zoom



CRI: 0.0 (R1-R8)

0	0	0	0	0	0	0	0	0	0	0	0	0	0	0	0
R1	R2	R3	R4	R5	R6	R7	R8	R9	R10	R11	R12	R13	R14	R15	

CQS: 0.0

0	0	0	0	0	0	0	0	0	0	0	0	0	0	0	0
Q1	Q2	Q3	Q4	Q5	Q6	Q7	Q8	Q9	Q10	Q11	Q12	Q13	Q14	Q15	

Color Parameters

Color Temperature	Color Coordinate CIE 1931	Color Coordinate CIE 1931
CCT	x	y
0 K	0.237	0.171

Color Deviation from Black Body Curve	Color Coordinate CIE 1964	Color Coordinate CIE 1964
$\Delta uv$	y	u
n/a	0.171	0.207

Color Rendering Index	Red Component	Color Quality Scale
CRI	CRI - R9	CQS
0.0	0.0	0.0

Television Lighting Consistency Index	Color Fidelity	Color Gamut
TLCI	TM30 - Rf	TM30 Rg
n/a	0.0	0.0



# Photometric & Chromaticity Report

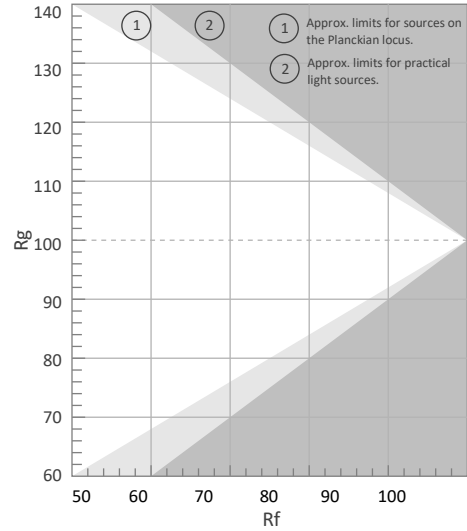
Maverick Storm 3 Beam Wash: Full Spot - Ring - Full Power

## TM-30 Details

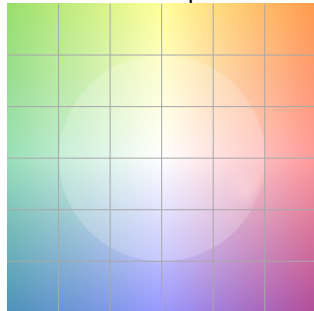
**Rf 0.0**  
Fidelity Index (Rg)

**Rg 0.0**  
Gammut Index (Rg)


Hue Bin	R <sub>f</sub>	Graphic shifts (%)	
		Chroma	Hue
1	0	0%	0%
2	0	0%	0%
3	0	0%	0%
4	0	0%	0%
5	0	0%	0%
6	0	0%	0%
7	0	0%	0%
8	0	0%	0%
9	0	0%	0%
10	0	0%	0%
11	0	0%	0%
12	0	0%	0%
13	0	0%	0%
14	0	0%	0%
15	0	0%	0%
16	0	0%	0%




Color Vector Graphic




Color Distortion Graphic



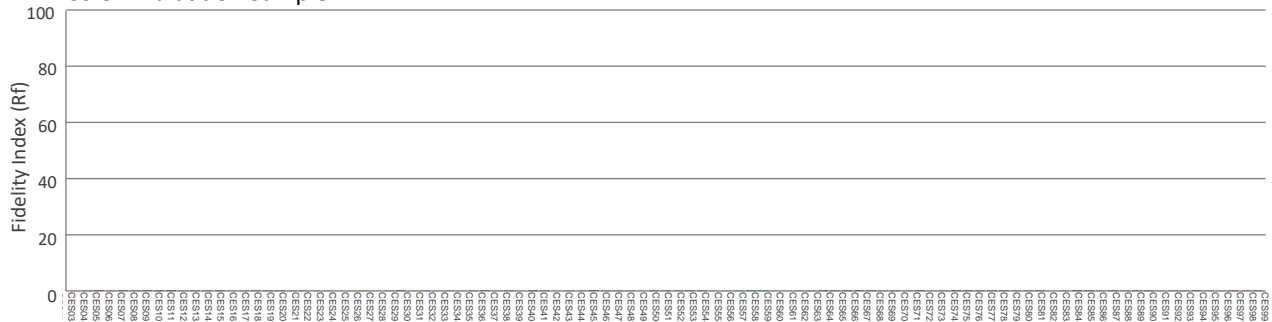
Rf by Hue



Local Chroma Shift by Hue



Color Evaluation Sample



# Photometric & Chromaticity Report

Maverick Storm 3 Beam Wash: Full Spot - Ring - Full Power - Calibration On

## Report Summary

### Measurements

Fixture Output: 4105 lm  
Fixture Peak: 462195 cd  
Fixture Efficacy: n/a lm/W  
Intensity @ 5m: 18488 lux  
Color Temperature: 8634 K  
CRI: 73.2    CRI R9 Value: -55.0  
CQS: 84.5  
TLCI: 60  
TM-30 Rf: 79.8  
TM-30 Rg: 116.2  
Beam Angle (50%): 5.5°  
Field Angle (10%): 7.9°  
Cutoff Angle (3%): 9.4°

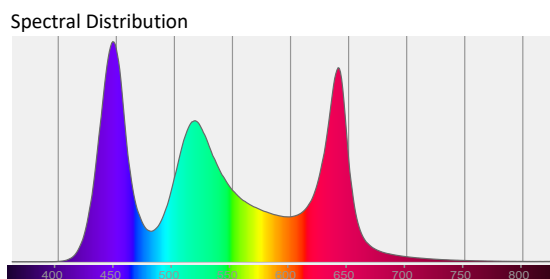
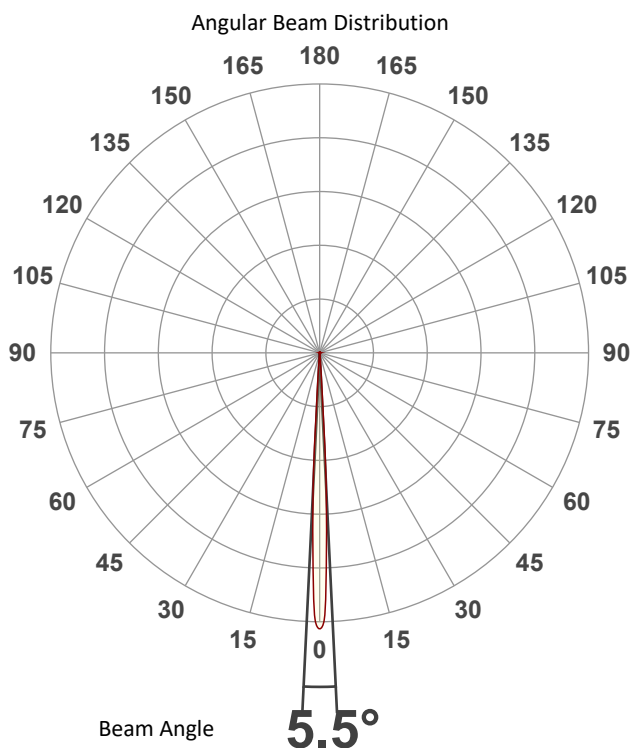


### Conditions

AC Supply: 120 V, 60 Hz  
Power: n/a W  
Current: 0.000 A  
Power Factor: n/a

This data sheet conforms to American National Standard E1.9 – 2007 (R2017). All data was measured and calculated by a Viso Systems LabSpion Goniometer at the Chauvet PD Optics Laboratory in Sunrise, FL on 4/14/2023 to LM-63-2002 Standards.


## Overall Measurement



Tested Color (CIE 1931):

X: 0.290

Y: 0.297



Light Quality

CRI: 73.2

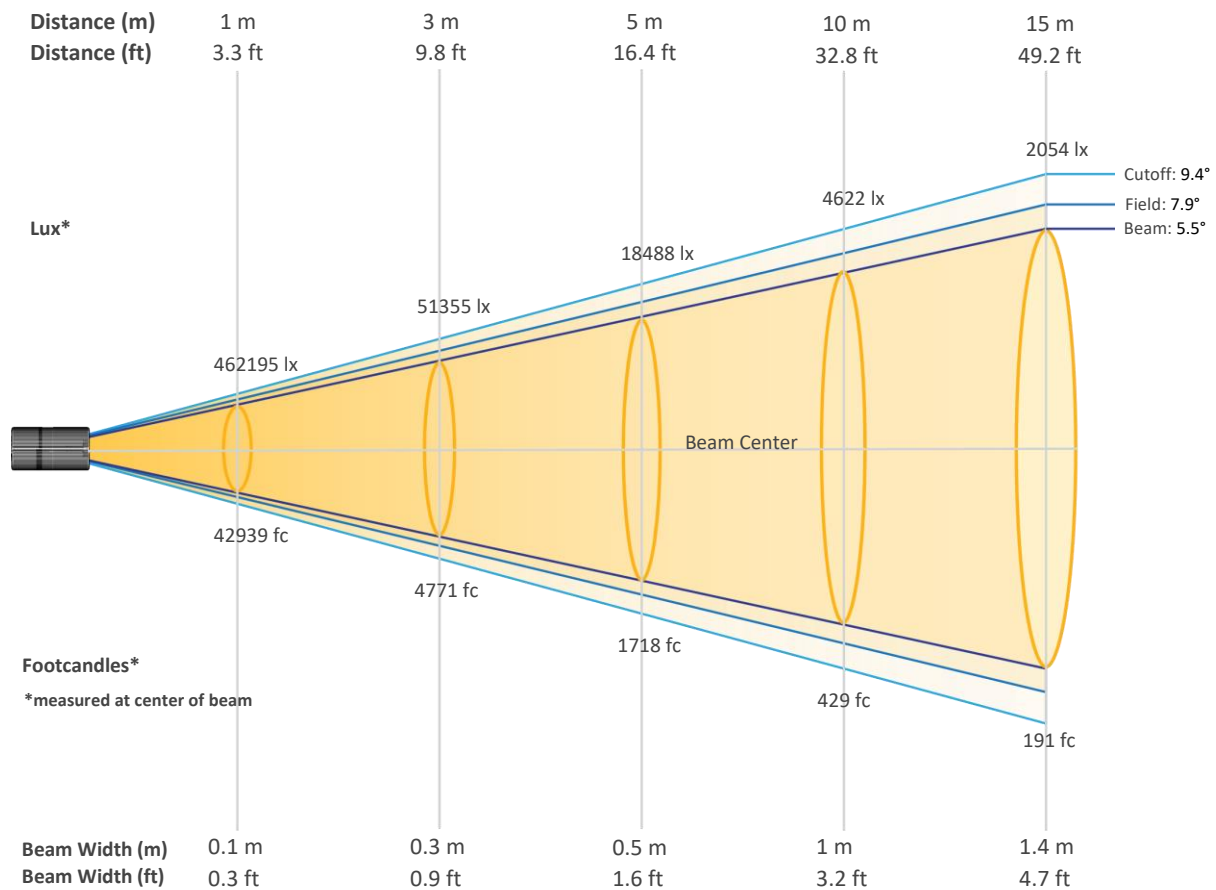
Color Temperature

8634 K

# Photometric & Chromaticity Report

Maverick Storm 3 Beam Wash: Full Spot - Ring - Full Power - Calibration On

## Beam Details

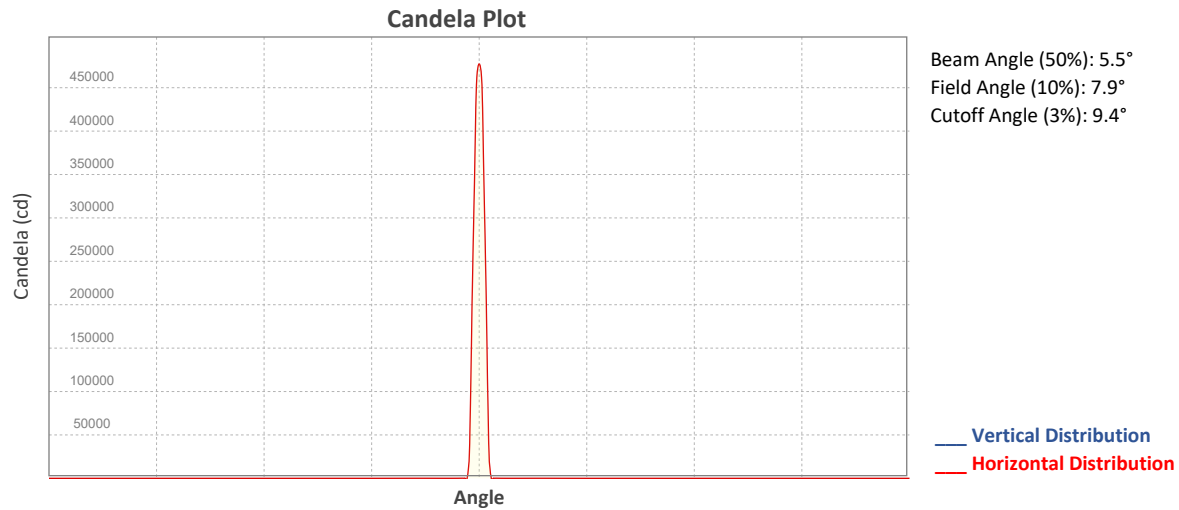


### Beam Intensities from 1-20m (3.3-65.6ft)

Distance	1m	2m	3m	4m	5m	6m	7m	8m	9m	10m
Lux	462195	115549	51355	28887	18488	12839	9433	7222	5706	4622
Distance	11m	12m	13m	14m	15m	16m	17m	18m	19m	20m
Lux	3820	3210	2735	2358	2054	1805	1599	1427	1280	1155
Distance	3.3ft	6.6ft	9.8ft	13.1ft	16.4ft	19.7ft	23ft	26.2ft	29.5ft	32.8ft
FC	42939	10735	4771	2684	1718	1193	876	671	530	429
Distance	36.1ft	39.4ft	42.7ft	45.9ft	49.2ft	52.5ft	55.8ft	59.1ft	62.3ft	65.6ft
FC	355	298	254	219	191	168	149	133	119	107

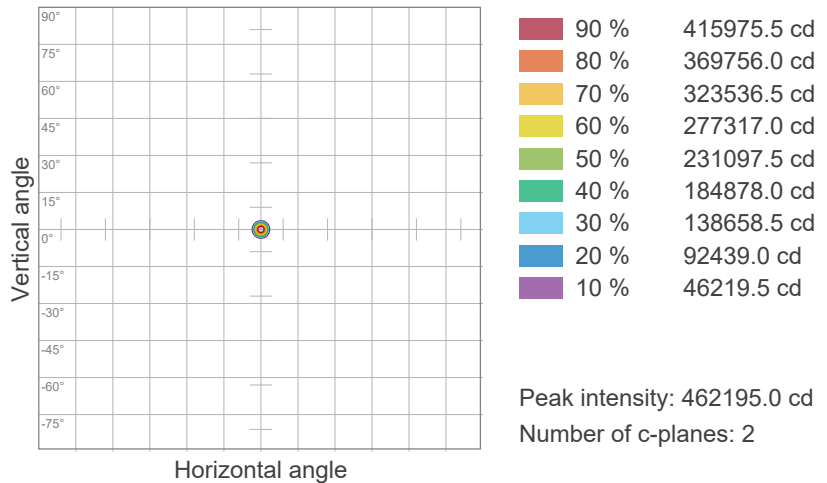
# Photometric & Chromaticity Report

Maverick Storm 3 Beam Wash: Full Spot - Ring - Full Power - Calibration On

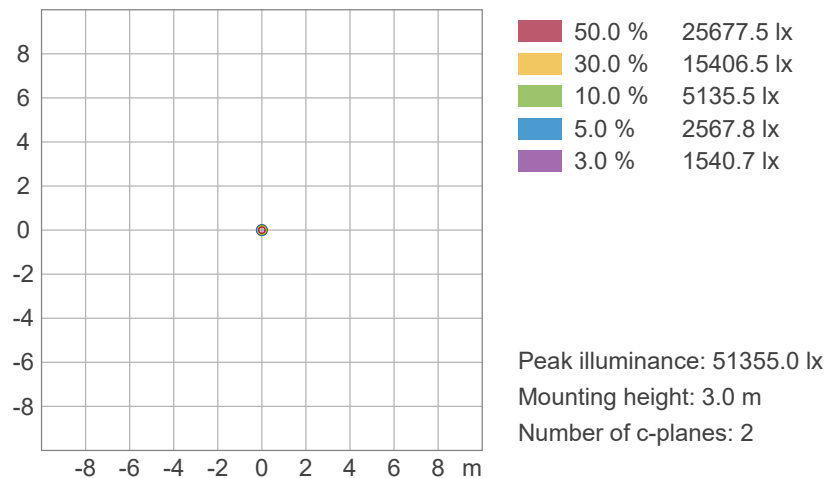


## ISO Diagrams

### ISO Candela Diagram



### ISO Lux Diagram

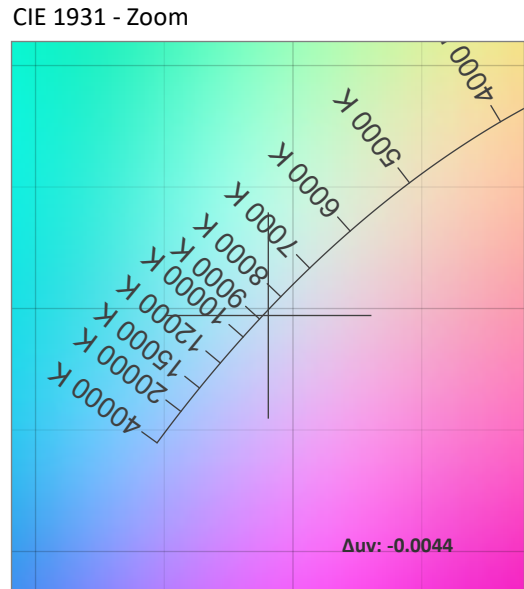
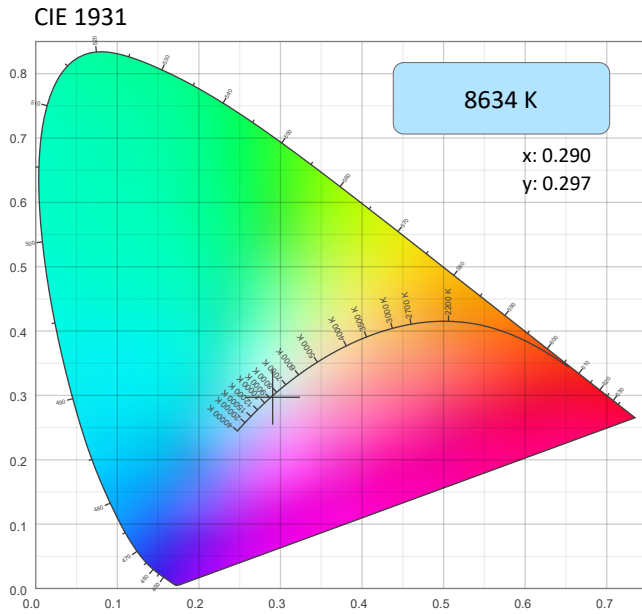




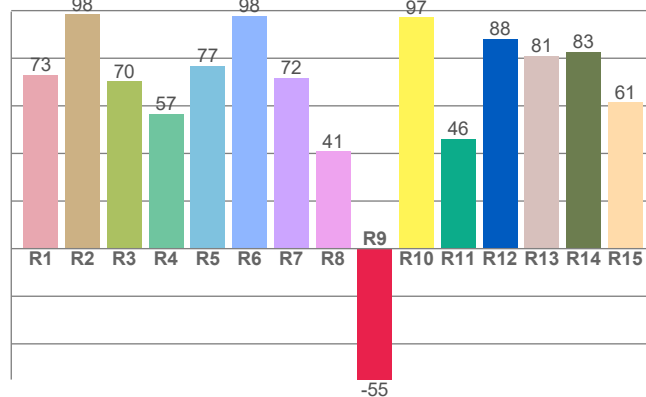
# Photometric & Chromaticity Report

Maverick Storm 3 Beam Wash: Full Spot - Ring - Full Power - Calibration On

## Chromaticity



CRI: 73.2 (R1-R8)

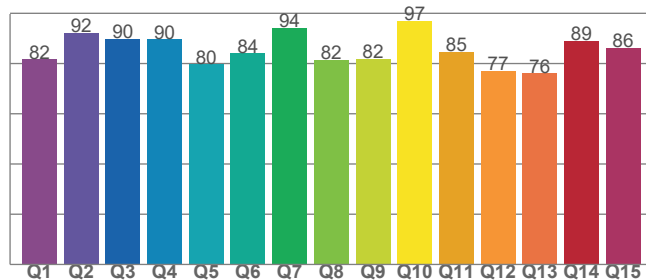


Color Parameters

Color Temperature	Color Coordinate CIE 1931	Color Coordinate CIE 1931
CCT	x	y
8634 K	0.290	0.297

Color Deviation from Black Body Curve	Color Coordinate CIE 1964	Color Coordinate CIE 1964
Δuv	y	u
-0.0044	0.297	0.194

CQS: 84.5



Color Rendering Index	Red Component	Color Quality Scale
CRI	CRI - R9	CQS
73.2	-55.0	84.5

Television Lighting Consistency Index	Color Fidelity	Color Gamut
TLCI	TM30 - Rf	TM30 Rg
60	79.8	116.2

# Photometric & Chromaticity Report

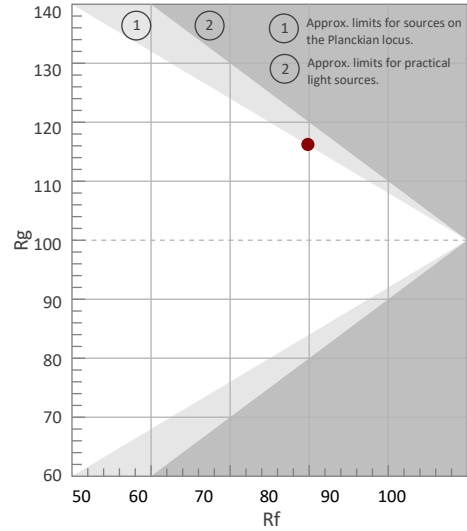
Maverick Storm 3 Beam Wash: Full Spot - Ring - Full Power - Calibration On

## TM-30 Details

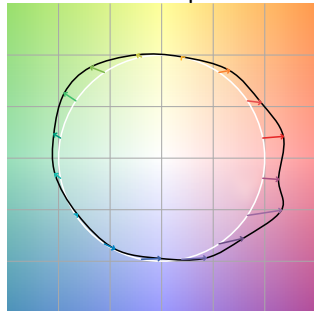
**Rf 79.8**  
Fidelity Index (Rg)

**Rg 116.2**  
Gammut Index (Rg)

Hue Bin	Rf	Graphic shifts (%)	
		Chroma	Hue
1	64	20%	-2%
2	76	10%	-9%
3	82	7%	-8%
4	94	0%	0%
5	88	3%	4%
6	79	12%	8%
7	79	14%	0%
8	79	7%	-3%
9	90	4%	-5%
10	93	-2%	0%
11	78	-1%	11%
12	76	-4%	18%
13	72	3%	23%
14	66	9%	22%
15	64	25%	22%
16	71	15%	2%



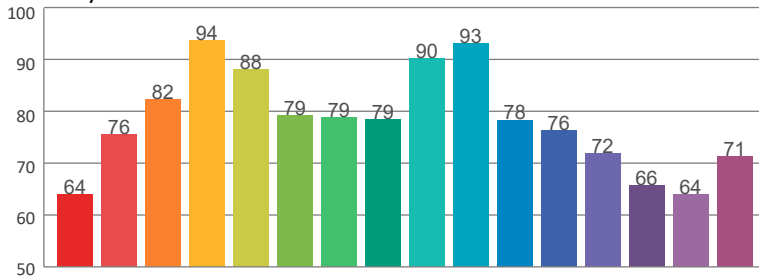
Color Vector Graphic



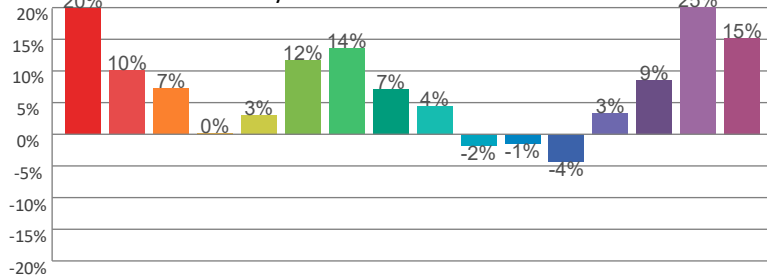
Color Distortion Graphic



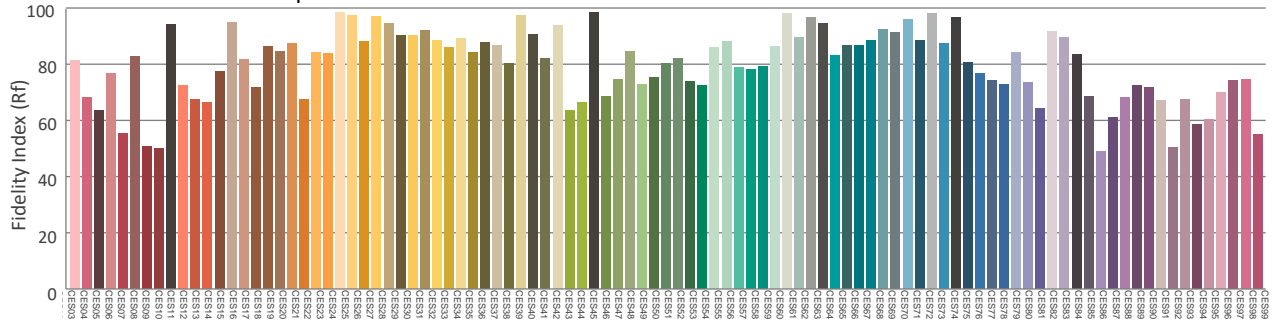
Rf by Hue



Local Chroma Shift by Hue



Color Evaluation Sample



# Photometric & Chromaticity Report

Maverick Storm 3 Beam Wash: Full Spot - Ring - Full Power - Auto

## Report Summary

### Measurements

Fixture Output: 4780 lm  
Fixture Peak: 602890 cd  
Fixture Efficacy: n/a lm/W  
Intensity @ 5m: 24116 lux  
Color Temperature: 0 K  
CRI: 0.0      CRI R9 Value: 0.0  
CQS: 0.0  
TLCI: n/a  
TM-30 Rf: 0.0  
TM-30 Rg: 0.0  
Beam Angle (50%): 5.1°  
Field Angle (10%): 7.7°  
Cutoff Angle (3%): 8.6°

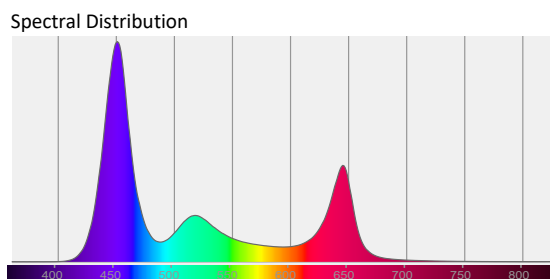
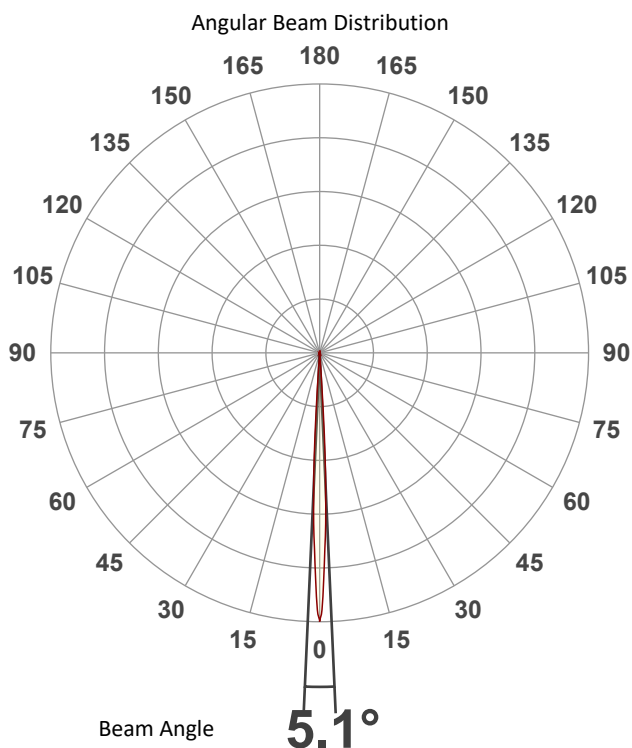


### Conditions

AC Supply: 119 V, 60 Hz  
Power: n/a W  
Current: 0.000 A  
Power Factor: n/a

This data sheet conforms to American National Standard E1.9 – 2007 (R2017). All data was measured and calculated by a Viso Systems LabSpion Goniometer at the Chauvet PD Optics Laboratory in Sunrise, FL on 4/14/2023 to LM-63-2002 Standards.

## Overall Measurement



Tested Color (CIE 1931):

X: 0.237

Y: 0.171



Light Quality

CRI: 0.0

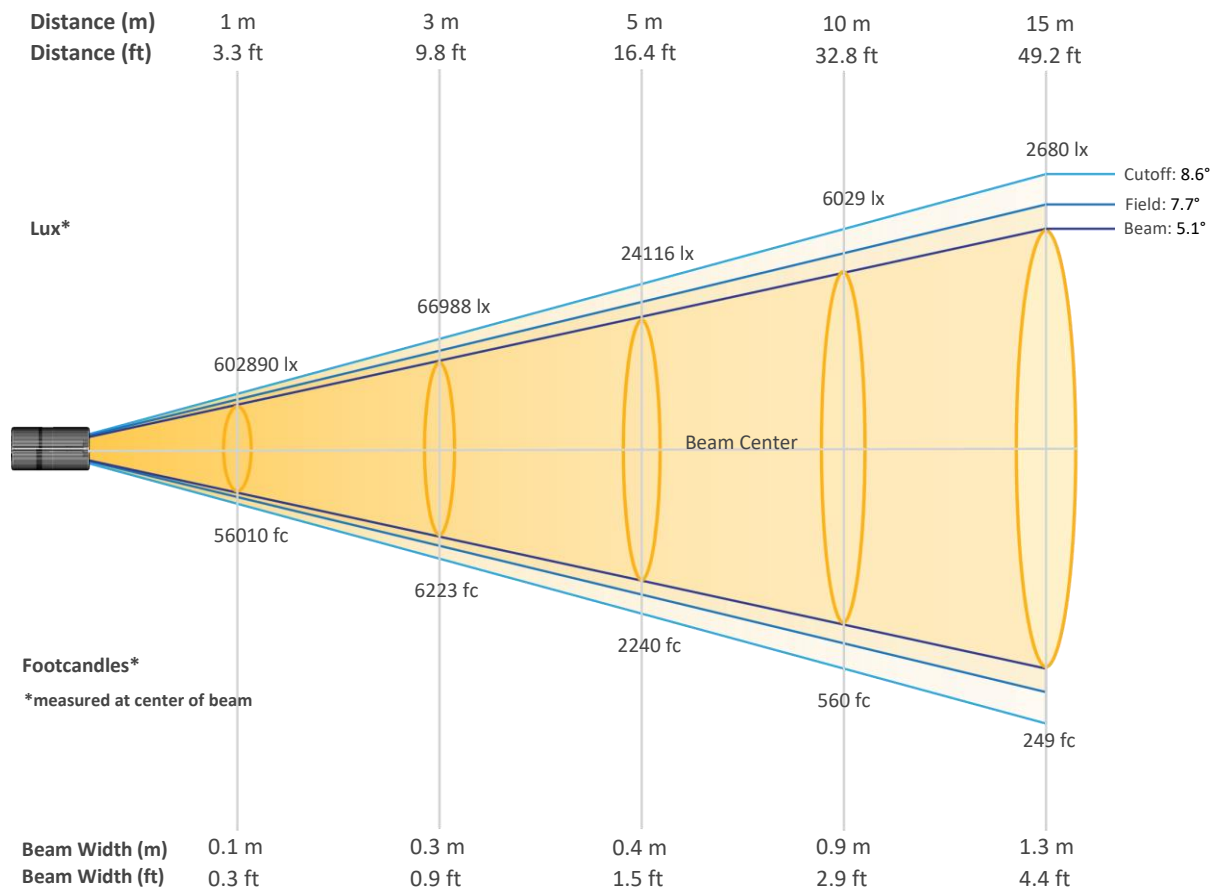
Color Temperature

0 K

# Photometric & Chromaticity Report

Maverick Storm 3 Beam Wash: Full Spot - Ring - Full Power - Auto

## Beam Details

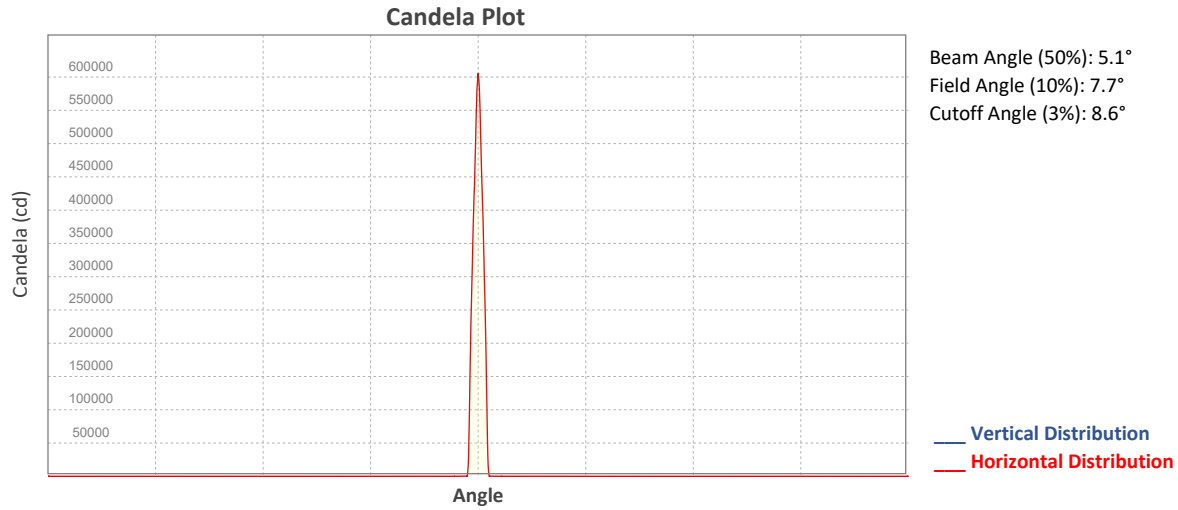


### Beam Intensities from 1-20m (3.3-65.6ft)

Distance	1m	2m	3m	4m	5m	6m	7m	8m	9m	10m
Lux	602890	150723	66988	37681	24116	16747	12304	9420	7443	6029
Distance	11m	12m	13m	14m	15m	16m	17m	18m	19m	20m
Lux	4983	4187	3567	3076	2680	2355	2086	1861	1670	1507
Distance	3.3ft	6.6ft	9.8ft	13.1ft	16.4ft	19.7ft	23ft	26.2ft	29.5ft	32.8ft
FC	56010	14003	6223	3501	2240	1556	1143	875	691	560
Distance	36.1ft	39.4ft	42.7ft	45.9ft	49.2ft	52.5ft	55.8ft	59.1ft	62.3ft	65.6ft
FC	463	389	331	286	249	219	194	173	155	140

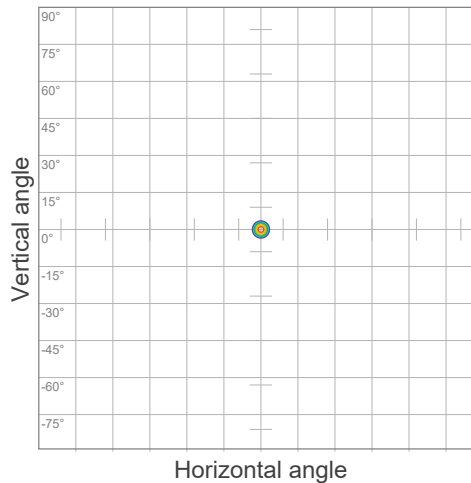
# Photometric & Chromaticity Report

Maverick Storm 3 Beam Wash: Full Spot - Ring - Full Power - Auto



## ISO Diagrams

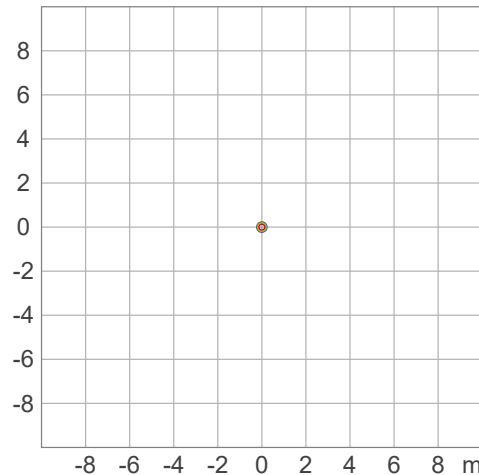
### ISO Candela Diagram



90 %	542601.3 cd
80 %	482312.3 cd
70 %	422023.3 cd
60 %	361734.3 cd
50 %	301445.2 cd
40 %	241156.2 cd
30 %	180867.1 cd
20 %	120578.1 cd
10 %	60289.0 cd

Peak intensity: 602890.4 cd  
 Number of c-planes: 2

### ISO Lux Diagram



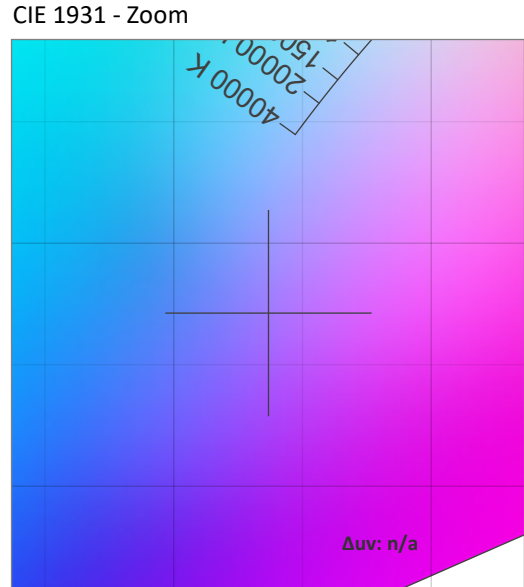
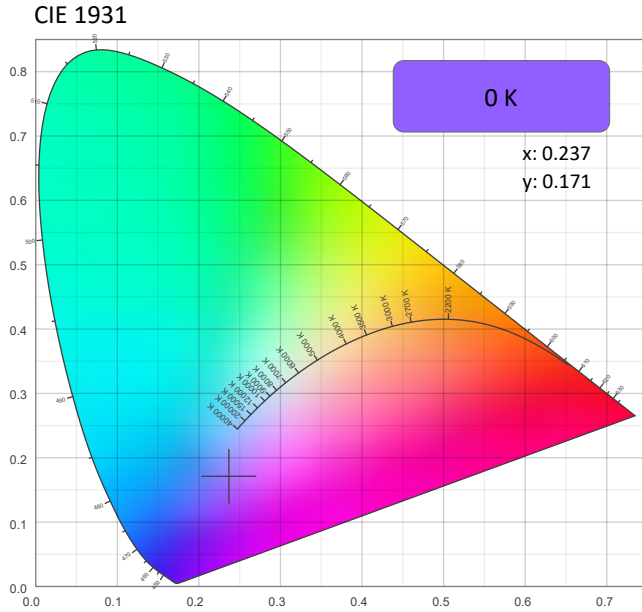
50.0 %	33493.9 lx
30.0 %	20096.4 lx
10.0 %	6698.8 lx
5.0 %	3349.4 lx
3.0 %	2009.6 lx

Peak illuminance: 66987.8 lx  
 Mounting height: 3.0 m  
 Number of c-planes: 2

# Photometric & Chromaticity Report

Maverick Storm 3 Beam Wash: Full Spot - Ring - Full Power - Auto

## Chromaticity



### CRI: 0.0 (R1-R8)

0	0	0	0	0	0	0	0	0	0	0	0	0	0	0
R1	R2	R3	R4	R5	R6	R7	R8	R9	R10	R11	R12	R13	R14	R15

### CQS: 0.0

0	0	0	0	0	0	0	0	0	0	0	0	0	0	0
Q1	Q2	Q3	Q4	Q5	Q6	Q7	Q8	Q9	Q10	Q11	Q12	Q13	Q14	Q15

### Color Parameters

Color Temperature	Color Coordinate CIE 1931	Color Coordinate CIE 1931
CCT	x	y
0 K	0.237	0.171

Color Deviation from Black Body Curve	Color Coordinate CIE 1964	Color Coordinate CIE 1964
Δuv	y	u
n/a	0.171	0.207

Color Rendering Index	Red Component	Color Quality Scale
CRI	CRI - R9	CQS
0.0	0.0	0.0

Television Lighting Consistency Index	Color Fidelity	Color Gamut
TLCI	TM30 - Rf	TM30 Rg
n/a	0.0	0.0

# Photometric & Chromaticity Report

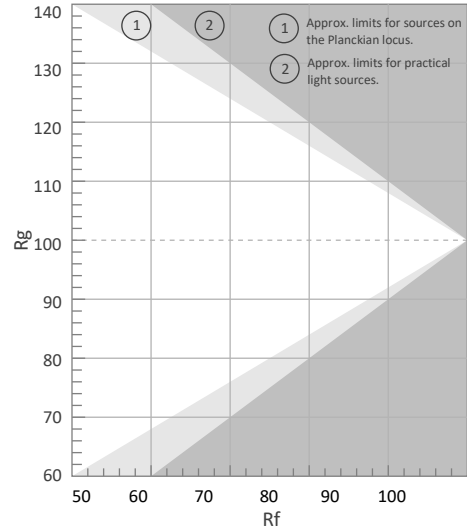
Maverick Storm 3 Beam Wash: Full Spot - Ring - Full Power - Auto

## TM-30 Details

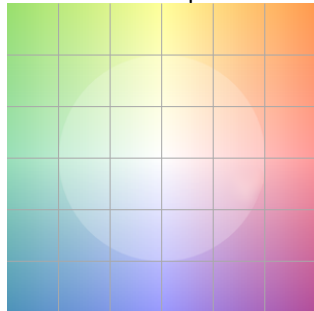
**Rf 0.0**  
Fidelity Index (Rg)

**Rg 0.0**  
Gammut Index (Rg)


Hue Bin	R <sub>f</sub>	Graphic shifts (%)	
		Chroma	Hue
1	0	0%	0%
2	0	0%	0%
3	0	0%	0%
4	0	0%	0%
5	0	0%	0%
6	0	0%	0%
7	0	0%	0%
8	0	0%	0%
9	0	0%	0%
10	0	0%	0%
11	0	0%	0%
12	0	0%	0%
13	0	0%	0%
14	0	0%	0%
15	0	0%	0%
16	0	0%	0%



Color Vector Graphic




Color Distortion Graphic



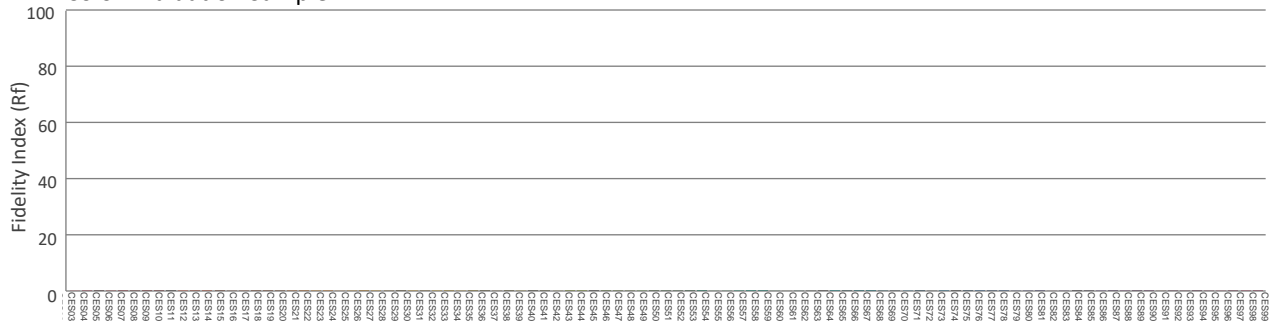
Rf by Hue



Local Chroma Shift by Hue



Color Evaluation Sample



# Photometric & Chromaticity Report

Maverick Storm 3 Beam Wash: Full Spot - Ring - Full Power - Auto - Calibration On

## Report Summary

### Measurements

Fixture Output: 4026 lm  
Fixture Peak: 528091 cd  
Fixture Efficacy: n/a lm/W  
Intensity @ 5m: 21124 lux  
Color Temperature: 8624 K  
CRI: 73.1    CRI R9 Value: -55.5  
CQS: 84.4  
TLCI: 60  
TM-30 Rf: 79.8  
TM-30 Rg: 116.3  
Beam Angle (50%): 5.1°  
Field Angle (10%): 7.7°  
Cutoff Angle (3%): 8.6°

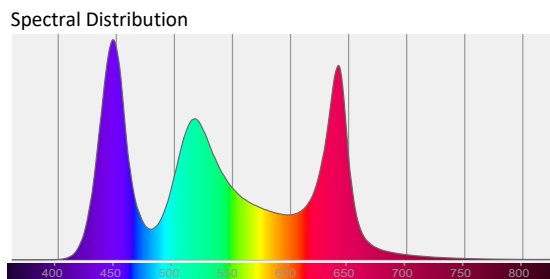
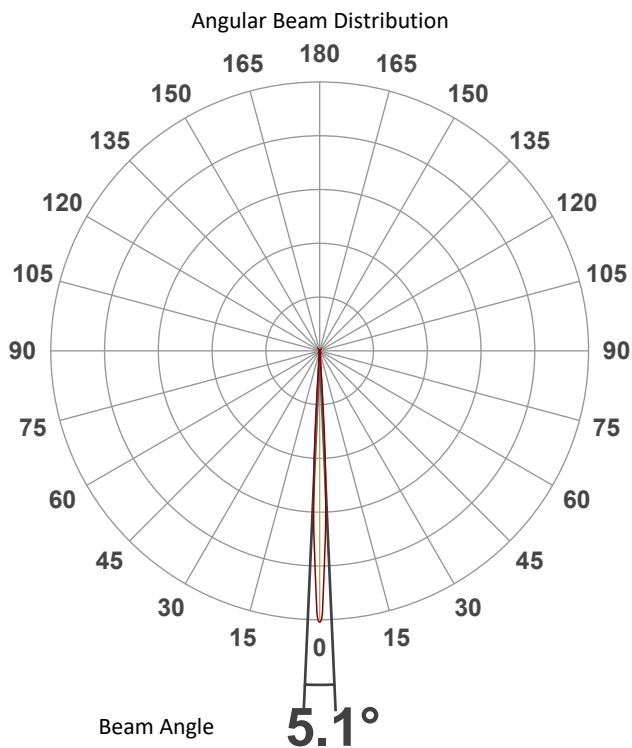


### Conditions

AC Supply: 120 V, 60 Hz  
Power: n/a W  
Current: 0.000 A  
Power Factor: n/a

This data sheet conforms to American National Standard E1.9 – 2007 (R2017). All data was measured and calculated by a Viso Systems LabSpion Goniometer at the Chauvet PD Optics Laboratory in Sunrise, FL on 4/14/2023 to LM-63-2002 Standards.


## Overall Measurement



Tested Color (CIE 1931):

X: 0.291

Y: 0.297



Light Quality

CRI: 73.1

Color Temperature

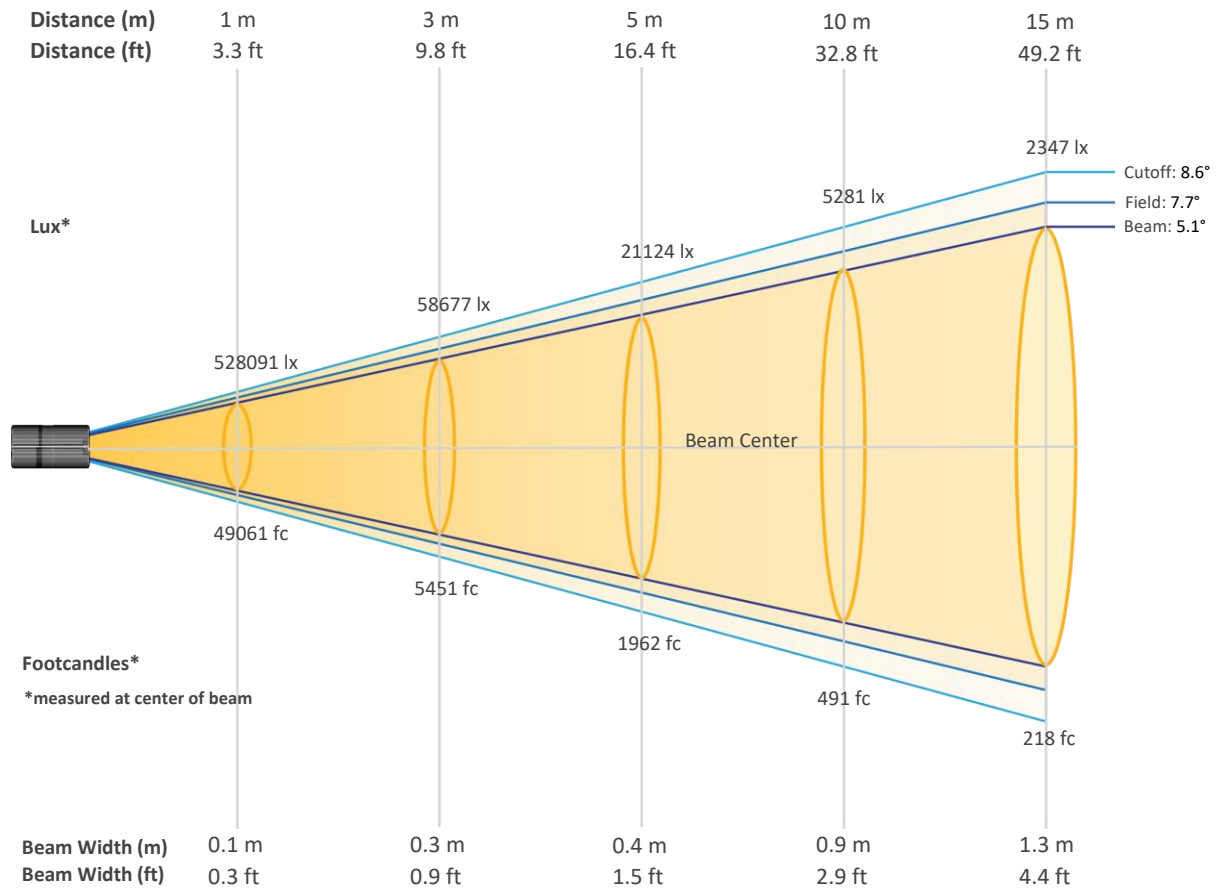
8624 K



# Photometric & Chromaticity Report

Maverick Storm 3 Beam Wash: Full Spot - Ring - Full Power - Auto - Calibration On

## Beam Details

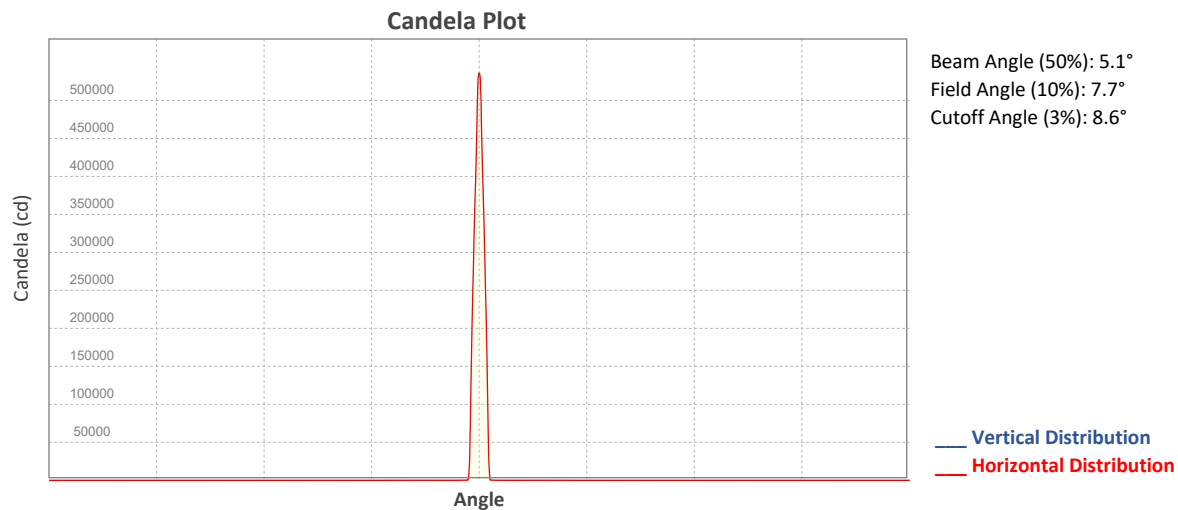


### Beam Intensities from 1-20m (3.3-65.6ft)

Distance	1m	2m	3m	4m	5m	6m	7m	8m	9m	10m
Lux	528091	132023	58677	33006	21124	14669	10777	8251	6520	5281
Distance	11m	12m	13m	14m	15m	16m	17m	18m	19m	20m
Lux	4364	3667	3125	2694	2347	2063	1827	1630	1463	1320
Distance	3.3ft	6.6ft	9.8ft	13.1ft	16.4ft	19.7ft	23ft	26.2ft	29.5ft	32.8ft
FC	49061	12265	5451	3066	1962	1363	1001	767	606	491
Distance	36.1ft	39.4ft	42.7ft	45.9ft	49.2ft	52.5ft	55.8ft	59.1ft	62.3ft	65.6ft
FC	405	341	290	250	218	192	170	151	136	123

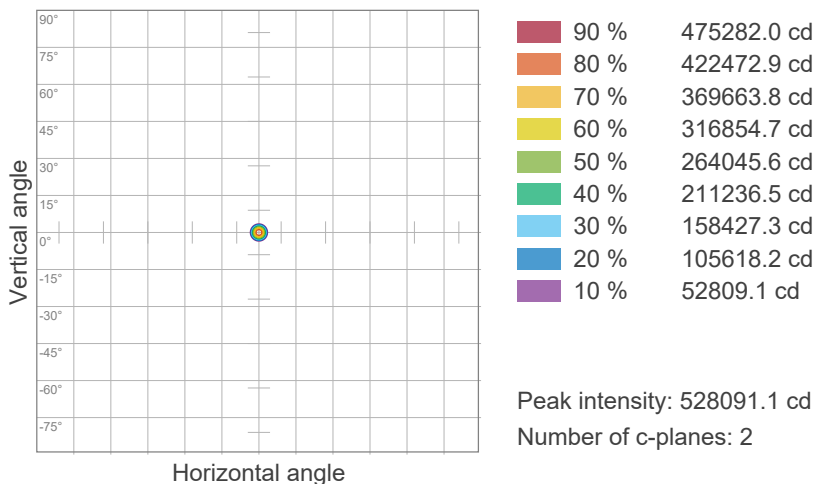
# Photometric & Chromaticity Report

Maverick Storm 3 Beam Wash: Full Spot - Ring - Full Power - Auto - Calibration On

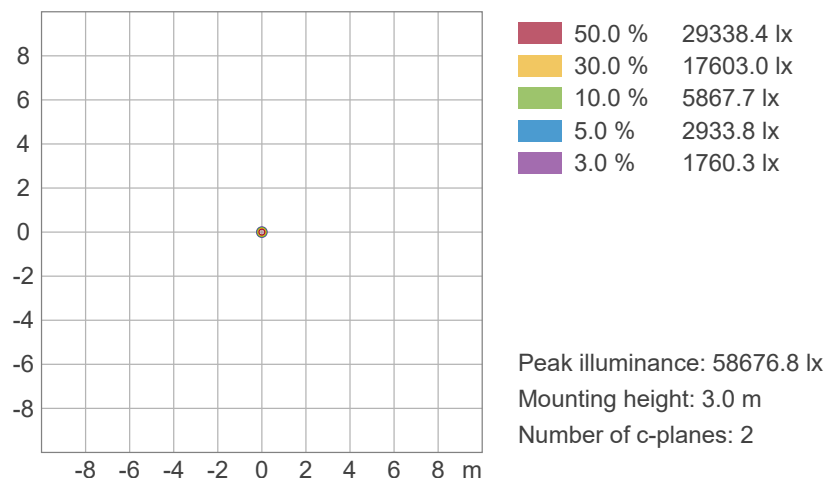


## ISO Diagrams

### ISO Candela Diagram



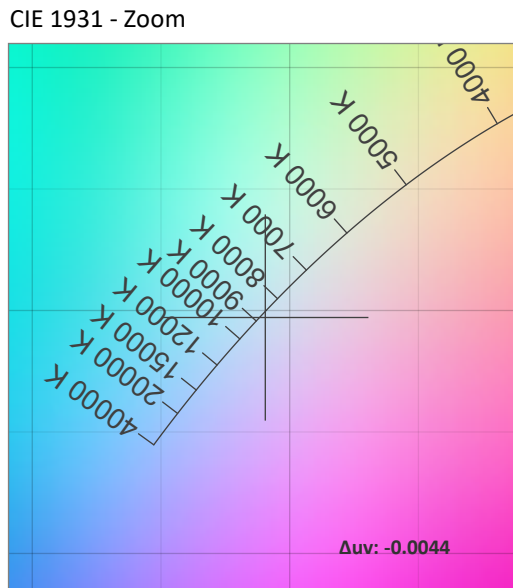
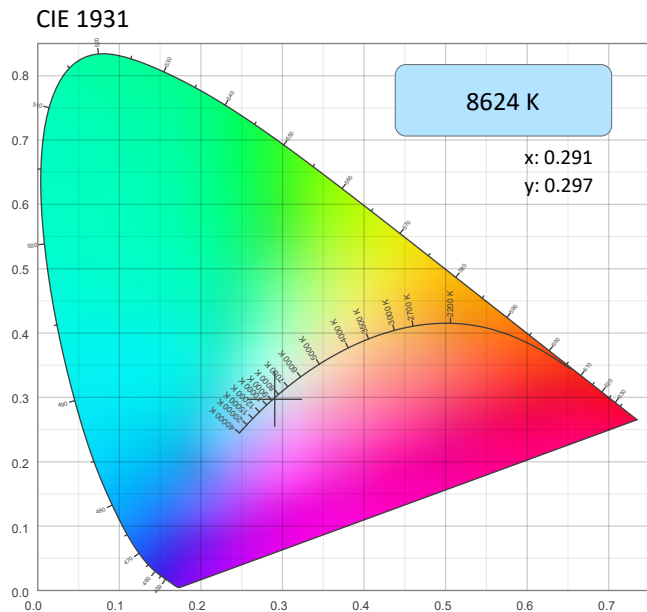
### ISO Lux Diagram



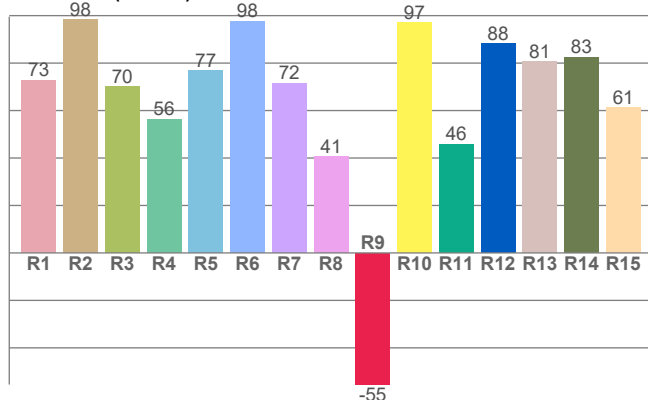
# Photometric & Chromaticity Report

Maverick Storm 3 Beam Wash: Full Spot - Ring - Full Power - Auto - Calibration On

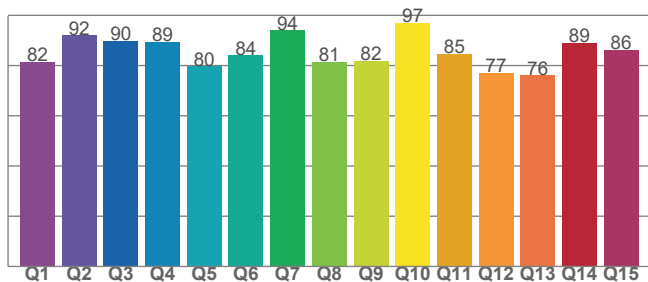
## Chromaticity



CRI: 73.1 (R1-R8)



CQS: 84.4



## Color Parameters

Color Temperature	Color Coordinate CIE 1931	Color Coordinate CIE 1931
CCT	x	y
8624 K	0.291	0.297

Color Deviation from Black Body Curve	Color Coordinate CIE 1964	Color Coordinate CIE 1964
Δuv	y	u
-0.0044	0.297	0.194

Color Rendering Index	Red Component	Color Quality Scale
CRI	CRI - R9	CQS
73.1	-55.5	84.4

Television Lighting Consistency Index	Color Fidelity	Color Gamut
TLCI	TM30 - Rf	TM30 Rg
60	79.8	116.3

# Photometric & Chromaticity Report

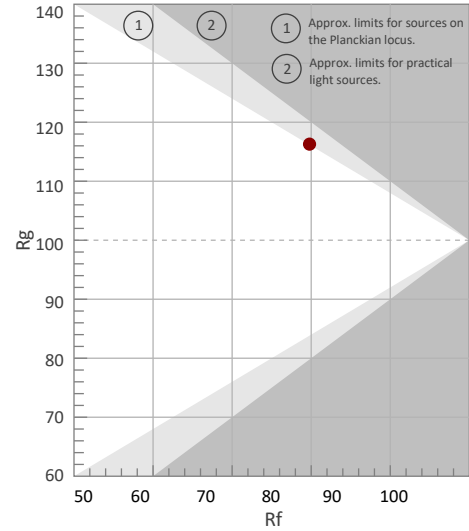
Maverick Storm 3 Beam Wash: Full Spot - Ring - Full Power - Auto - Calibration On

## TM-30 Details

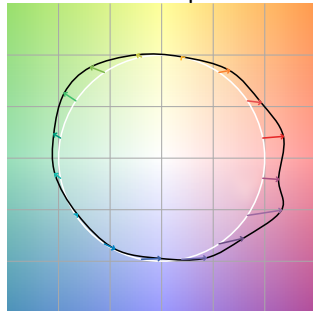
**Rf 79.8**  
Fidelity Index (Rg)

**Rg 116.3**  
Gammut Index (Rg)


Hue Bin	Rf	Graphic shifts (%)	
		Chroma	Hue
1	64	20%	-2%
2	76	10%	-9%
3	82	7%	-8%
4	94	0%	0%
5	88	3%	4%
6	79	12%	8%
7	79	14%	0%
8	78	7%	-3%
9	90	5%	-5%
10	93	-2%	0%
11	78	-1%	11%
12	76	-4%	18%
13	72	3%	23%
14	66	9%	22%
15	64	25%	23%
16	71	15%	2%



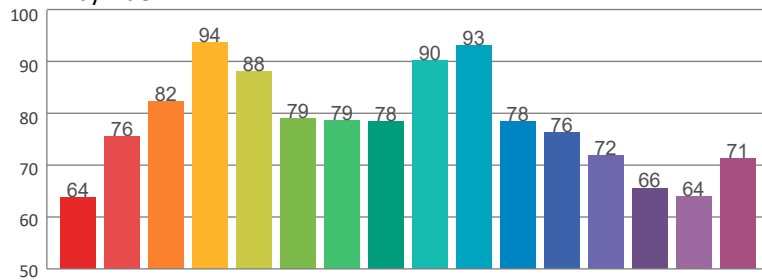
Color Vector Graphic



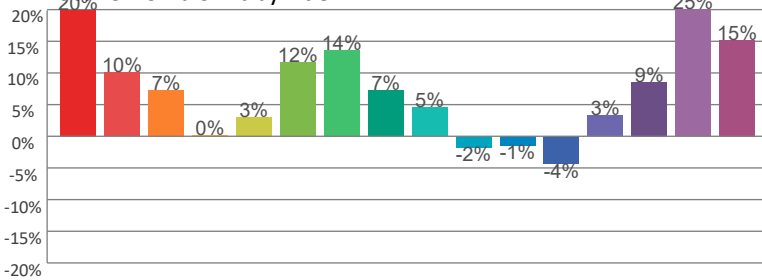
Color Distortion Graphic



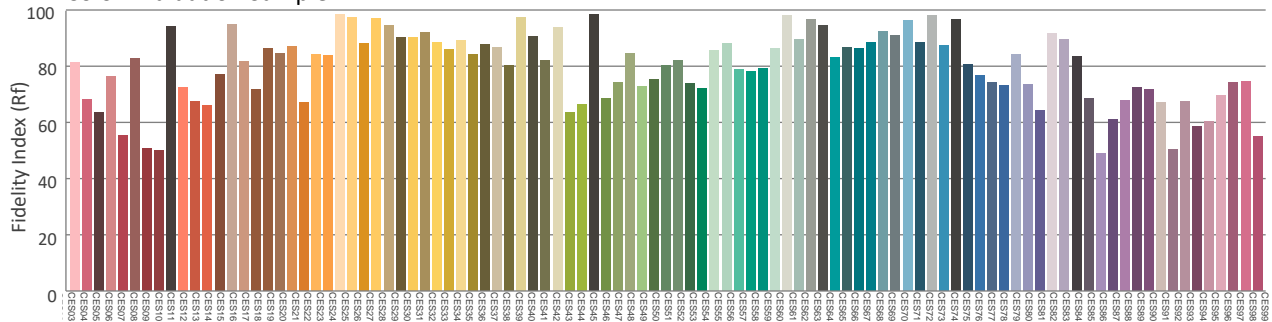
Rf by Hue



Local Chroma Shift by Hue



Color Evaluation Sample



# Photometric & Chromaticity Report

Maverick Storm 3 Beam Wash: Full Spot - Ring - Full Power - ECO

## Report Summary

### Measurements

Fixture Output: 5033 lm  
Fixture Peak: 580369 cd  
Fixture Efficacy: n/a lm/W  
Intensity @ 5m: 23215 lux  
Color Temperature: 0 K  
CRI: 0.0      CRI R9 Value: 0.0  
CQS: 0.0  
TLCI: n/a  
TM-30 Rf: 0.0  
TM-30 Rg: 0.0  
Beam Angle (50%): 5.2°  
Field Angle (10%): 8°  
Cutoff Angle (3%): 9.5°

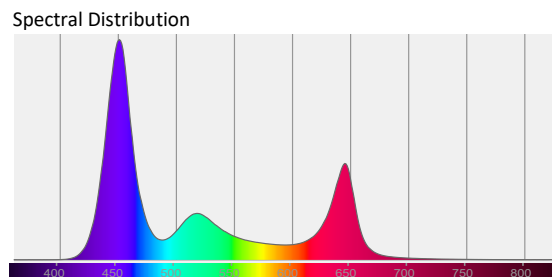
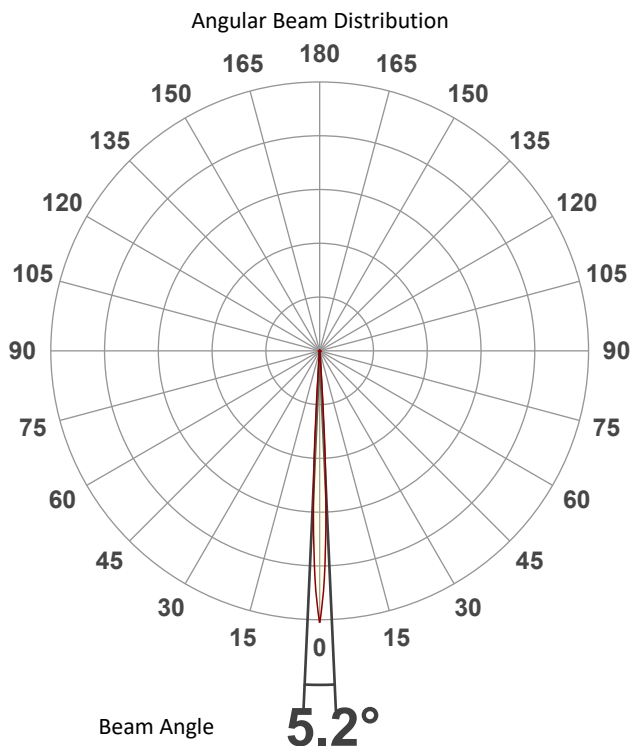


### Conditions

AC Supply: 119 V, 60 Hz  
Power: n/a W  
Current: 0.000 A  
Power Factor: n/a

This data sheet conforms to American National Standard E1.9 – 2007 (R2017). All data was measured and calculated by a Viso Systems LabSpion Goniometer at the Chauvet PD Optics Laboratory in Sunrise, FL on 4/14/2023 to LM-63-2002 Standards.

## Overall Measurement



Tested Color (CIE 1931):  
X: 0.237  
Y: 0.171

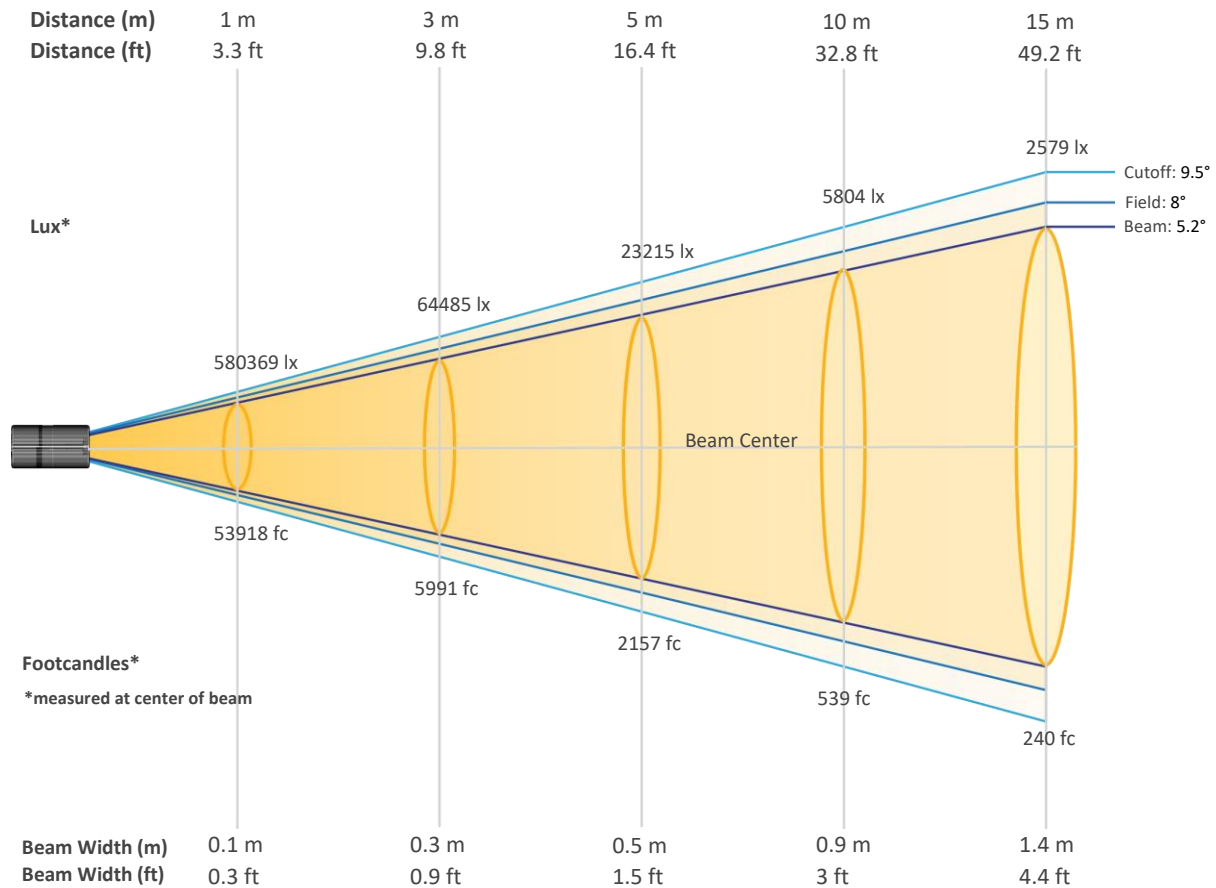
Light Quality  
CRI: 0.0

Color Temperature  
0 K

# Photometric & Chromaticity Report

Maverick Storm 3 Beam Wash: Full Spot - Ring - Full Power - ECO

## Beam Details

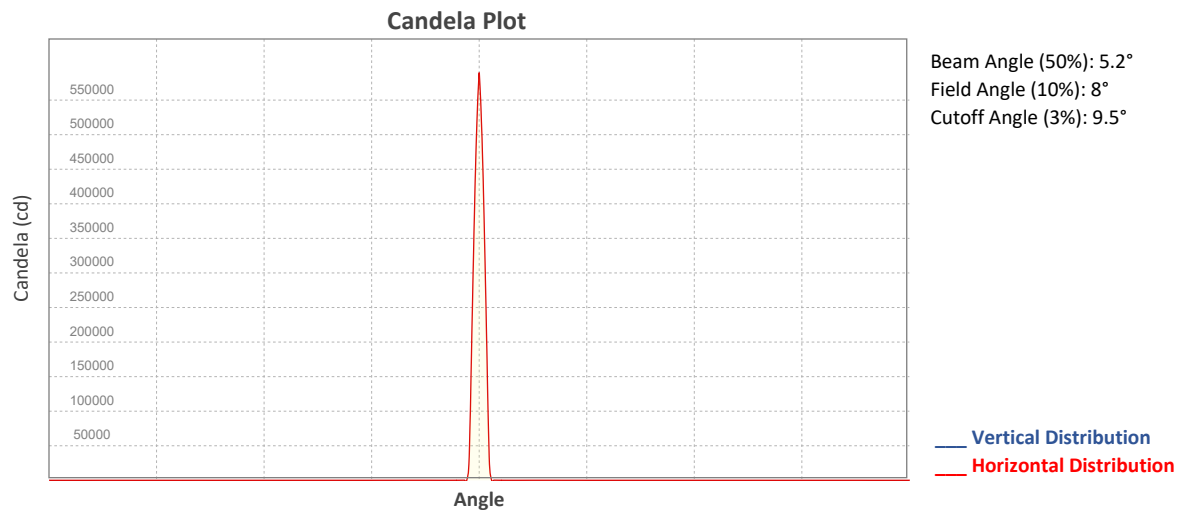


### Beam Intensities from 1-20m (3.3-65.6ft)

Distance	1m	2m	3m	4m	5m	6m	7m	8m	9m	10m
Lux	580369	145092	64485	36273	23215	16121	11844	9068	7165	5804
Distance	11m	12m	13m	14m	15m	16m	17m	18m	19m	20m
Lux	4796	4030	3434	2961	2579	2267	2008	1791	1608	1451
Distance	3.3ft	6.6ft	9.8ft	13.1ft	16.4ft	19.7ft	23ft	26.2ft	29.5ft	32.8ft
FC	53918	13480	5991	3370	2157	1498	1100	842	666	539
Distance	36.1ft	39.4ft	42.7ft	45.9ft	49.2ft	52.5ft	55.8ft	59.1ft	62.3ft	65.6ft
FC	446	374	319	275	240	211	187	166	149	135

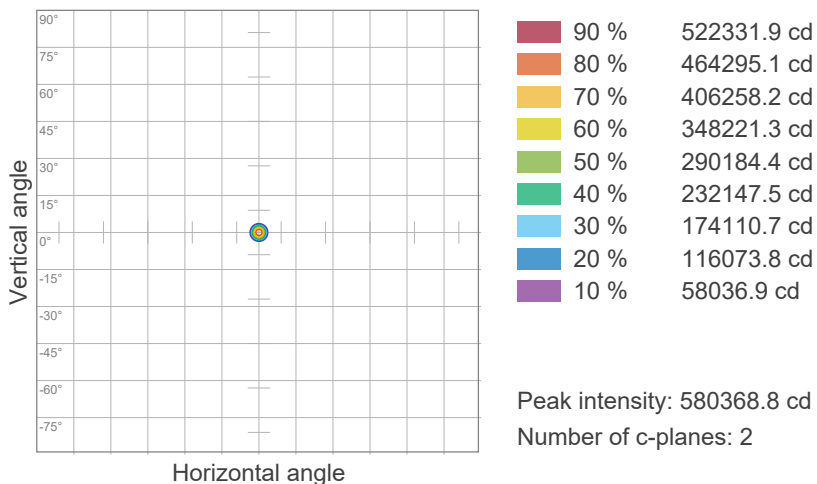
# Photometric & Chromaticity Report

Maverick Storm 3 Beam Wash: Full Spot - Ring - Full Power - ECO

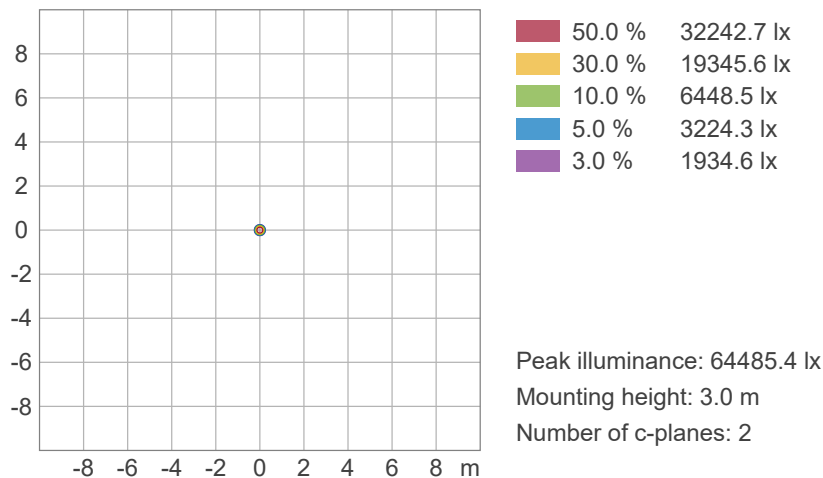


## ISO Diagrams

### ISO Candela Diagram



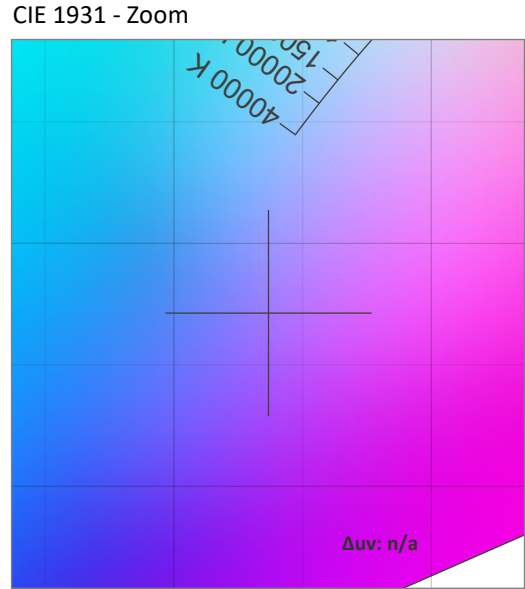
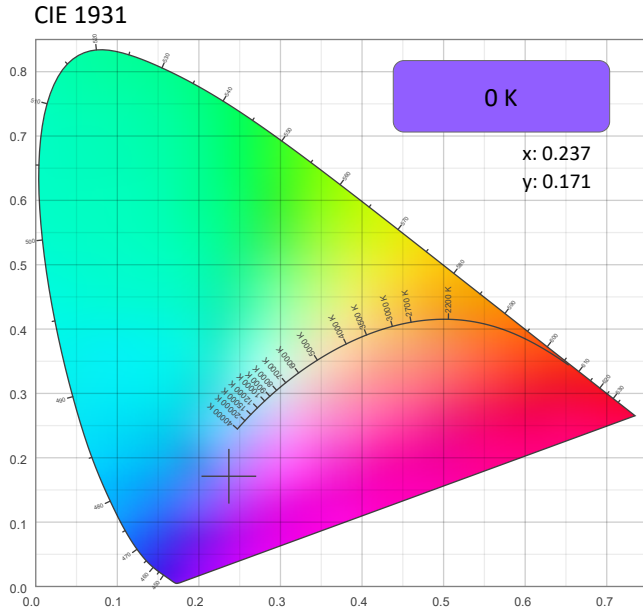
### ISO Lux Diagram



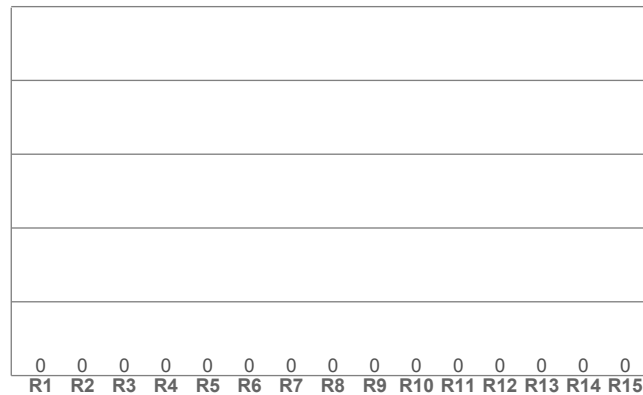
# Photometric & Chromaticity Report

Maverick Storm 3 Beam Wash: Full Spot - Ring - Full Power - ECO

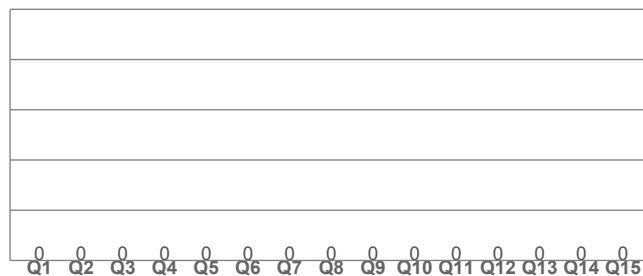
## Chromaticity



### CRI: 0.0 (R1-R8)



### CQS: 0.0



### Color Parameters

Color Temperature	Color Coordinate CIE 1931	Color Coordinate CIE 1931
CCT	x	y
0 K	0.237	0.171

Color Deviation from Black Body Curve	Color Coordinate CIE 1964	Color Coordinate CIE 1964
Δuv	y	u
n/a	0.171	0.207

Color Rendering Index	Red Component	Color Quality Scale
CRI	CRI - R9	CQS
0.0	0.0	0.0

Television Lighting Consistency Index	Color Fidelity	Color Gamut
TLCI	TM30 - Rf	TM30 Rg
n/a	0.0	0.0



# Photometric & Chromaticity Report

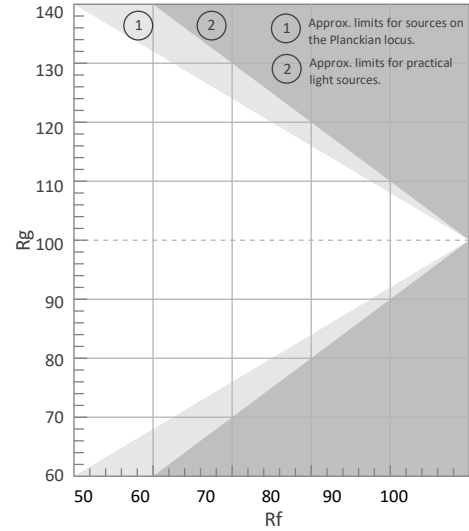
Maverick Storm 3 Beam Wash: Full Spot - Ring - Full Power - ECO

## TM-30 Details


**Rf 0.0**  
Fidelity Index  
(Rg)

**Rg 0.0**  
Gammut Index (Rg)


Hue Bin	R <sub>f</sub>	Graphic shifts (%)	
		Chroma	Hue
1	0	0%	0%
2	0	0%	0%
3	0	0%	0%
4	0	0%	0%
5	0	0%	0%
6	0	0%	0%
7	0	0%	0%
8	0	0%	0%
9	0	0%	0%
10	0	0%	0%
11	0	0%	0%
12	0	0%	0%
13	0	0%	0%
14	0	0%	0%
15	0	0%	0%
16	0	0%	0%




Color Vector Graphic




Color Distortion Graphic



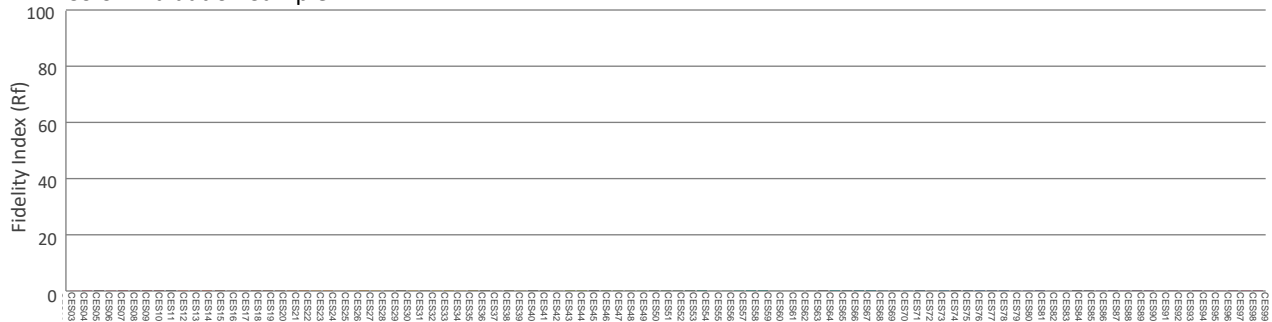
Rf by Hue



Local Chroma Shift by Hue



Color Evaluation Sample



# Photometric & Chromaticity Report

Maverick Storm 3 Beam Wash: Full Spot - Ring - Full Power - ECO - Calibration On

## Report Summary

### Measurements

Fixture Output: 3923 lm  
Fixture Peak: 537487 cd  
Fixture Efficacy: n/a lm/W  
Intensity @ 5m: 21499 lux  
Color Temperature: 8798 K  
CRI: 74.3    CRI R9 Value: -49.8  
CQS: 84.9  
TLCI: 62  
TM-30 Rf: 80.4  
TM-30 Rg: 115.4  
Beam Angle (50%): 4.9°  
Field Angle (10%): 7.7°  
Cutoff Angle (3%): 8.5°

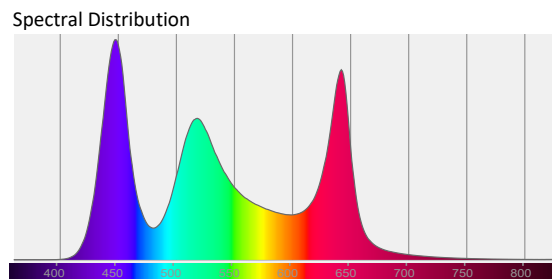
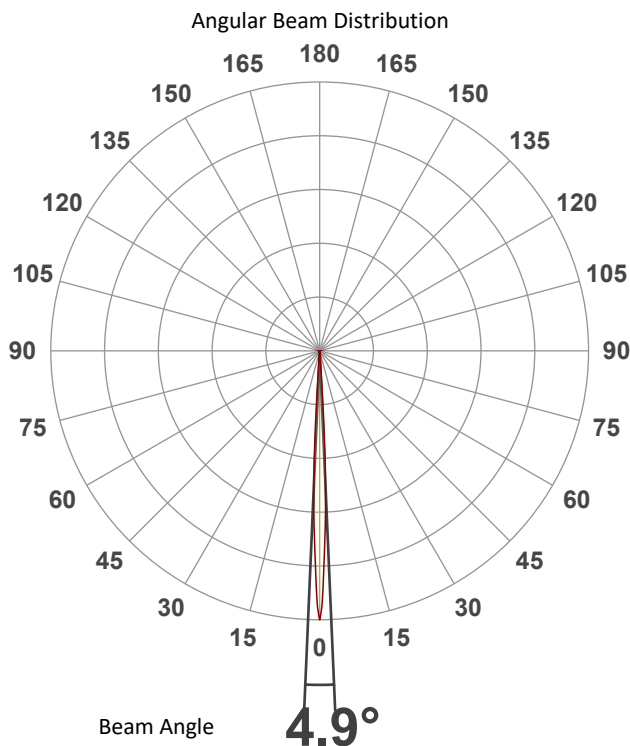


### Conditions


AC Supply: 120 V, 60 Hz  
Power: n/a W  
Current: 0.000 A  
Power Factor: n/a

This data sheet conforms to American National Standard E1.9 – 2007 (R2017). All data was measured and calculated by a Viso Systems LabSpion Goniometer at the Chauvet PD Optics Laboratory in Sunrise, FL on 4/14/2023 to LM-63-2002 Standards.

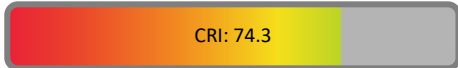
## Overall Measurement




Tested Color (CIE 1931):  
X: 0.289  
Y: 0.297



Light Quality  
CRI: 74.3



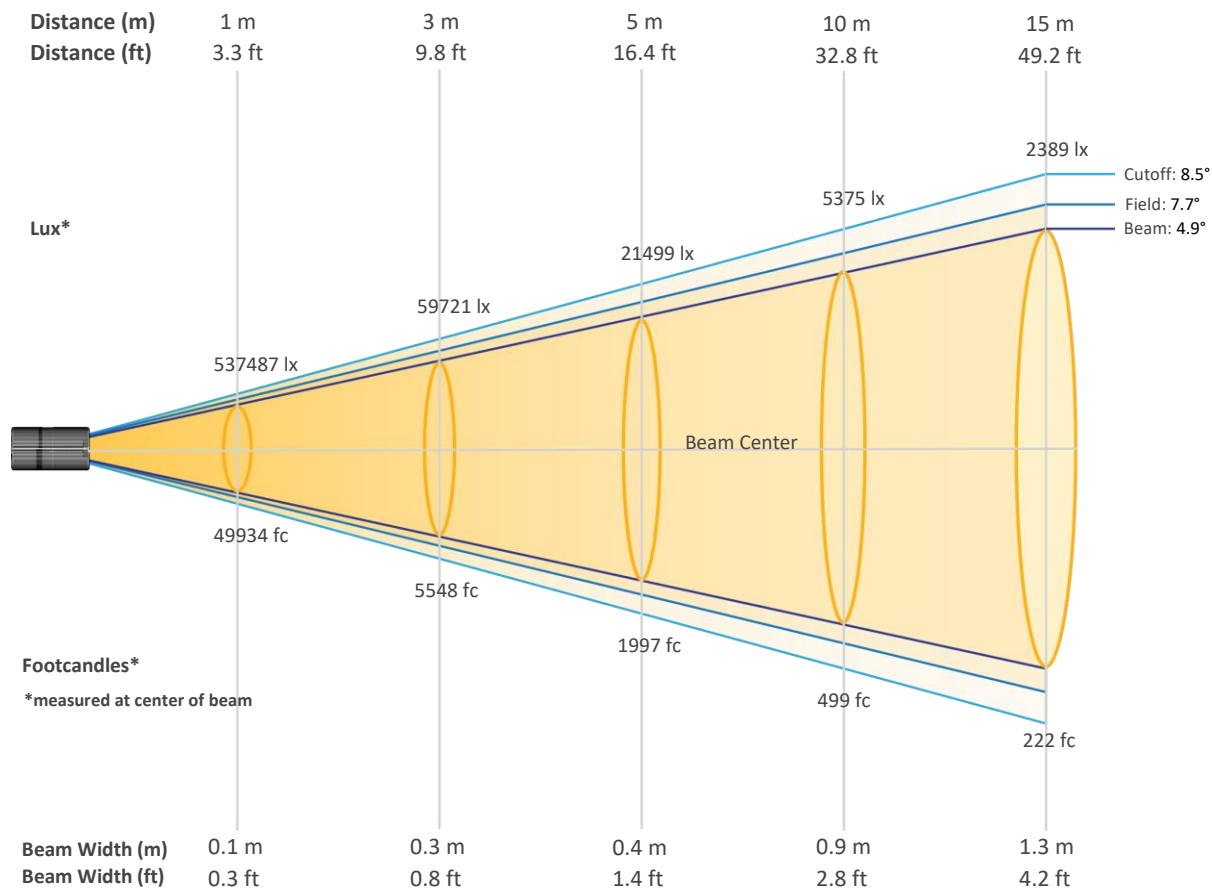
Color Temperature  
8798 K



# Photometric & Chromaticity Report

Maverick Storm 3 Beam Wash: Full Spot - Ring - Full Power - ECO - Calibration On

## Beam Details

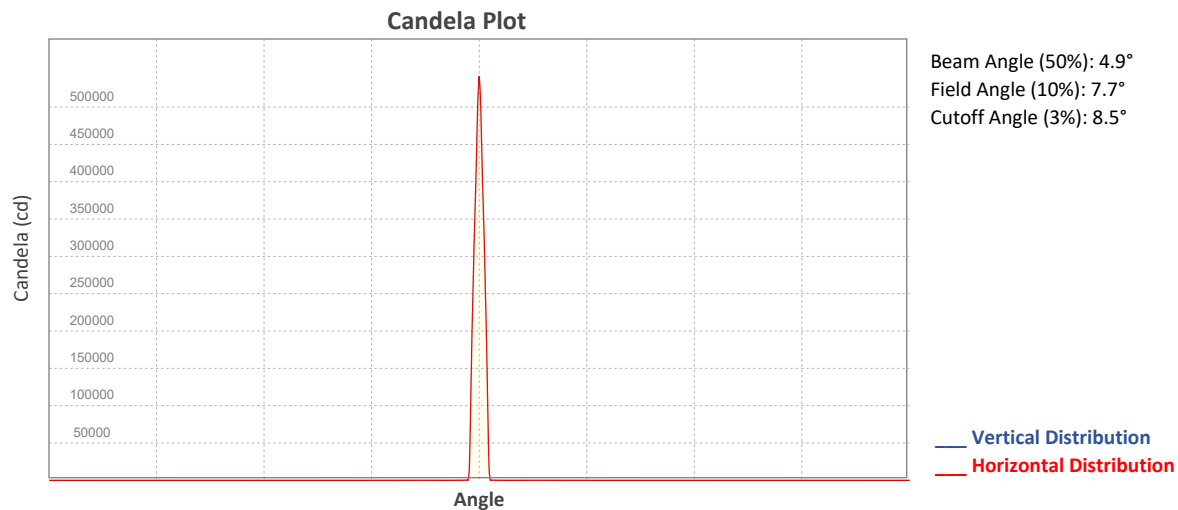


### Beam Intensities from 1-20m (3.3-65.6ft)

Distance	1m	2m	3m	4m	5m	6m	7m	8m	9m	10m
Lux	537487	134372	59721	33593	21499	14930	10969	8398	6636	5375
Distance	11m	12m	13m	14m	15m	16m	17m	18m	19m	20m
Lux	4442	3733	3180	2742	2389	2100	1860	1659	1489	1344
Distance	3.3ft	6.6ft	9.8ft	13.1ft	16.4ft	19.7ft	23ft	26.2ft	29.5ft	32.8ft
FC	49934	12484	5548	3121	1997	1387	1019	780	616	499
Distance	36.1ft	39.4ft	42.7ft	45.9ft	49.2ft	52.5ft	55.8ft	59.1ft	62.3ft	65.6ft
FC	413	347	295	255	222	195	173	154	138	125

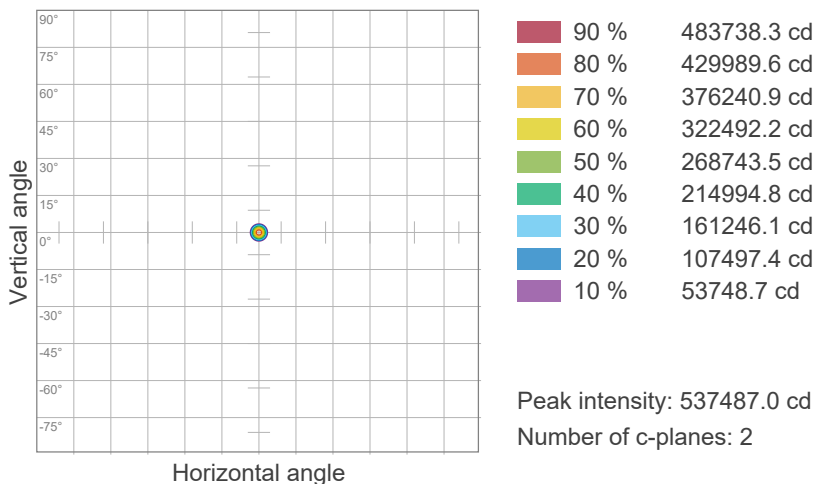
# Photometric & Chromaticity Report

Maverick Storm 3 Beam Wash: Full Spot - Ring - Full Power - ECO - Calibration On

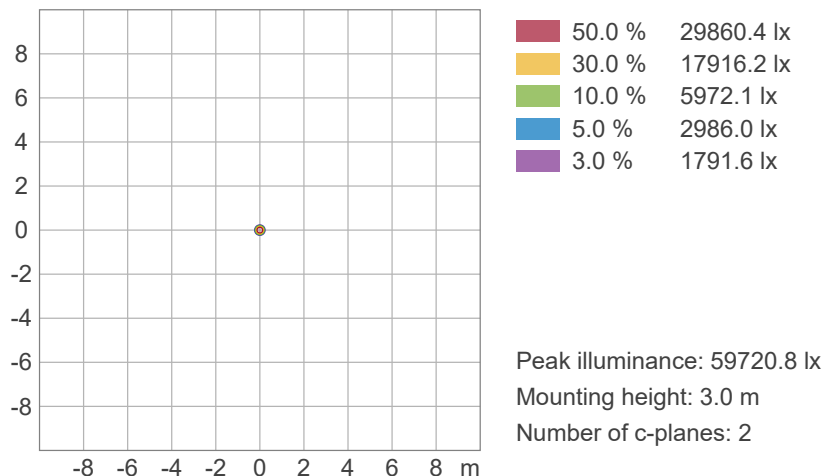


## ISO Diagrams

### ISO Candela Diagram



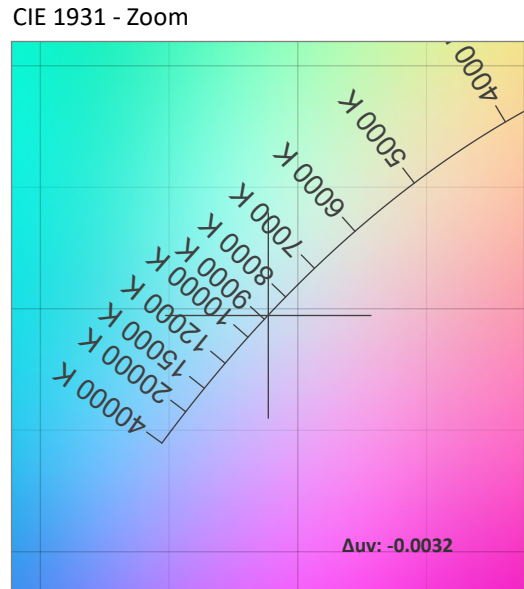
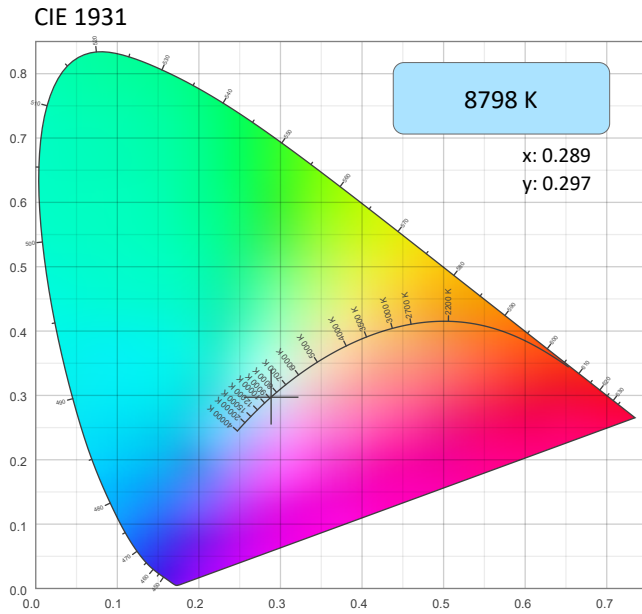
### ISO Lux Diagram



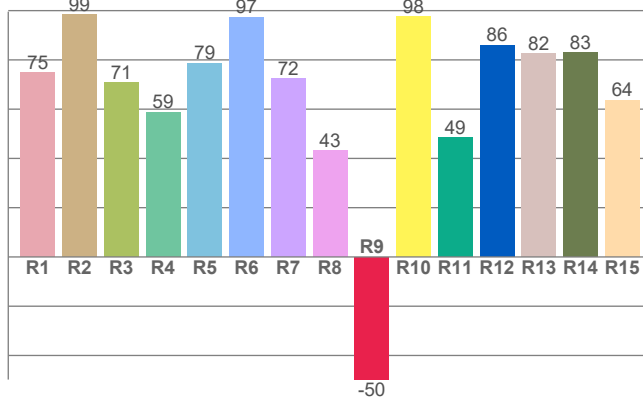
# Photometric & Chromaticity Report

Maverick Storm 3 Beam Wash: Full Spot - Ring - Full Power - ECO - Calibration On

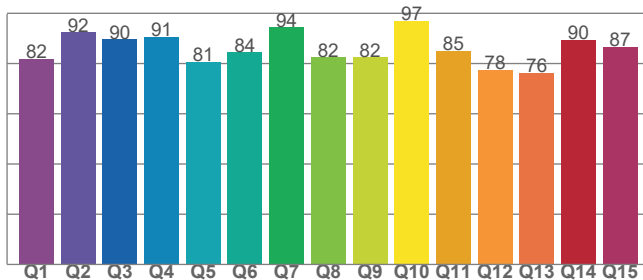
## Chromaticity



### CRI: 74.3 (R1-R8)



### CQS: 84.9



### Color Parameters

Color Temperature	Color Coordinate CIE 1931	Color Coordinate CIE 1931
CCT	x	y
8798 K	0.289	0.297

Color Deviation from Black Body Curve	Color Coordinate CIE 1964	Color Coordinate CIE 1964
$\Delta uv$	y	u
-0.0032	0.297	0.193

Color Rendering Index	Red Component	Color Quality Scale
CRI	CRI - R9	CQS
74.3	-49.8	84.9

Television Lighting Consistency Index	Color Fidelity	Color Gamut
TLCI	TM30 - Rf	TM30 Rg
62	80.4	115.4

# Photometric & Chromaticity Report

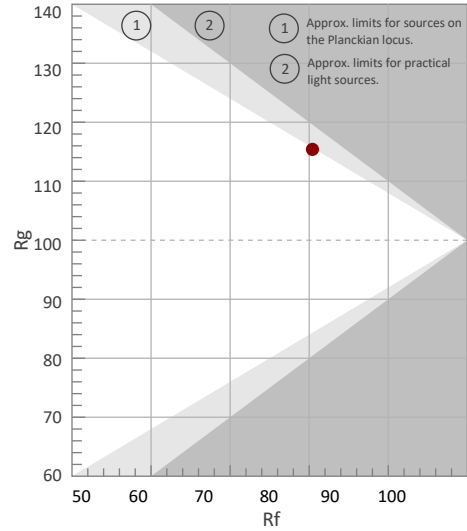
Maverick Storm 3 Beam Wash: Full Spot - Ring - Full Power - ECO - Calibration On

## TM-30 Details

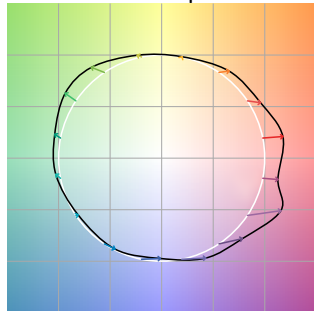
**Rf 80.4**  
Fidelity Index (Rg)

**Rg 115.4**  
Gammut Index (Rg)

Hue Bin	R <sub>f</sub>	Graphic shifts (%)	
		Chroma	Hue
1	65	19%	-2%
2	76	10%	-9%
3	81	7%	-7%
4	94	0%	0%
5	89	3%	4%
6	80	11%	8%
7	80	13%	0%
8	80	6%	-2%
9	91	4%	-5%
10	93	-2%	1%
11	78	-2%	11%
12	76	-4%	18%
13	72	3%	23%
14	67	8%	22%
15	65	24%	22%
16	72	15%	2%



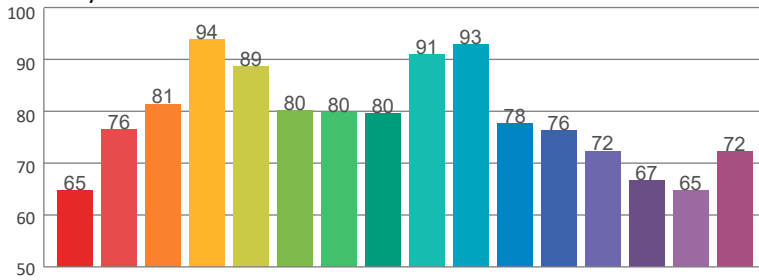
Color Vector Graphic



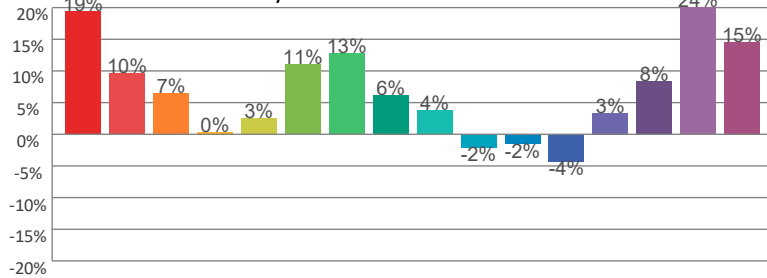
Color Distortion Graphic



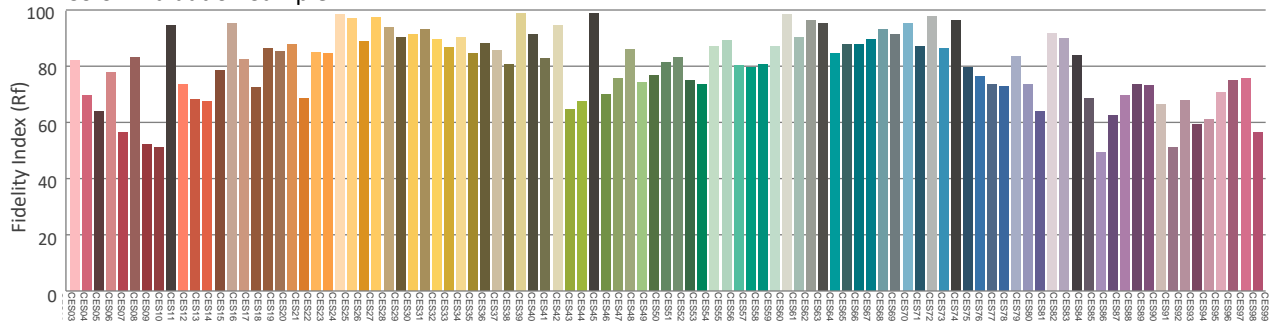
Rf by Hue



Local Chroma Shift by Hue



Color Evaluation Sample



# Photometric & Chromaticity Report

Maverick Storm 3 Beam Wash: Full Spot with Both Zoom Zone - Full Power

## Report Summary

### Measurements

Fixture Output: 10502 lm  
Fixture Peak: 1558389 cd  
Fixture Efficacy: n/a lm/W  
Intensity @ 5m: 62336 lux  
Color Temperature: 0 K  
CRI: 0.0      CRI R9 Value: 0.0  
CQS: 0.0  
TLCI: n/a  
TM-30 Rf: 0.0  
TM-30 Rg: 0.0  
Beam Angle (50%): 4°  
Field Angle (10%): 6.9°  
Cutoff Angle (3%): 8.2°

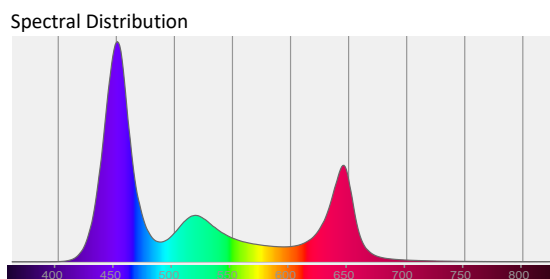
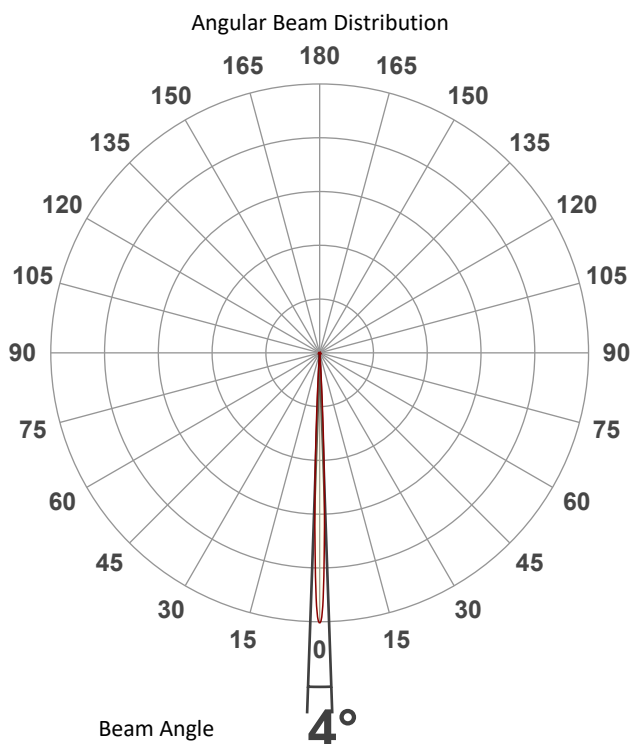


### Conditions

AC Supply: 115 V, 60 Hz  
Power: n/a W  
Current: 0.000 A  
Power Factor: n/a

This data sheet conforms to American National Standard E1.9 – 2007 (R2017). All data was measured and calculated by a Viso Systems LabSpion Goniometer at the Chauvet PD Optics Laboratory in Sunrise, FL on 4/14/2023 to LM-63-2002 Standards.

## Overall Measurement



Tested Color (CIE 1931):

X: 0.237

Y: 0.172



Light Quality

CRI: 0.0

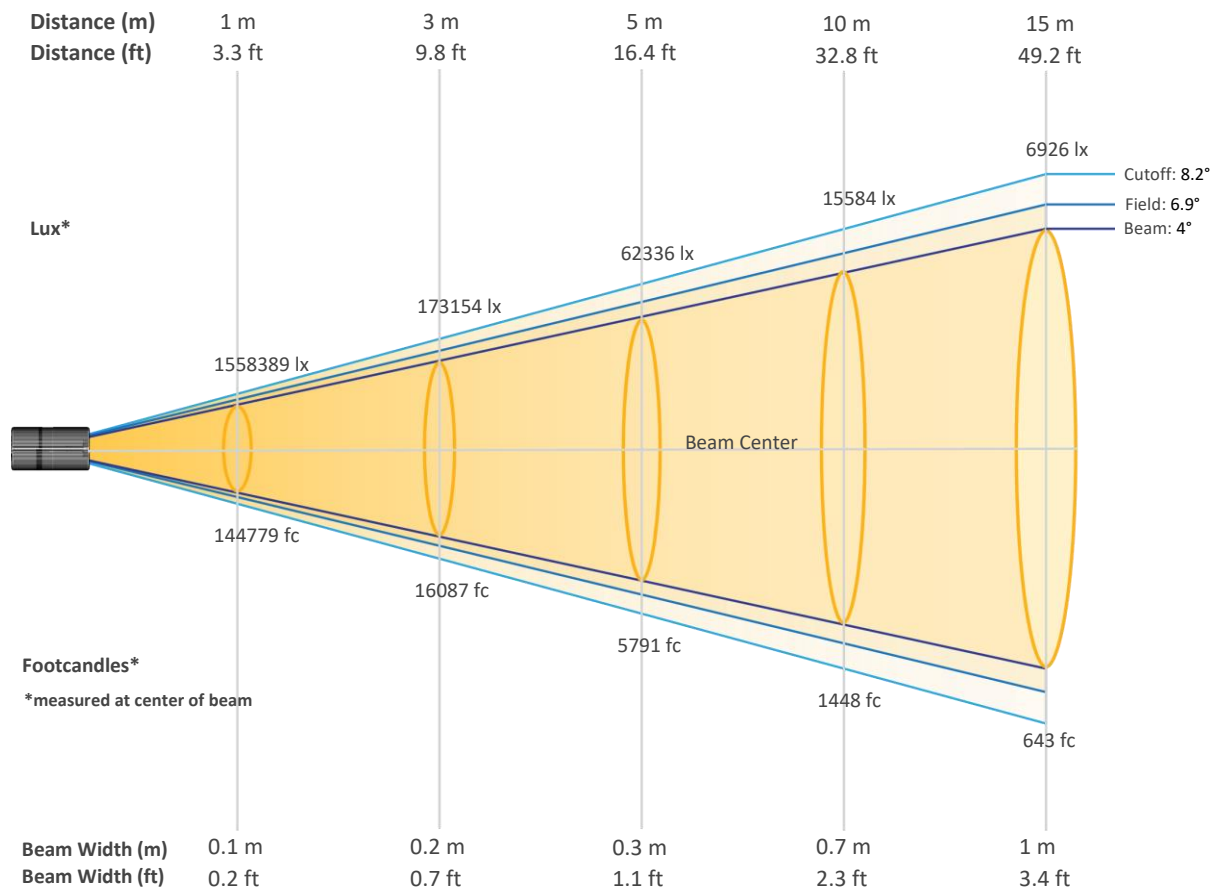
Color Temperature

0 K

# Photometric & Chromaticity Report

## Maverick Storm 3 Beam Wash: Full Spot with Both Zoom Zone - Full Power

### Beam Details



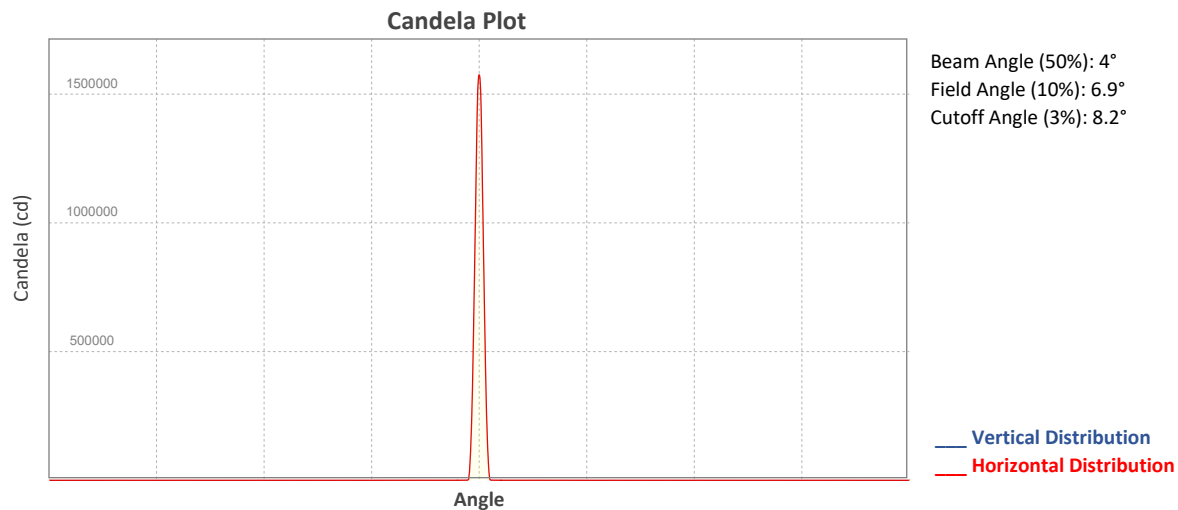
### Beam Intensities from 1-20m (3.3-65.6ft)

Distance	1m	2m	3m	4m	5m	6m	7m	8m	9m	10m
Lux	1558389	389597	173154	97399	62336	43289	31804	24350	19239	15584
Distance	11m	12m	13m	14m	15m	16m	17m	18m	19m	20m
Lux	12879	10822	9221	7951	6926	6087	5392	4810	4317	3896
Distance	3.3ft	6.6ft	9.8ft	13.1ft	16.4ft	19.7ft	23ft	26.2ft	29.5ft	32.8ft
FC	144779	36195	16087	9049	5791	4022	2955	2262	1787	1448
Distance	36.1ft	39.4ft	42.7ft	45.9ft	49.2ft	52.5ft	55.8ft	59.1ft	62.3ft	65.6ft
FC	1197	1005	857	739	643	566	501	447	401	362



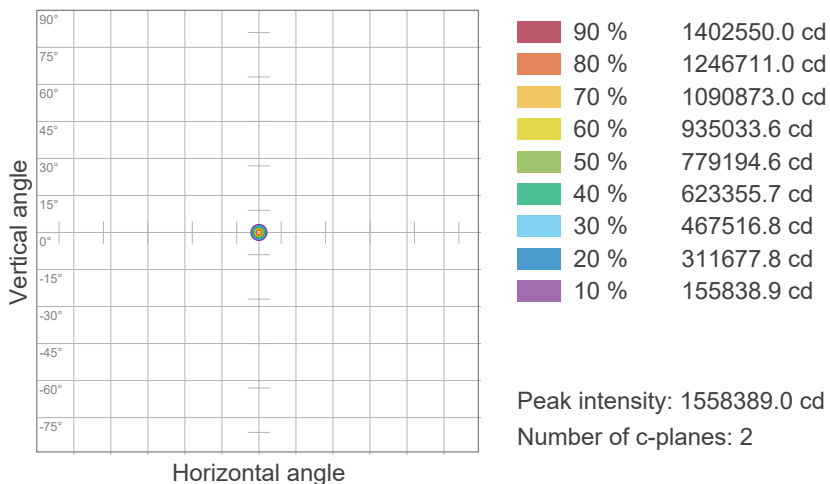
# Photometric & Chromaticity Report

Maverick Storm 3 Beam Wash: Full Spot with Both Zoom Zone - Full Power

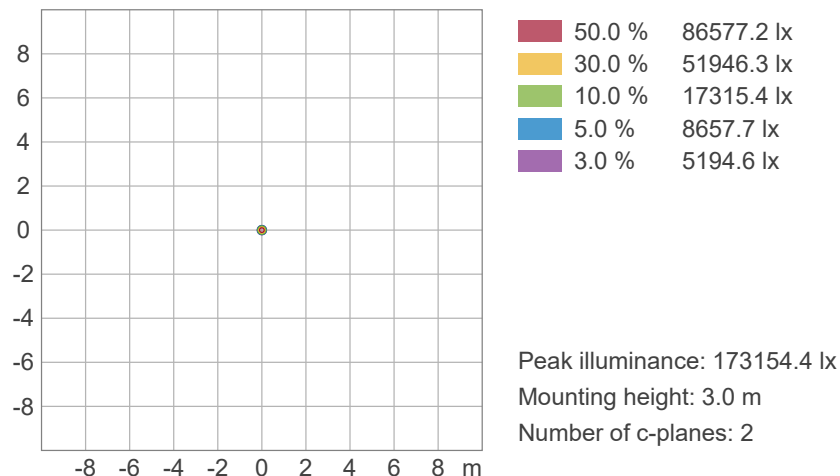


## ISO Diagrams

### ISO Candela Diagram



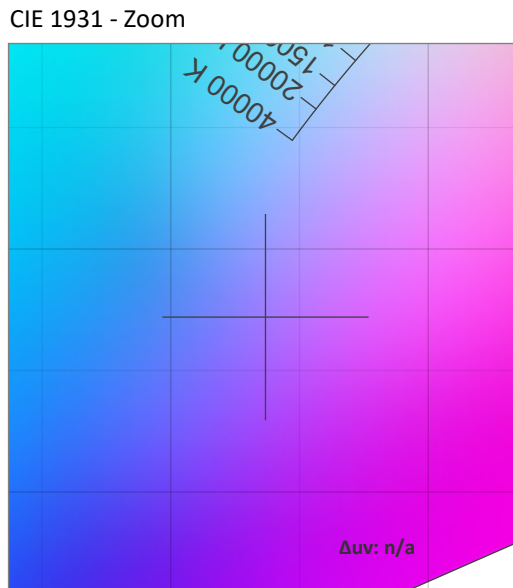
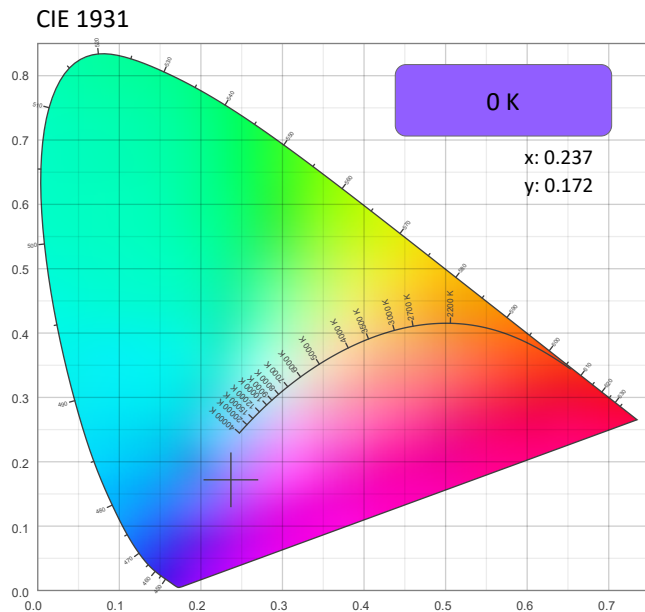
### ISO Lux Diagram



# Photometric & Chromaticity Report

Maverick Storm 3 Beam Wash: Full Spot with Both Zoom Zone - Full Power

## Chromaticity



CRI: 0.0 (R1-R8)

0	0	0	0	0	0	0	0	0	0	0	0	0	0	0
R1	R2	R3	R4	R5	R6	R7	R8	R9	R10	R11	R12	R13	R14	R15

CQS: 0.0

0	0	0	0	0	0	0	0	0	0	0	0	0	0	0
Q1	Q2	Q3	Q4	Q5	Q6	Q7	Q8	Q9	Q10	Q11	Q12	Q13	Q14	Q15

Color Parameters

Color Temperature	Color Coordinate CIE 1931	Color Coordinate CIE 1931
CCT	x	y
0 K	0.237	0.172

Color Deviation from Black Body Curve	Color Coordinate CIE 1964	Color Coordinate CIE 1964
Δuv	y	u
n/a	0.172	0.206

Color Rendering Index	Red Component	Color Quality Scale
CRI	CRI - R9	CQS
0.0	0.0	0.0

Television Lighting Consistency Index	Color Fidelity	Color Gamut
TLCI	TM30 - Rf	TM30 Rg
n/a	0.0	0.0



# Photometric & Chromaticity Report

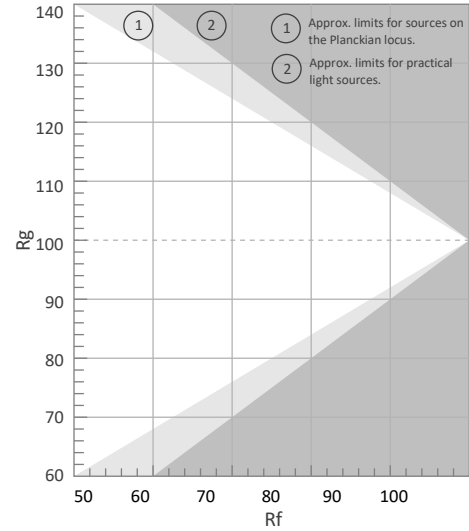
Maverick Storm 3 Beam Wash: Full Spot with Both Zoom Zone - Full Power

## TM-30 Details


**Rf 0.0**  
Fidelity Index (Rg)

**Rg 0.0**  
Gammut Index (Rg)


Hue Bin	R <sub>f</sub>	Graphic shifts (%)	
		Chroma	Hue
1	0	0%	0%
2	0	0%	0%
3	0	0%	0%
4	0	0%	0%
5	0	0%	0%
6	0	0%	0%
7	0	0%	0%
8	0	0%	0%
9	0	0%	0%
10	0	0%	0%
11	0	0%	0%
12	0	0%	0%
13	0	0%	0%
14	0	0%	0%
15	0	0%	0%
16	0	0%	0%



Color Vector Graphic




Color Distortion Graphic



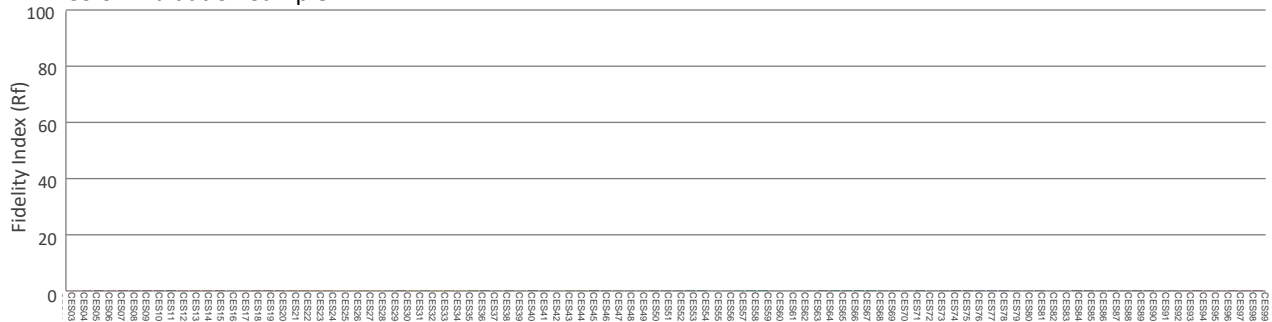
R<sub>f</sub> by Hue



Local Chroma Shift by Hue



Color Evaluation Sample



# Photometric & Chromaticity Report

Maverick Storm 3 Beam Wash: Full Spot with Both Zoom Zone - Full Power - Calibration On

## Report Summary

### Measurements

Fixture Output: 7534 lm  
Fixture Peak: 1335684 cd  
Fixture Efficacy: n/a lm/W  
Intensity @ 5m: 53427 lux  
Color Temperature: 8635 K  
CRI: 73.7      CRI R9 Value: -51.7  
CQS: 84.7  
TLCI: 61  
TM-30 Rf: 80.1  
TM-30 Rg: 115.9  
Beam Angle (50%): 4°  
Field Angle (10%): 6.9°  
Cutoff Angle (3%): 8.2°

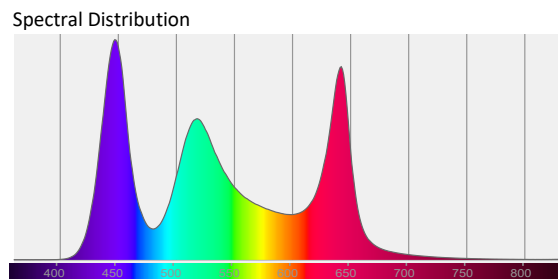
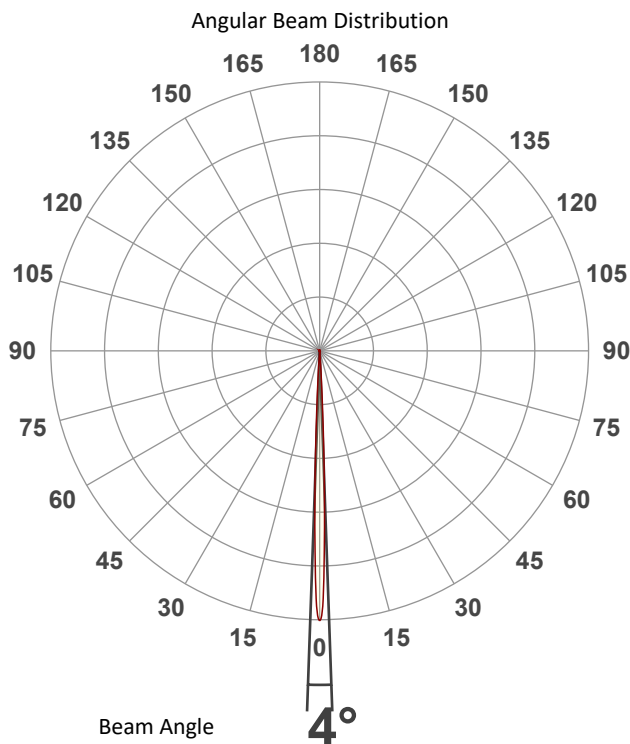


### Conditions


AC Supply: 116 V, 60.1 Hz  
Power: n/a W  
Current: 0.000 A  
Power Factor: n/a

This data sheet conforms to American National Standard E1.9 – 2007 (R2017). All data was measured and calculated by a Viso Systems LabSpion Goniometer at the Chauvet PD Optics Laboratory in Sunrise, FL on 4/14/2023 to LM-63-2002 Standards.

## Overall Measurement



Tested Color (CIE 1931):  
X: 0.290  
Y: 0.298



Light Quality  
CRI: 73.7

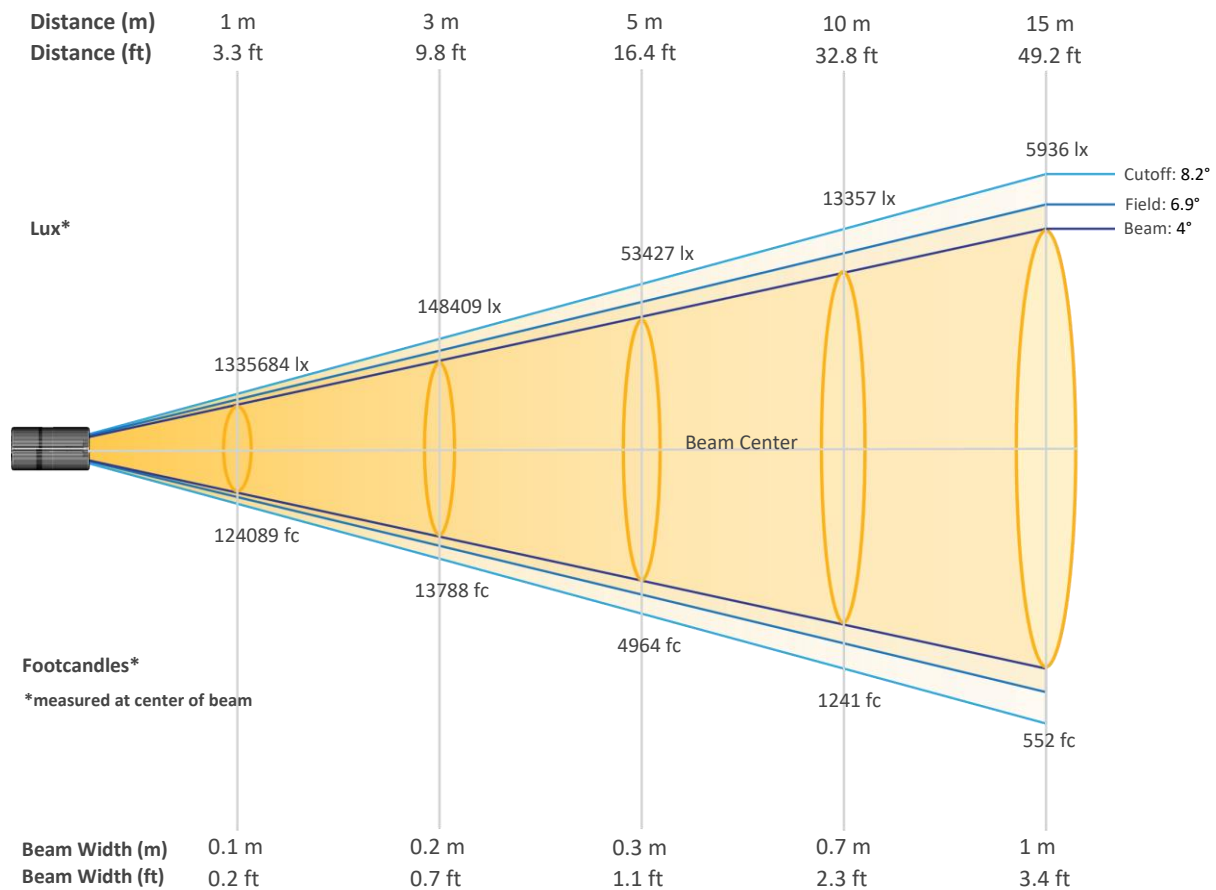
Color Temperature  
8635 K



# Photometric & Chromaticity Report

Maverick Storm 3 Beam Wash: Full Spot with Both Zoom Zone - Full Power - Calibration On

## Beam Details

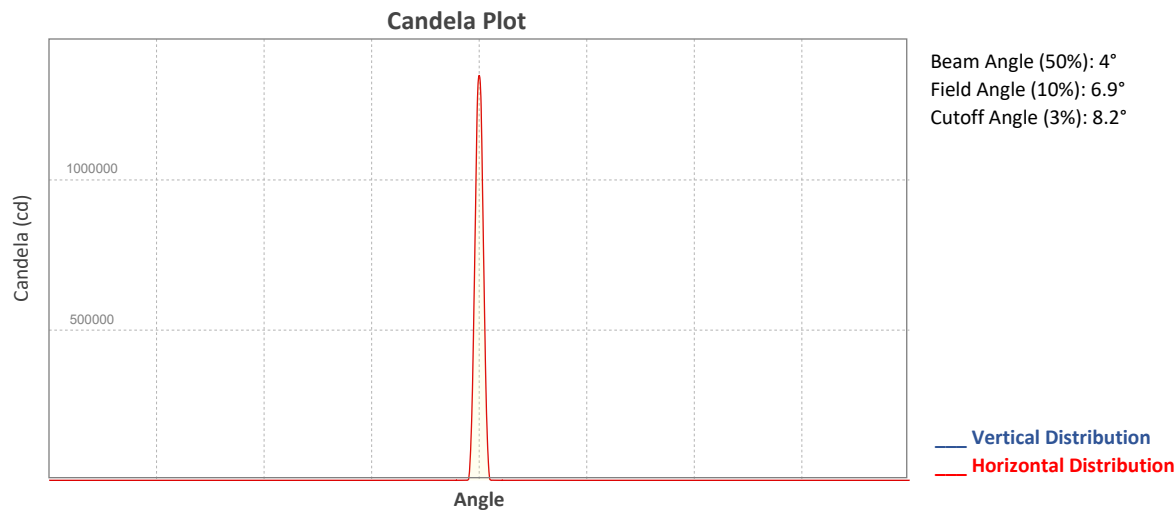


### Beam Intensities from 1-20m (3.3-65.6ft)

Distance	1m	2m	3m	4m	5m	6m	7m	8m	9m	10m
Lux	1335684	333921	148409	83480	53427	37102	27259	20870	16490	13357
Distance	11m	12m	13m	14m	15m	16m	17m	18m	19m	20m
Lux	11039	9276	7903	6815	5936	5218	4622	4122	3700	3339
Distance	3.3ft	6.6ft	9.8ft	13.1ft	16.4ft	19.7ft	23ft	26.2ft	29.5ft	32.8ft
FC	124089	31022	13788	7756	4964	3447	2532	1939	1532	1241
Distance	36.1ft	39.4ft	42.7ft	45.9ft	49.2ft	52.5ft	55.8ft	59.1ft	62.3ft	65.6ft
FC	1026	862	734	633	552	485	429	383	344	310

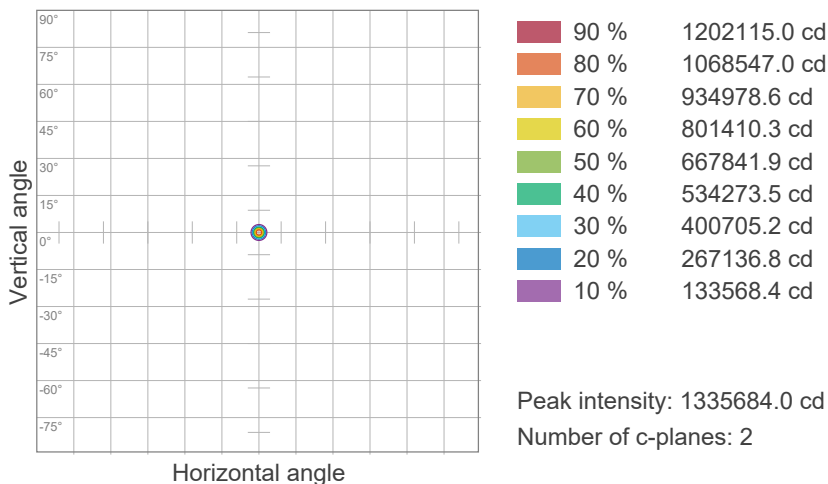
# Photometric & Chromaticity Report

Maverick Storm 3 Beam Wash: Full Spot with Both Zoom Zone - Full Power - Calibration On

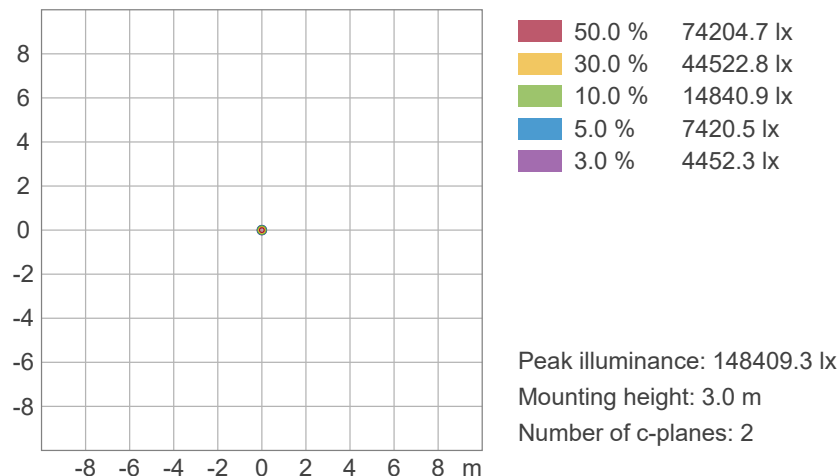


## ISO Diagrams

### ISO Candela Diagram



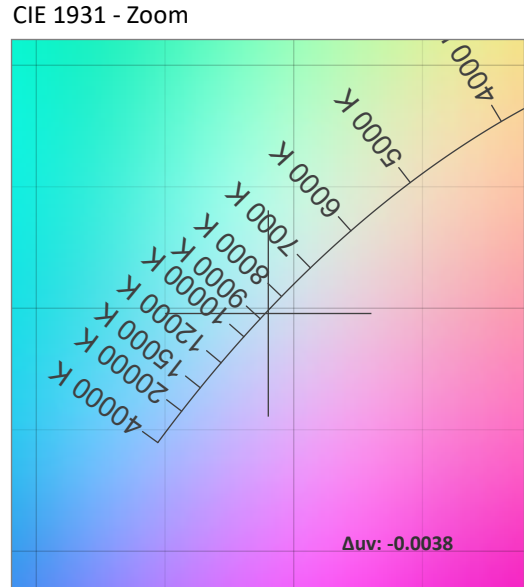
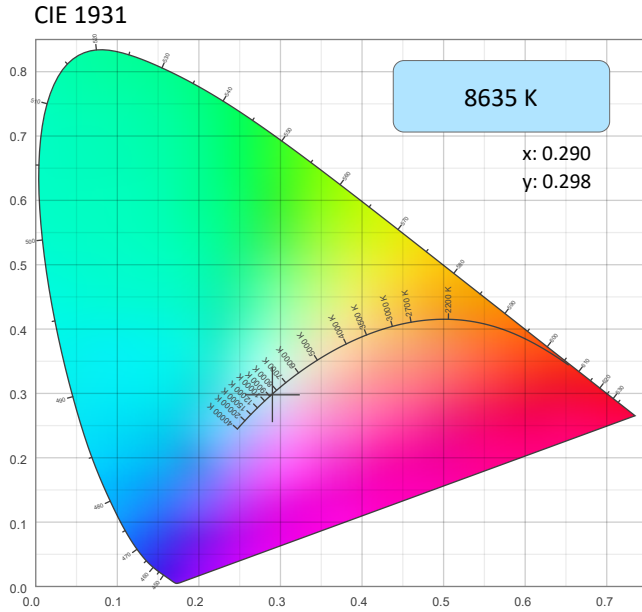
### ISO Lux Diagram



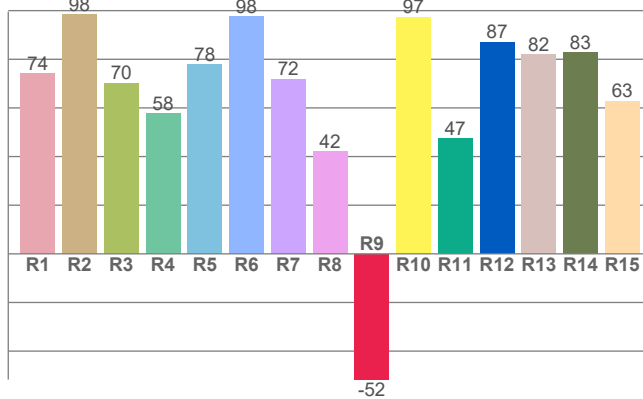
# Photometric & Chromaticity Report

Maverick Storm 3 Beam Wash: Full Spot with Both Zoom Zone - Full Power - Calibration On

## Chromaticity



CRI: 73.7 (R1-R8)

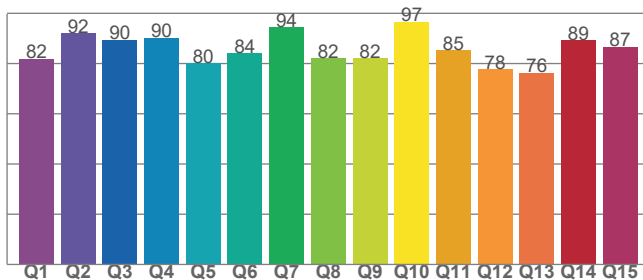


Color Parameters

Color Temperature	Color Coordinate CIE 1931	Color Coordinate CIE 1931
CCT	x	y
8635 K	0.290	0.298

Color Deviation from Black Body Curve	Color Coordinate CIE 1964	Color Coordinate CIE 1964
Δuv	y	u
-0.0038	0.298	0.194

CQS: 84.7



Color Rendering Index	Red Component	Color Quality Scale
CRI	CRI - R9	CQS
73.7	-51.7	84.7

Television Lighting Consistency Index	Color Fidelity	Color Gamut
TLCI	TM30 - Rf	TM30 Rg
61	80.1	115.9

# Photometric & Chromaticity Report

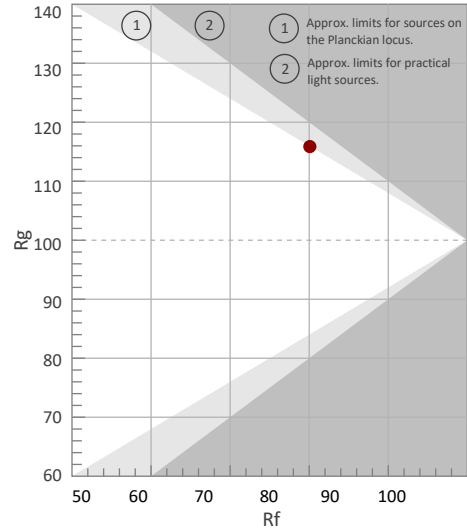
Maverick Storm 3 Beam Wash: Full Spot with Both Zoom Zone - Full Power - Calibration On

## TM-30 Details

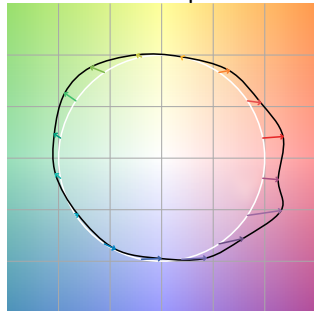
**Rf 80.1**  
Fidelity Index (Rg)

**Rg 115.9**  
Gammut Index (Rg)

Hue Bin	R <sub>f</sub>	Graphic shifts (%)	
		Chroma	Hue
1	64	20%	-2%
2	76	10%	-9%
3	83	7%	-7%
4	94	0%	0%
5	88	3%	4%
6	79	12%	8%
7	79	13%	0%
8	79	7%	-3%
9	91	4%	-5%
10	93	-2%	0%
11	78	-2%	11%
12	76	-4%	18%
13	72	3%	23%
14	66	9%	22%
15	64	24%	22%
16	72	15%	2%



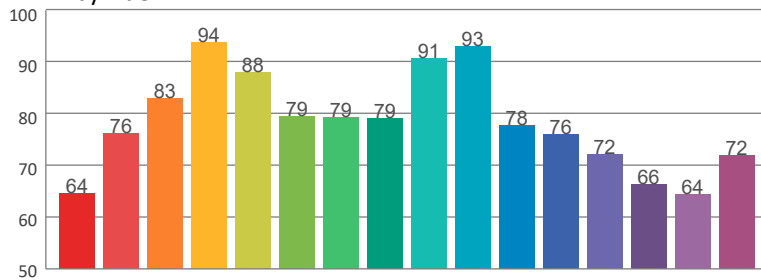
Color Vector Graphic



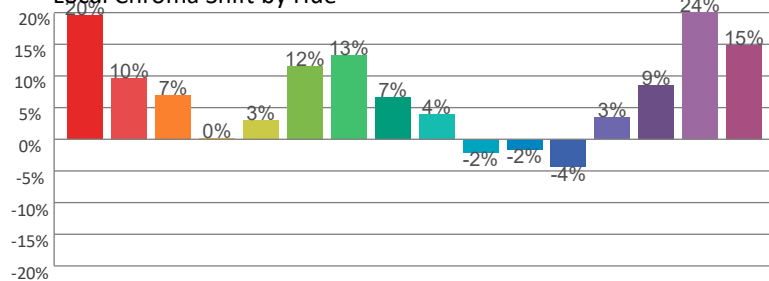
Color Distortion Graphic



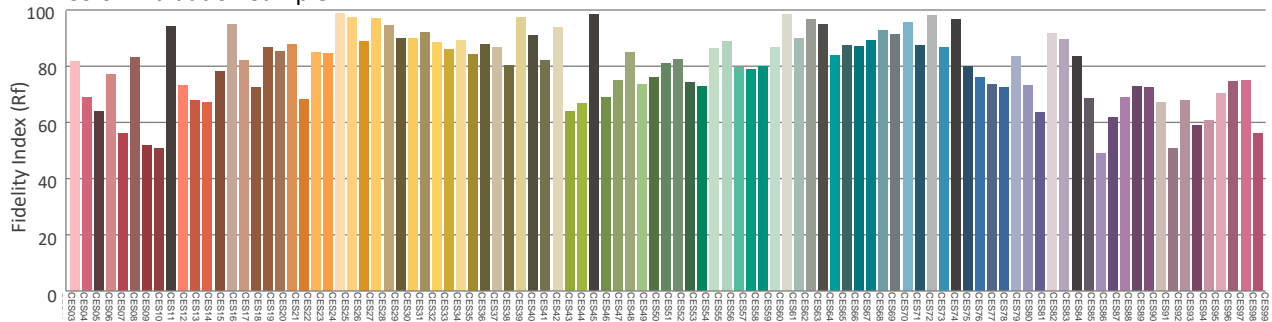
Rf by Hue



Local Chroma Shift by Hue



Color Evaluation Sample





# Photometric & Chromaticity Report

Maverick Storm 3 Beam Wash: Full Spot with Both Zoom Zone - Full Power - Auto

## Report Summary

### Measurements

Fixture Output: 8559 lm  
Fixture Peak: 1556350 cd  
Fixture Efficacy: n/a lm/W  
Intensity @ 5m: 62254 lux  
Color Temperature: 0 K  
CRI: 0.0      CRI R9 Value: 0.0  
CQS: 0.0  
TLCI: n/a  
TM-30 Rf: 0.0  
TM-30 Rg: 0.0  
Beam Angle (50%): 3.9°  
Field Angle (10%): 6.8°  
Cutoff Angle (3%): 8.1°

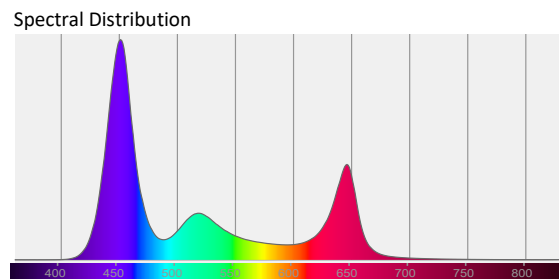
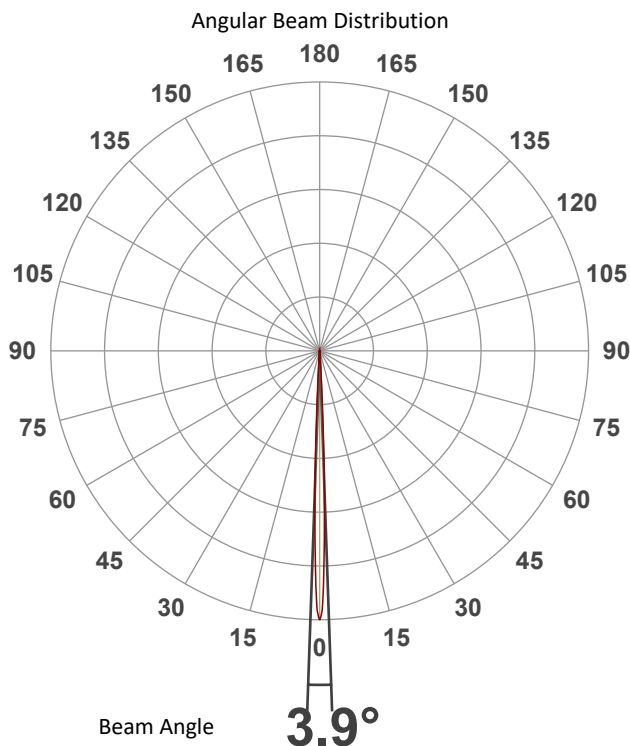


### Conditions

AC Supply: 115 V, 60.1 Hz  
Power: n/a W  
Current: 0.000 A  
Power Factor: n/a

This data sheet conforms to American National Standard E1.9 – 2007 (R2017). All data was measured and calculated by a Viso Systems LabSpion Goniometer at the Chauvet PD Optics Laboratory in Sunrise, FL on 4/14/2023 to LM-63-2002 Standards.

## Overall Measurement



Tested Color (CIE 1931):  
X: 0.236  
Y: 0.172

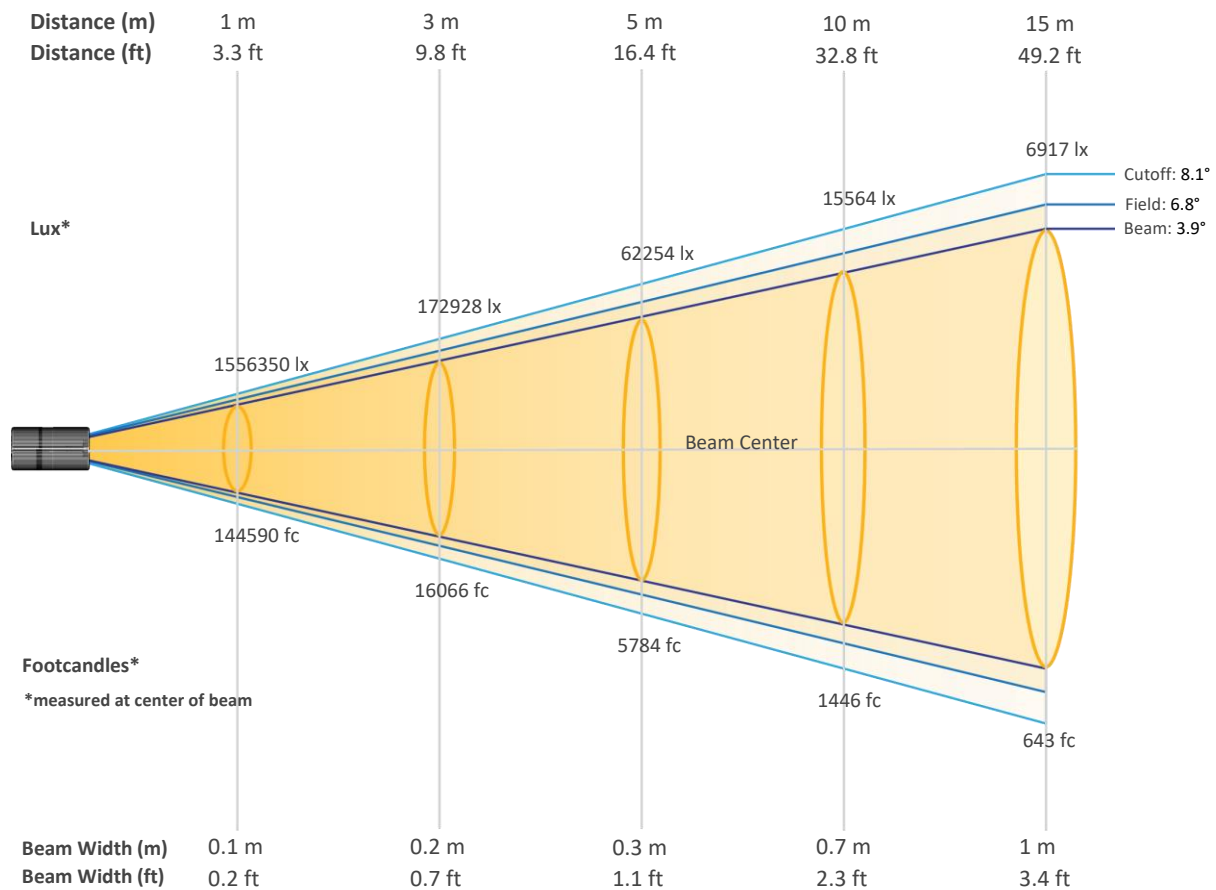
Light Quality  
CRI: 0.0

Color Temperature  
0 K

# Photometric & Chromaticity Report

Maverick Storm 3 Beam Wash: Full Spot with Both Zoom Zone - Full Power - Auto

## Beam Details

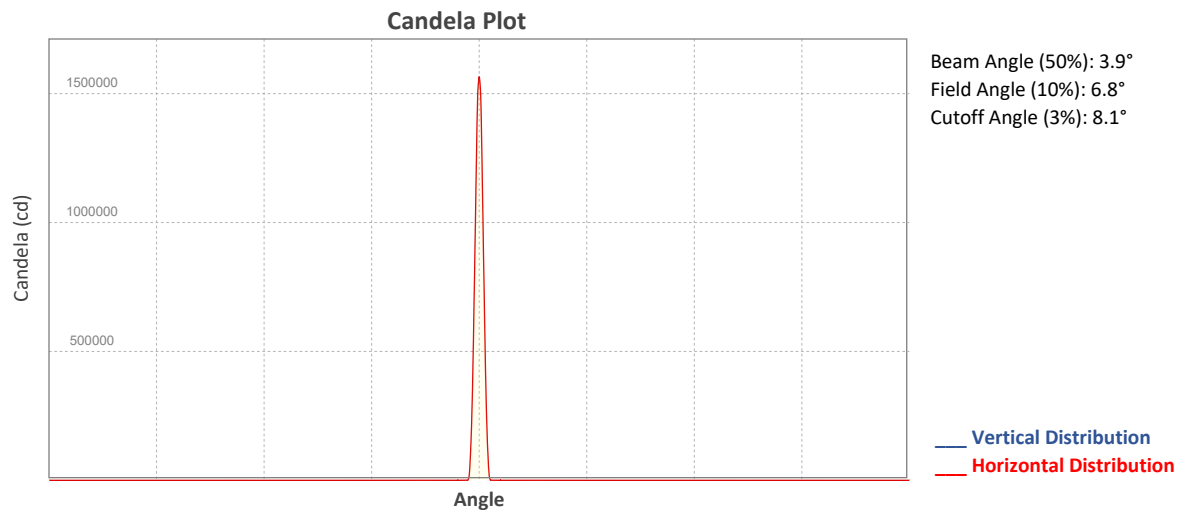


## Beam Intensities from 1-20m (3.3-65.6ft)

Distance	1m	2m	3m	4m	5m	6m	7m	8m	9m	10m
Lux	1556350	389088	172928	97272	62254	43232	31762	24318	19214	15564
Distance	11m	12m	13m	14m	15m	16m	17m	18m	19m	20m
Lux	12862	10808	9209	7941	6917	6079	5385	4804	4311	3891
Distance	3.3ft	6.6ft	9.8ft	13.1ft	16.4ft	19.7ft	23ft	26.2ft	29.5ft	32.8ft
FC	144590	36147	16066	9037	5784	4016	2951	2259	1785	1446
Distance	36.1ft	39.4ft	42.7ft	45.9ft	49.2ft	52.5ft	55.8ft	59.1ft	62.3ft	65.6ft
FC	1195	1004	856	738	643	565	500	446	401	361

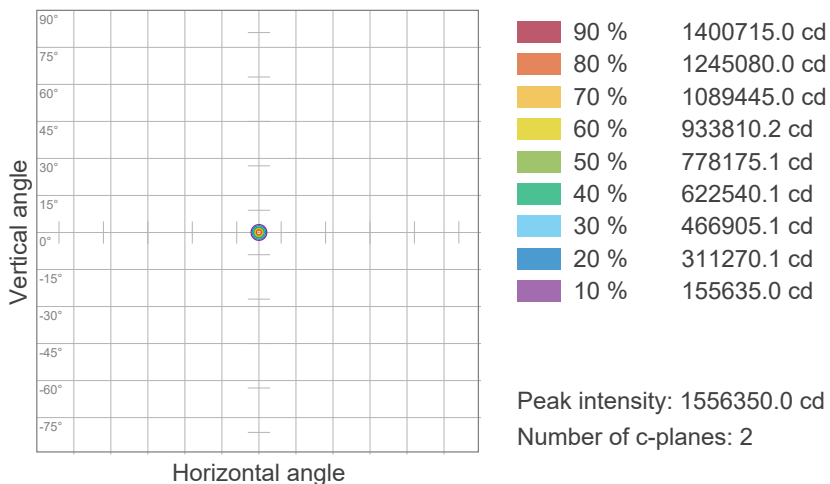
# Photometric & Chromaticity Report

Maverick Storm 3 Beam Wash: Full Spot with Both Zoom Zone - Full Power - Auto

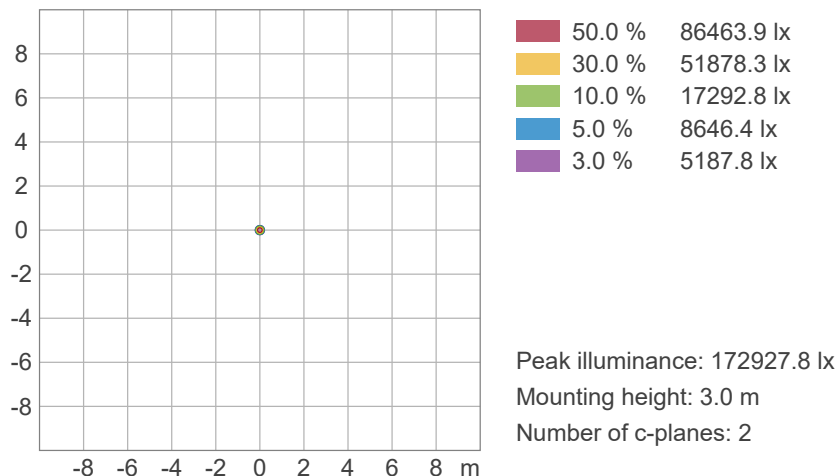


## ISO Diagrams

### ISO Candela Diagram



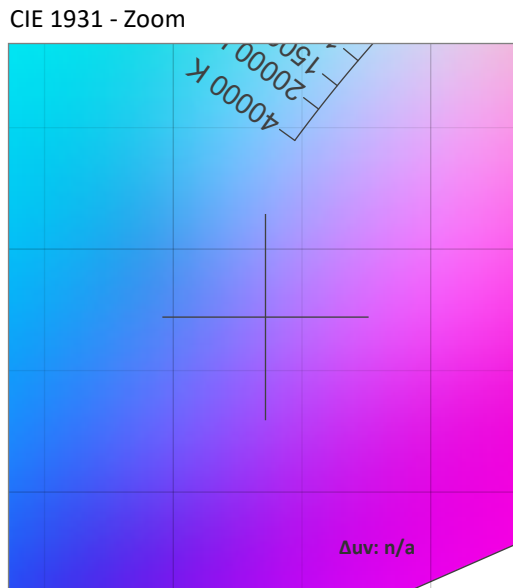
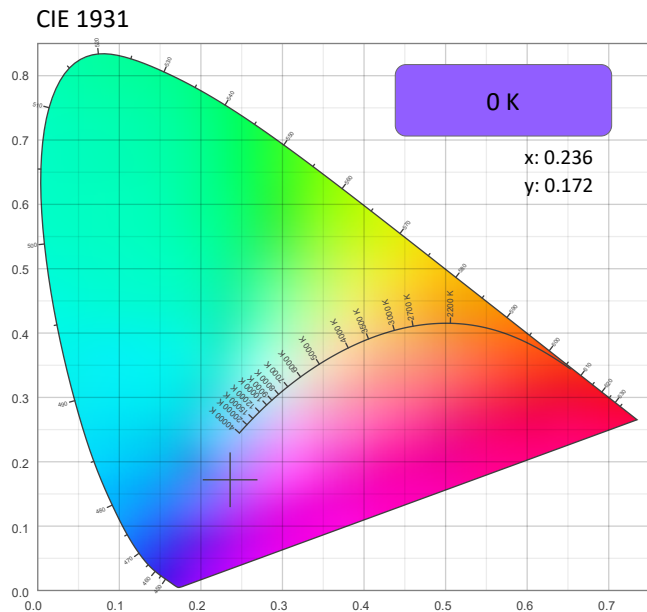
### ISO Lux Diagram



# Photometric & Chromaticity Report

Maverick Storm 3 Beam Wash: Full Spot with Both Zoom Zone - Full Power - Auto

## Chromaticity



CRI: 0.0 (R1-R8)

0	0	0	0	0	0	0	0	0	0	0	0	0	0	0	0
R1	R2	R3	R4	R5	R6	R7	R8	R9	R10	R11	R12	R13	R14	R15	

CQS: 0.0

0	0	0	0	0	0	0	0	0	0	0	0	0	0	0	0
Q1	Q2	Q3	Q4	Q5	Q6	Q7	Q8	Q9	Q10	Q11	Q12	Q13	Q14	Q15	

Color Parameters

Color Temperature	Color Coordinate CIE 1931	Color Coordinate CIE 1931
CCT	x	y
0 K	0.236	0.172

Color Deviation from Black Body Curve	Color Coordinate CIE 1964	Color Coordinate CIE 1964
Δuv	y	u
n/a	0.172	0.205

Color Rendering Index	Red Component	Color Quality Scale
CRI	CRI - R9	CQS
0.0	0.0	0.0

Television Lighting Consistency Index	Color Fidelity	Color Gamut
TLCI	TM30 - Rf	TM30 Rg
n/a	0.0	0.0

# Photometric & Chromaticity Report

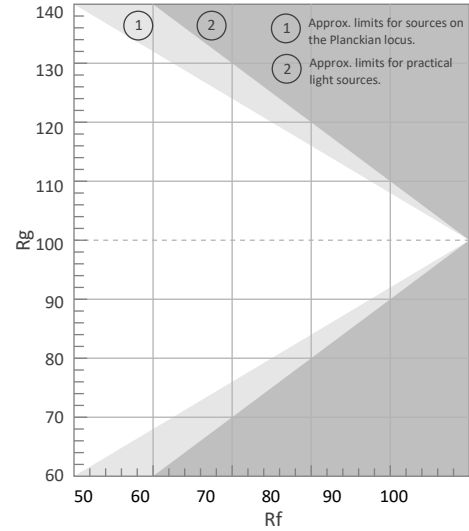
Maverick Storm 3 Beam Wash: Full Spot with Both Zoom Zone - Full Power - Auto

## TM-30 Details


**Rf 0.0**  
Fidelity Index  
(Rg)

**Rg 0.0**  
Gammut Index (Rg)


Hue Bin	R <sub>f</sub>	Graphic shifts (%)	
		Chroma	Hue
1	0	0%	0%
2	0	0%	0%
3	0	0%	0%
4	0	0%	0%
5	0	0%	0%
6	0	0%	0%
7	0	0%	0%
8	0	0%	0%
9	0	0%	0%
10	0	0%	0%
11	0	0%	0%
12	0	0%	0%
13	0	0%	0%
14	0	0%	0%
15	0	0%	0%
16	0	0%	0%




Color Vector Graphic




Color Distortion Graphic



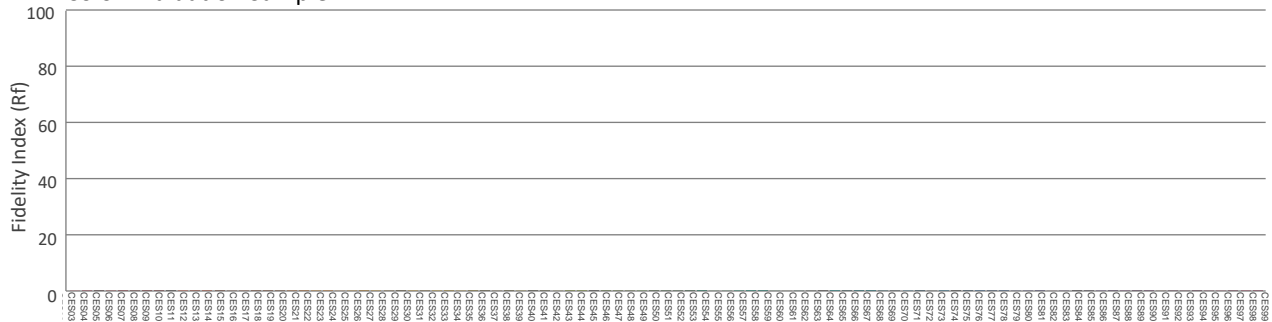
R<sub>f</sub> by Hue



Local Chroma Shift by Hue



Color Evaluation Sample



# Photometric & Chromaticity Report

Maverick Storm 3 Beam Wash: Full Spot with Both Zoom Zone - Full Power - Auto - Calibration On

## Report Summary

### Measurements

Fixture Output: 7680 lm  
Fixture Peak: 1178356 cd  
Fixture Efficacy: n/a lm/W  
Intensity @ 5m: 47134 lux  
Color Temperature: 8708 K  
CRI: 74.2      CRI R9 Value: -49.3  
CQS: 84.9  
TLCI: 62  
TM-30 Rf: 80.3  
TM-30 Rg: 115.5  
Beam Angle (50%): 4.4°  
Field Angle (10%): 7.3°  
Cutoff Angle (3%): 9°

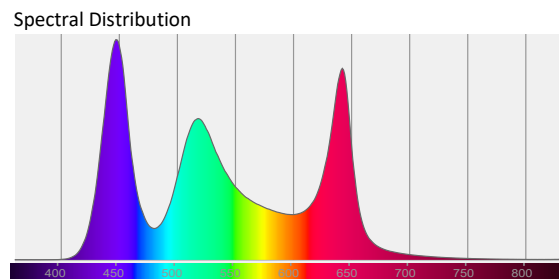
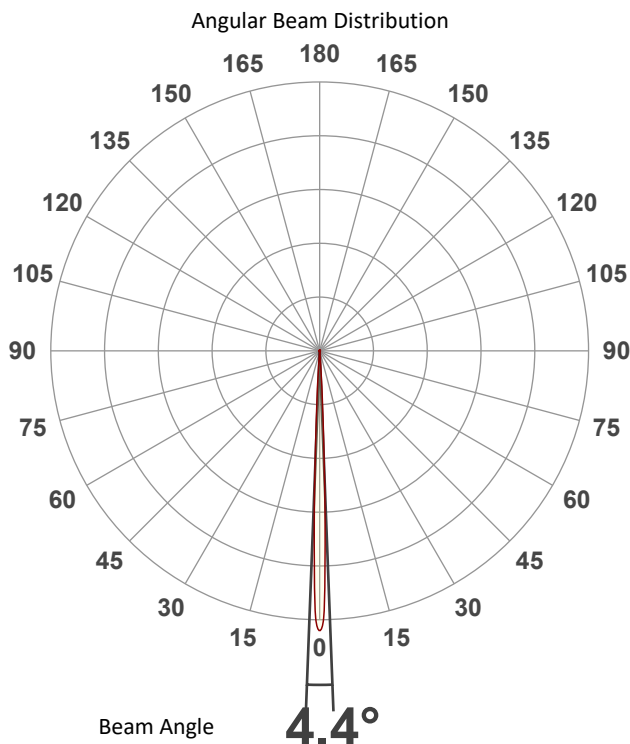


### Conditions

AC Supply: 116 V, 60.1 Hz  
Power: n/a W  
Current: 0.000 A  
Power Factor: n/a

This data sheet conforms to American National Standard E1.9 – 2007 (R2017). All data was measured and calculated by a Viso Systems LabSpion Goniometer at the Chauvet PD Optics Laboratory in Sunrise, FL on 4/14/2023 to LM-63-2002 Standards.

## Overall Measurement



Tested Color (CIE 1931):  
X: 0.289  
Y: 0.298

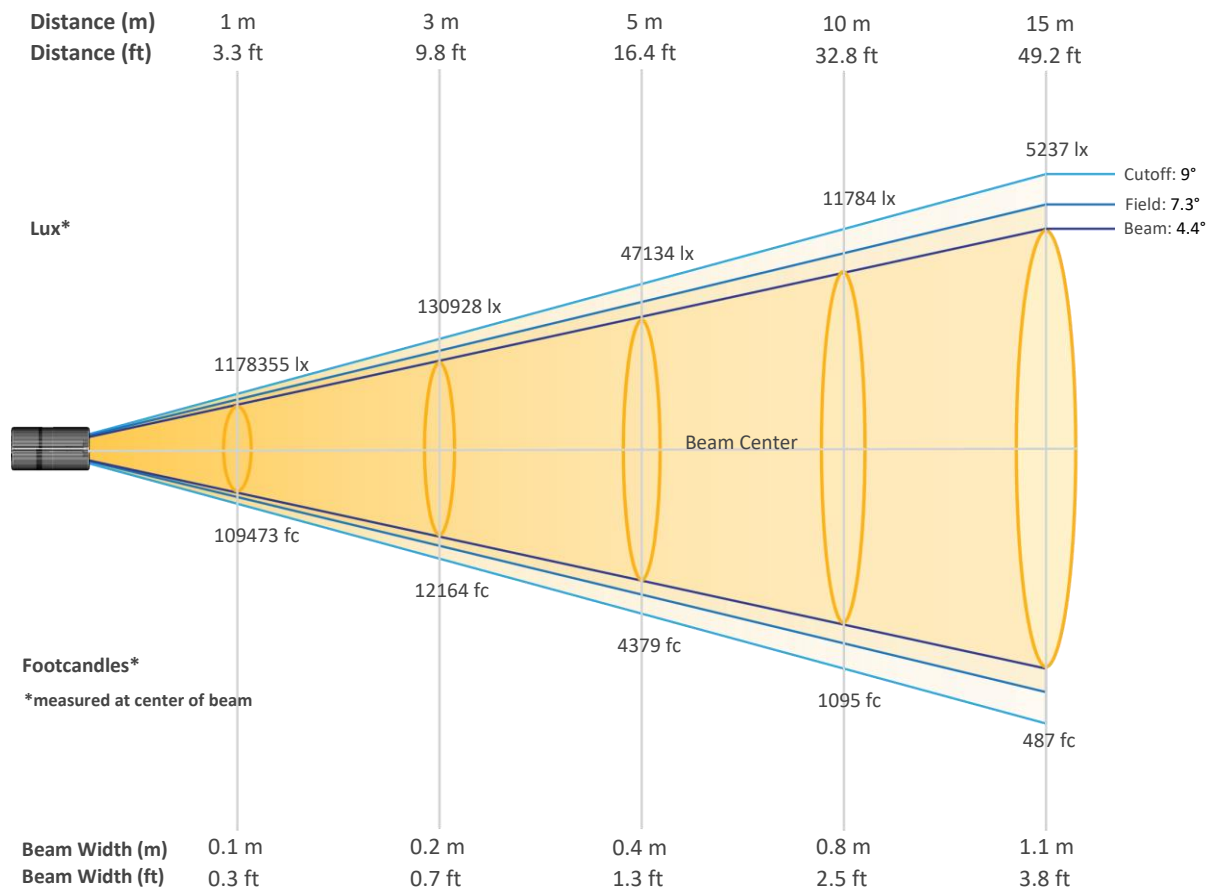
Light Quality  
CRI: 74.2

Color Temperature  
8708 K

# Photometric & Chromaticity Report

Maverick Storm 3 Beam Wash: Full Spot with Both Zoom Zone - Full Power - Auto - Calibration On

## Beam Details

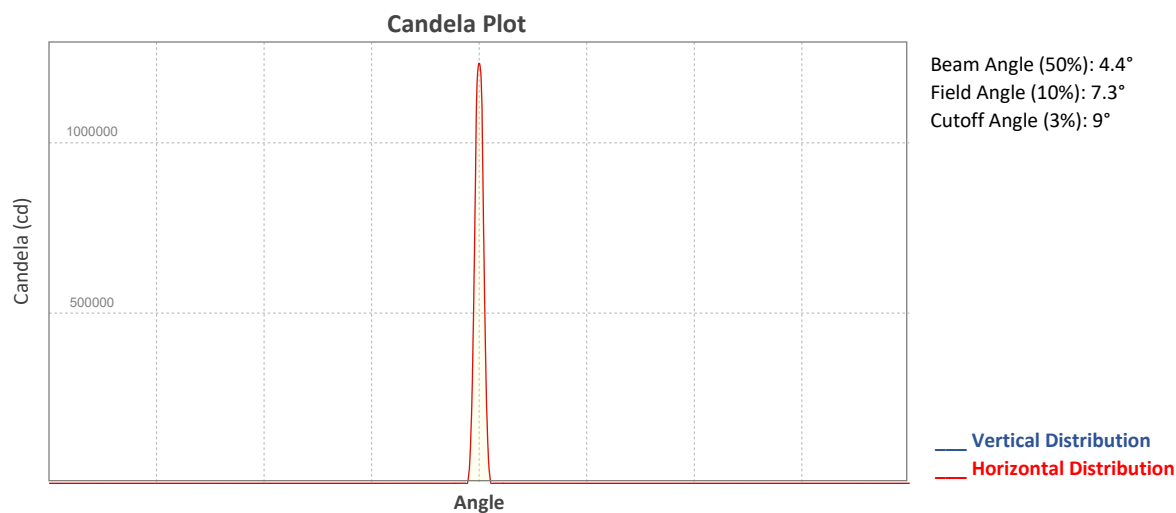


### Beam Intensities from 1-20m (3.3-65.6ft)

Distance	1m	2m	3m	4m	5m	6m	7m	8m	9m	10m
Lux	1178355	294589	130928	73647	47134	32732	24048	18412	14548	11784
Distance	11m	12m	13m	14m	15m	16m	17m	18m	19m	20m
Lux	9738	8183	6973	6012	5237	4603	4077	3637	3264	2946
Distance	3.3ft	6.6ft	9.8ft	13.1ft	16.4ft	19.7ft	23ft	26.2ft	29.5ft	32.8ft
FC	109473	27368	12164	6842	4379	3041	2234	1711	1352	1095
Distance	36.1ft	39.4ft	42.7ft	45.9ft	49.2ft	52.5ft	55.8ft	59.1ft	62.3ft	65.6ft
FC	905	760	648	559	487	428	379	338	303	274

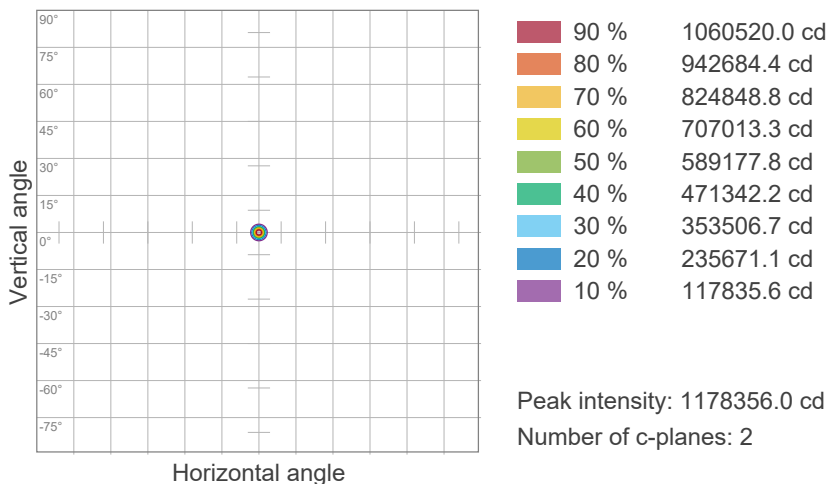
# Photometric & Chromaticity Report

Maverick Storm 3 Beam Wash: Full Spot with Both Zoom Zone - Full Power - Auto - Calibration On

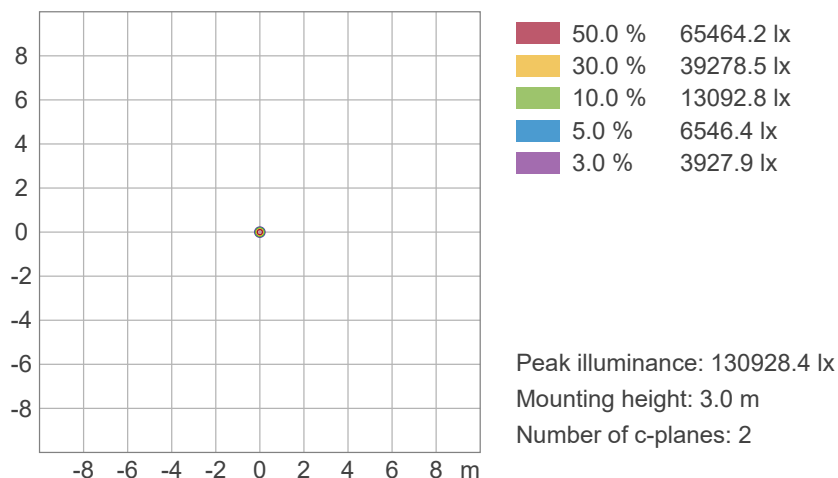


## ISO Diagrams

### ISO Candela Diagram



### ISO Lux Diagram

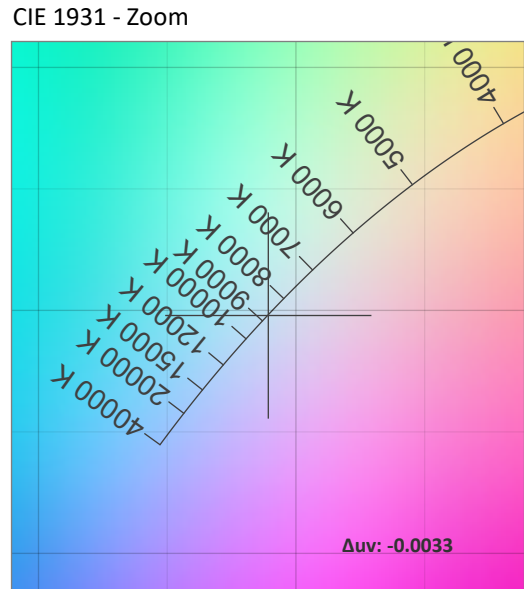
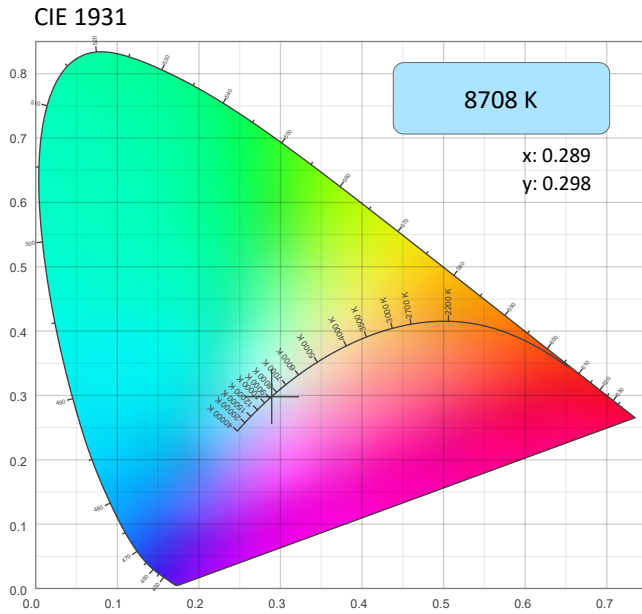




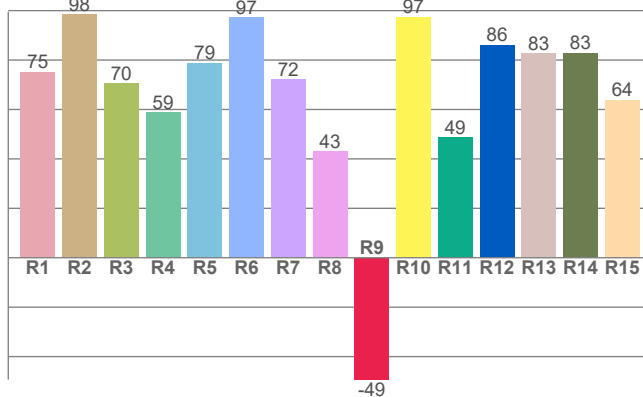
# Photometric & Chromaticity Report

Maverick Storm 3 Beam Wash: Full Spot with Both Zoom Zone - Full Power - Auto - Calibration On

## Chromaticity



CRI: 74.2 (R1-R8)

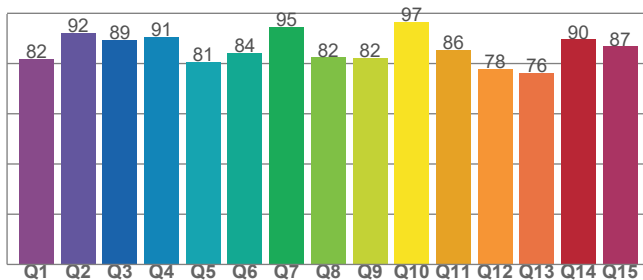


Color Parameters

Color Temperature	Color Coordinate CIE 1931	Color Coordinate CIE 1931
CCT	x	y
8708 K	0.289	0.298

Color Deviation from Black Body Curve	Color Coordinate CIE 1964	Color Coordinate CIE 1964
Δuv	y	u
-0.0033	0.298	0.193

CQS: 84.9



Color Rendering Index	Red Component	Color Quality Scale
CRI	CRI - R9	CQS
74.2	-49.3	84.9

Television Lighting Consistency Index	Color Fidelity	Color Gamut
TLCI	TM30 - Rf	TM30 Rg
62	80.3	115.5



# Photometric & Chromaticity Report

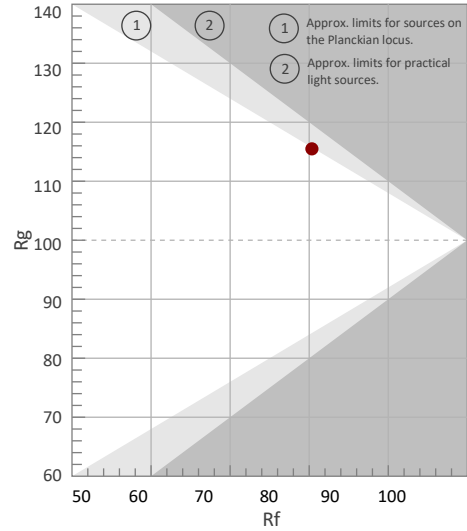
Maverick Storm 3 Beam Wash: Full Spot with Both Zoom Zone - Full Power - Auto - Calibration On

## TM-30 Details

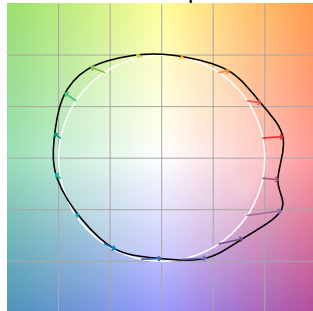
**Rf 80.3**  
Fidelity Index (Rg)

**Rg 115.5**  
Gammut Index (Rg)


Hue Bin	R <sub>f</sub>	Graphic shifts (%)	
		Chroma	Hue
1	65	19%	-2%
2	77	10%	-8%
3	82	6%	-7%
4	94	0%	0%
5	88	3%	4%
6	80	11%	8%
7	80	13%	0%
8	79	6%	-3%
9	91	4%	-5%
10	93	-2%	1%
11	77	-2%	11%
12	76	-4%	18%
13	72	3%	23%
14	67	9%	22%
15	65	24%	22%
16	72	15%	2%



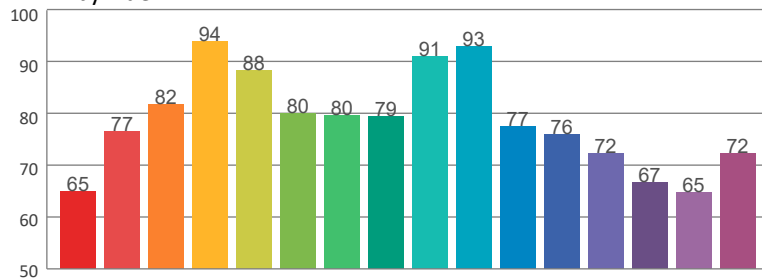
Color Vector Graphic



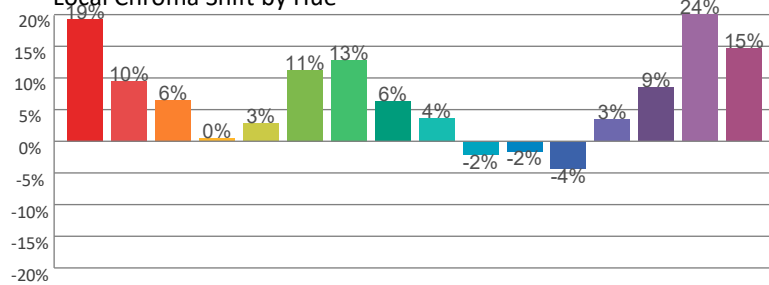
Color Distortion Graphic



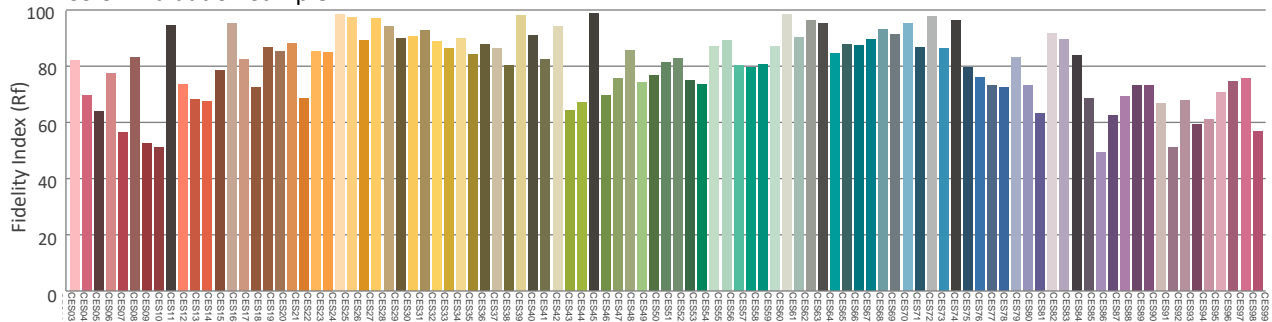
Rf by Hue



Local Chroma Shift by Hue



Color Evaluation Sample



# Photometric & Chromaticity Report

Maverick Storm 3 Beam Wash: Full Spot with Both Zoom Zone - Full Power - ECO

## Report Summary

### Measurements

Fixture Output: 9321 lm  
Fixture Peak: 1548428 cd  
Fixture Efficacy: n/a lm/W  
Intensity @ 5m: 61937 lux  
Color Temperature: 0 K  
CRI: 0.0      CRI R9 Value: 0.0  
CQS: 0.0  
TLCI: n/a  
TM-30 Rf: 0.0  
TM-30 Rg: 0.0  
Beam Angle (50%): 4°  
Field Angle (10%): 6.9°  
Cutoff Angle (3%): 8.1°

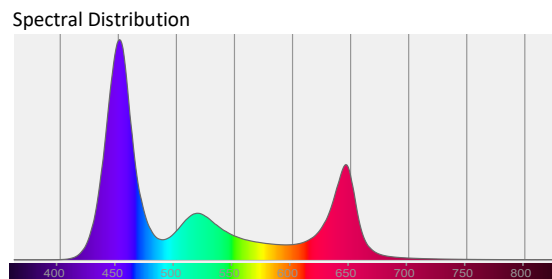
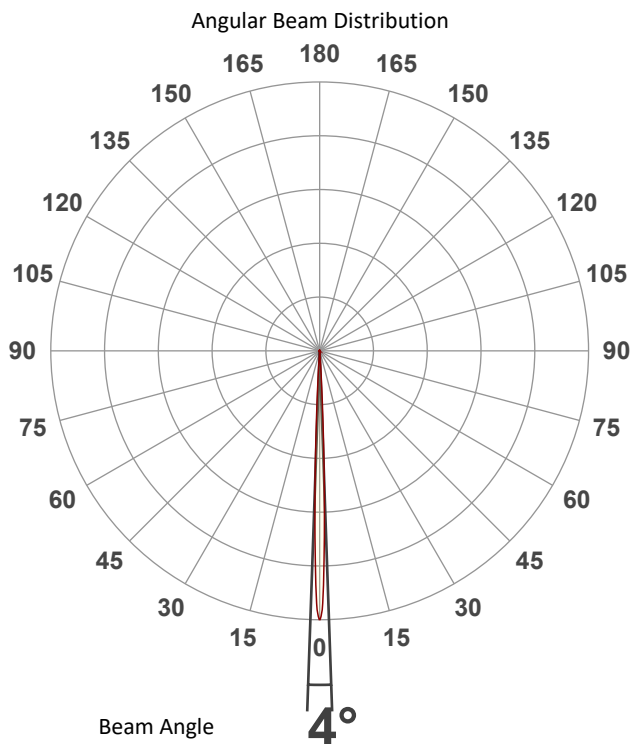


### Conditions

AC Supply: 115 V, 60.1 Hz  
Power: n/a W  
Current: 0.000 A  
Power Factor: n/a

This data sheet conforms to American National Standard E1.9 – 2007 (R2017). All data was measured and calculated by a Viso Systems LabSpion Goniometer at the Chauvet PD Optics Laboratory in Sunrise, FL on 4/14/2023 to LM-63-2002 Standards.

## Overall Measurement



Tested Color (CIE 1931):  
X: 0.236  
Y: 0.172

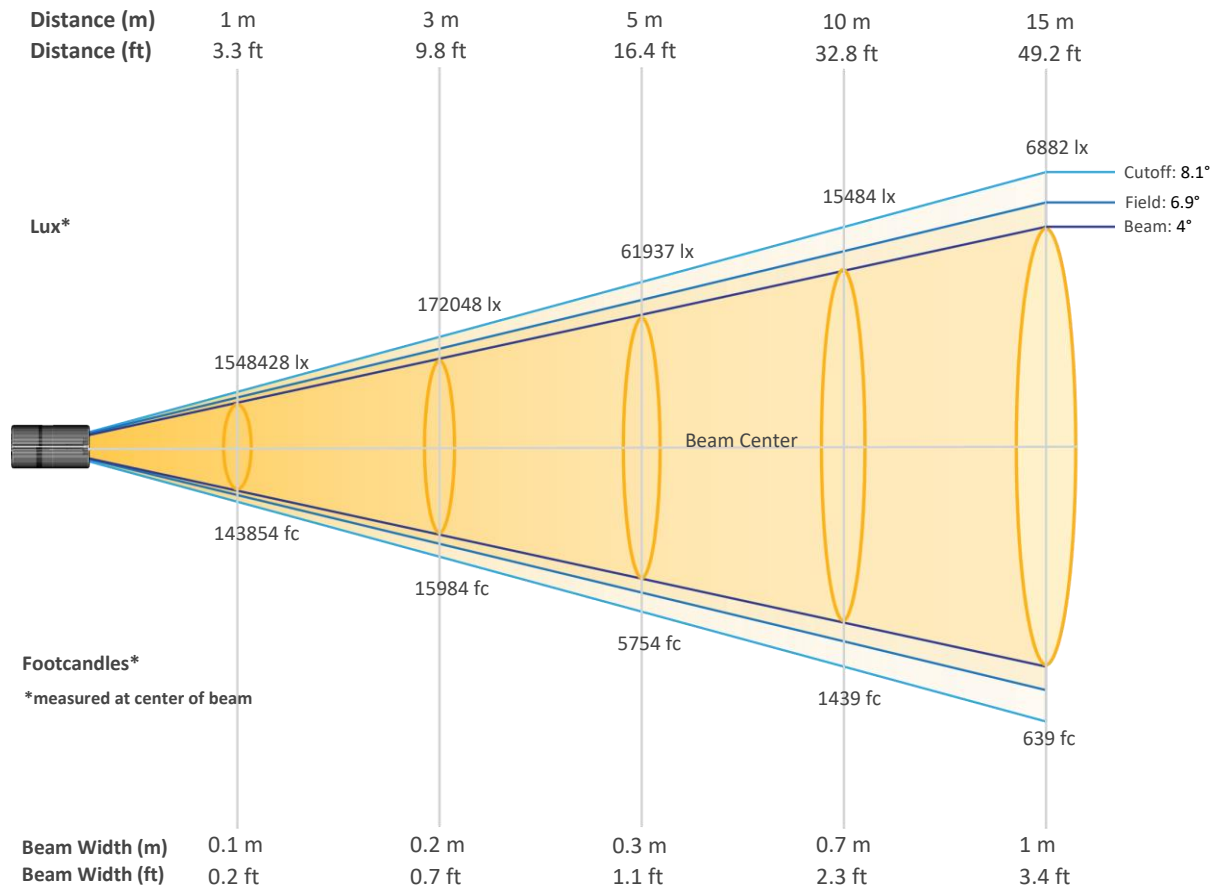
Light Quality  
CRI: 0.0

Color Temperature  
0 K

# Photometric & Chromaticity Report

Maverick Storm 3 Beam Wash: Full Spot with Both Zoom Zone - Full Power - ECO

## Beam Details

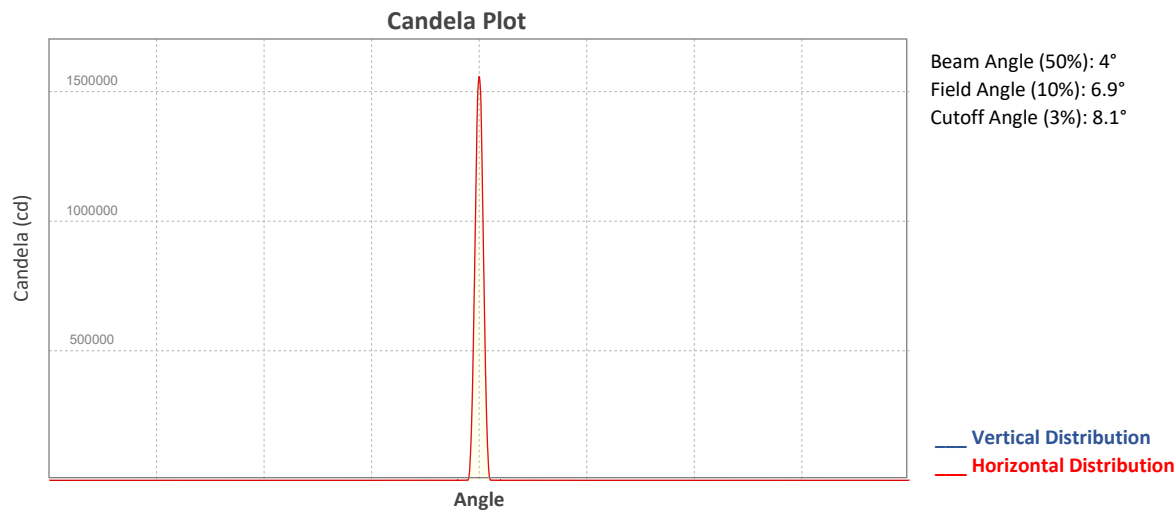


### Beam Intensities from 1-20m (3.3-65.6ft)

Distance	1m	2m	3m	4m	5m	6m	7m	8m	9m	10m
Lux	1548428	387107	172048	96777	61937	43012	31601	24194	19116	15484
Distance	11m	12m	13m	14m	15m	16m	17m	18m	19m	20m
Lux	12797	10753	9162	7900	6882	6049	5358	4779	4289	3871
Distance	3.3ft	6.6ft	9.8ft	13.1ft	16.4ft	19.7ft	23ft	26.2ft	29.5ft	32.8ft
FC	143854	35963	15984	8991	5754	3996	2936	2248	1776	1439
Distance	36.1ft	39.4ft	42.7ft	45.9ft	49.2ft	52.5ft	55.8ft	59.1ft	62.3ft	65.6ft
FC	1189	999	851	734	639	562	498	444	398	360

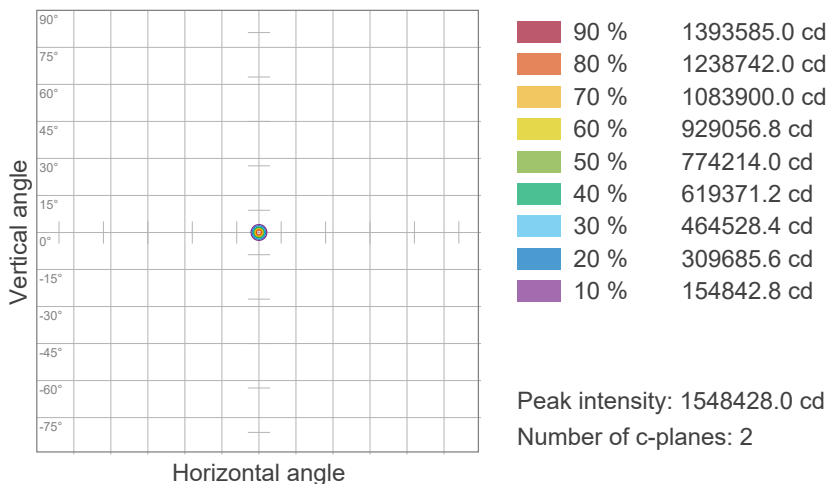
# Photometric & Chromaticity Report

Maverick Storm 3 Beam Wash: Full Spot with Both Zoom Zone - Full Power - ECO

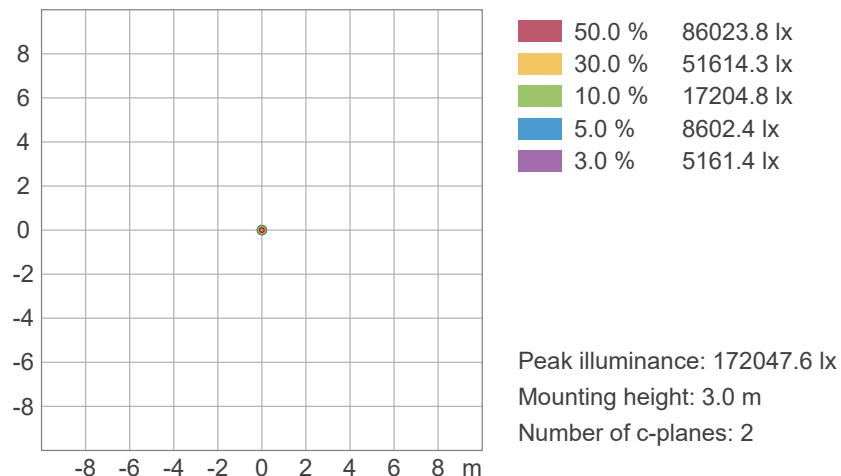


## ISO Diagrams

### ISO Candela Diagram



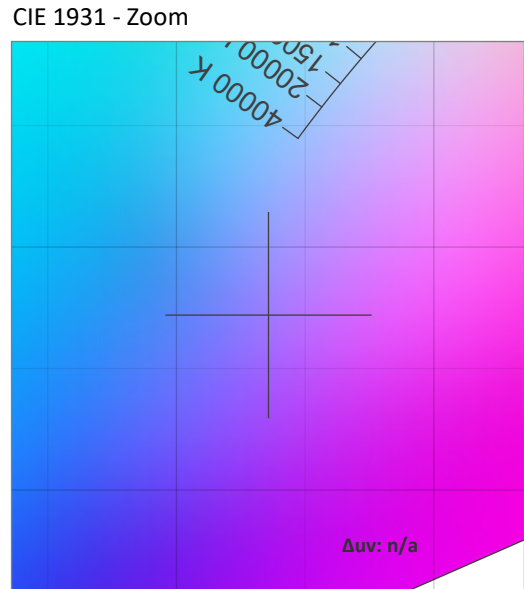
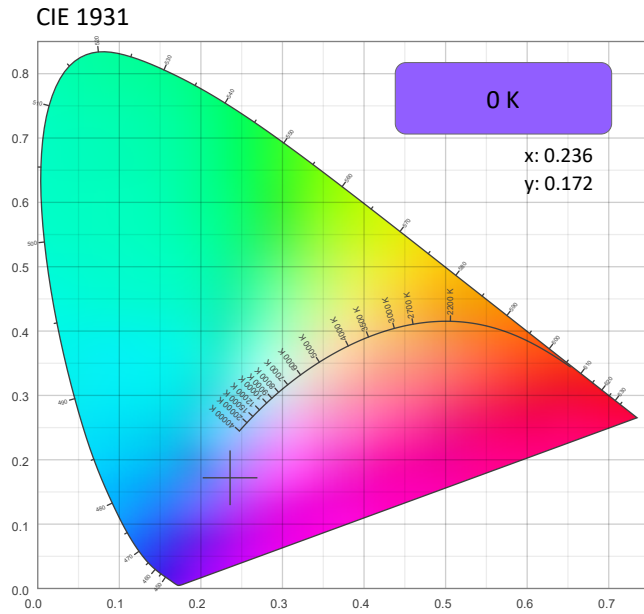
### ISO Lux Diagram



# Photometric & Chromaticity Report

Maverick Storm 3 Beam Wash: Full Spot with Both Zoom Zone - Full Power - ECO

## Chromaticity



### CRI: 0.0 (R1-R8)

R1	R2	R3	R4	R5	R6	R7	R8	R9	R10	R11	R12	R13	R14	R15
0	0	0	0	0	0	0	0	0	0	0	0	0	0	0

### CQS: 0.0

Q1	Q2	Q3	Q4	Q5	Q6	Q7	Q8	Q9	Q10	Q11	Q12	Q13	Q14	Q15
0	0	0	0	0	0	0	0	0	0	0	0	0	0	0

### Color Parameters

Color Temperature	Color Coordinate CIE 1931	Color Coordinate CIE 1931
CCT	x	y
0 K	0.236	0.172

Color Deviation from Black Body Curve	Color Coordinate CIE 1964	Color Coordinate CIE 1964
Δuv	y	u
n/a	0.172	0.205

Color Rendering Index	Red Component	Color Quality Scale
CRI	CRI - R9	CQS
0.0	0.0	0.0

Television Lighting Consistency Index	Color Fidelity	Color Gamut
TLCI	TM30 - Rf	TM30 Rg
n/a	0.0	0.0

# Photometric & Chromaticity Report

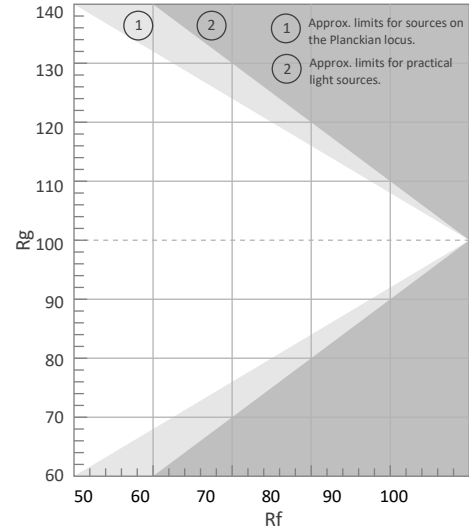
Maverick Storm 3 Beam Wash: Full Spot with Both Zoom Zone - Full Power - ECO

## TM-30 Details


**Rf 0.0**  
Fidelity Index (Rg)

**Rg 0.0**  
Gammut Index (Rg)


Hue Bin	R <sub>f</sub>	Graphic shifts (%)	
		Chroma	Hue
1	0	0%	0%
2	0	0%	0%
3	0	0%	0%
4	0	0%	0%
5	0	0%	0%
6	0	0%	0%
7	0	0%	0%
8	0	0%	0%
9	0	0%	0%
10	0	0%	0%
11	0	0%	0%
12	0	0%	0%
13	0	0%	0%
14	0	0%	0%
15	0	0%	0%
16	0	0%	0%



Color Vector Graphic




Color Distortion Graphic



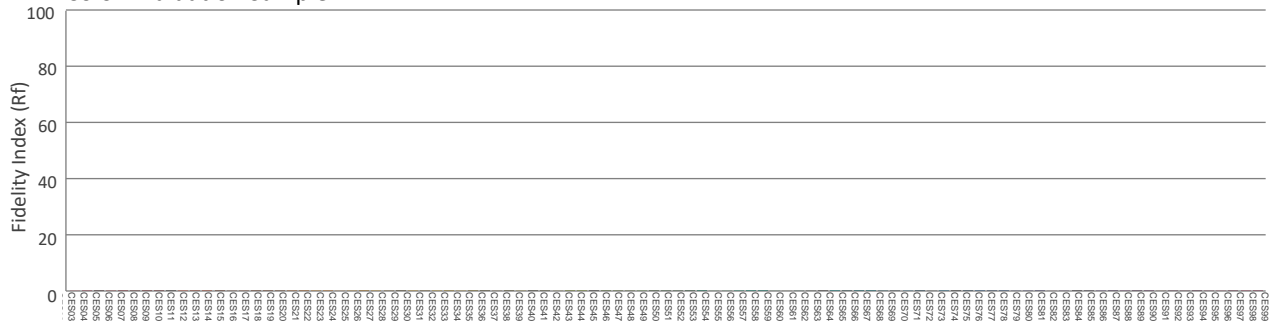
R<sub>f</sub> by Hue



Local Chroma Shift by Hue



Color Evaluation Sample



# Photometric & Chromaticity Report

Maverick Storm 3 Beam Wash: Full Spot with Both Zoom Zone - Full Power - ECO - Calibration On

## Report Summary

### Measurements

Fixture Output: 7582 lm  
Fixture Peak: 1159412 cd  
Fixture Efficacy: n/a lm/W  
Intensity @ 5m: 46376 lux  
Color Temperature: 8714 K  
CRI: 74.3    CRI R9 Value: -48.9  
CQS: 85.0  
TLCI: 62  
TM-30 Rf: 80.4  
TM-30 Rg: 115.4  
Beam Angle (50%): 4.4°  
Field Angle (10%): 7.3°  
Cutoff Angle (3%): 8.9°

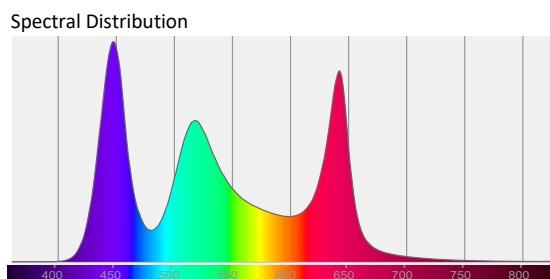
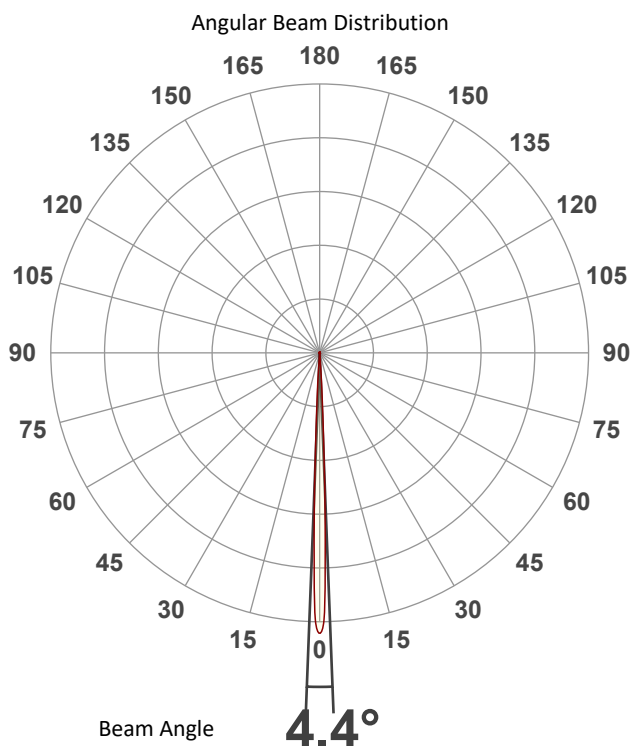


### Conditions

AC Supply: 116 V, 60 Hz  
Power: n/a W  
Current: 0.000 A  
Power Factor: n/a

This data sheet conforms to American National Standard E1.9 – 2007 (R2017). All data was measured and calculated by a Viso Systems LabSpion Goniometer at the Chauvet PD Optics Laboratory in Sunrise, FL on 4/14/2023 to LM-63-2002 Standards.


## Overall Measurement



Tested Color (CIE 1931):

X: 0.289

Y: 0.298



Light Quality

CRI: 74.3

Color Temperature

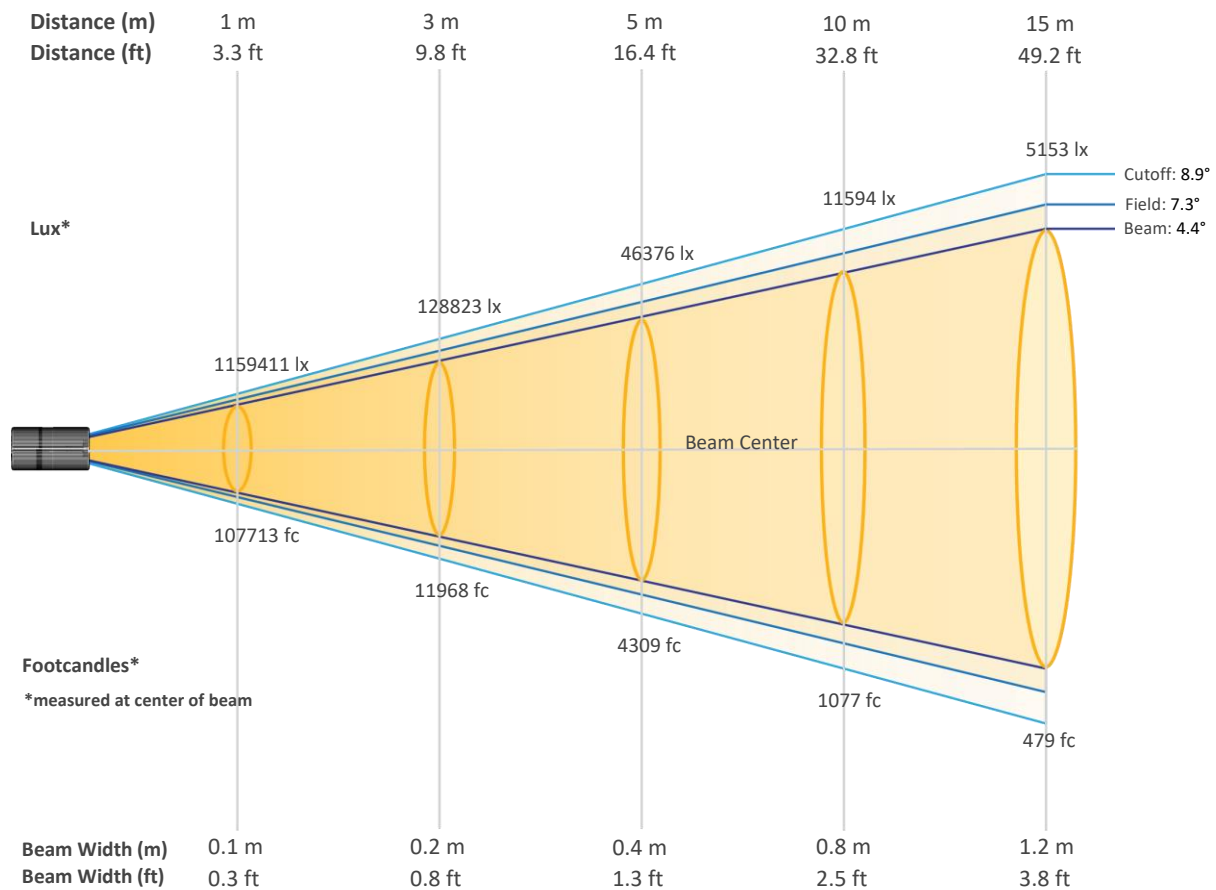
8714 K



# Photometric & Chromaticity Report

Maverick Storm 3 Beam Wash: Full Spot with Both Zoom Zone - Full Power - ECO - Calibration On

## Beam Details

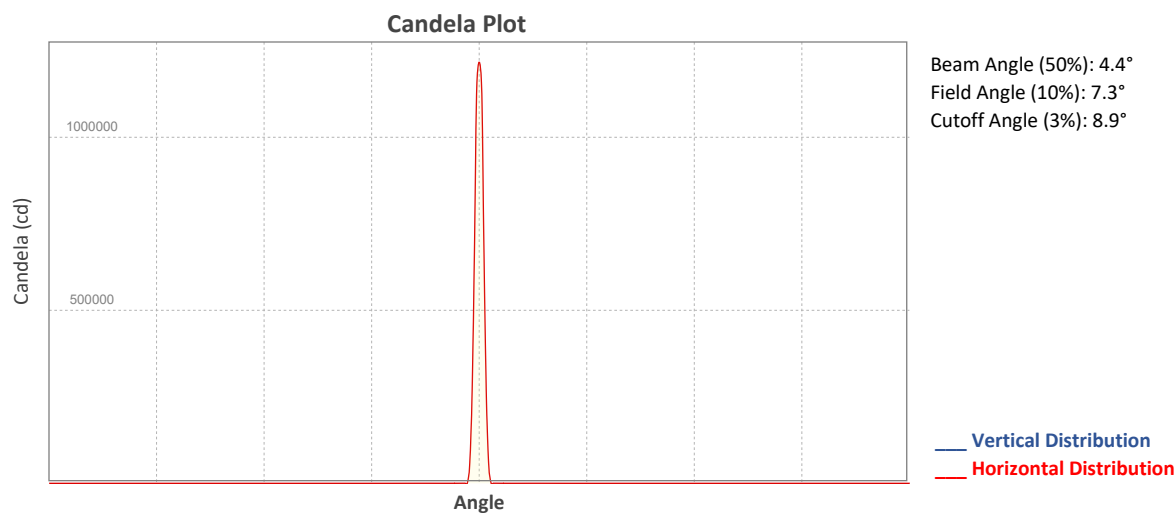


### Beam Intensities from 1-20m (3.3-65.6ft)

Distance	1m	2m	3m	4m	5m	6m	7m	8m	9m	10m
Lux	1159411	289853	128823	72463	46376	32206	23661	18116	14314	11594
Distance	11m	12m	13m	14m	15m	16m	17m	18m	19m	20m
Lux	9582	8051	6860	5915	5153	4529	4012	3578	3212	2899
Distance	3.3ft	6.6ft	9.8ft	13.1ft	16.4ft	19.7ft	23ft	26.2ft	29.5ft	32.8ft
FC	107713	26928	11968	6732	4309	2992	2198	1683	1330	1077
Distance	36.1ft	39.4ft	42.7ft	45.9ft	49.2ft	52.5ft	55.8ft	59.1ft	62.3ft	65.6ft
FC	890	748	637	550	479	421	373	332	298	269

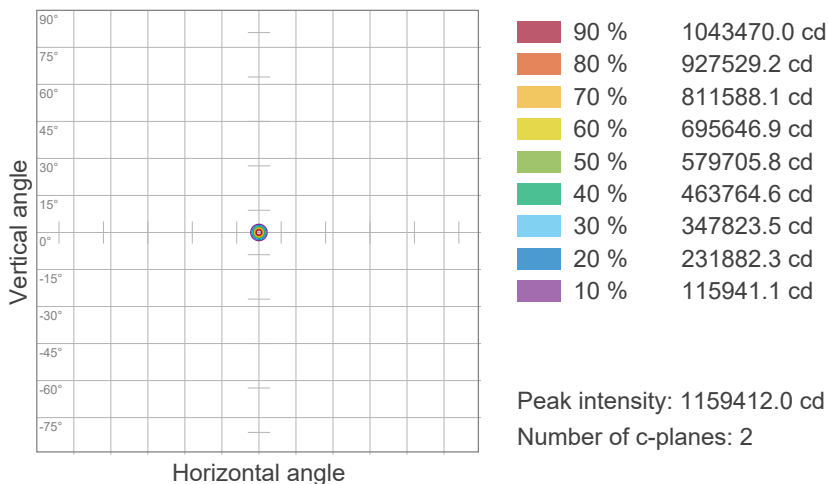
# Photometric & Chromaticity Report

Maverick Storm 3 Beam Wash: Full Spot with Both Zoom Zone - Full Power - ECO - Calibration On

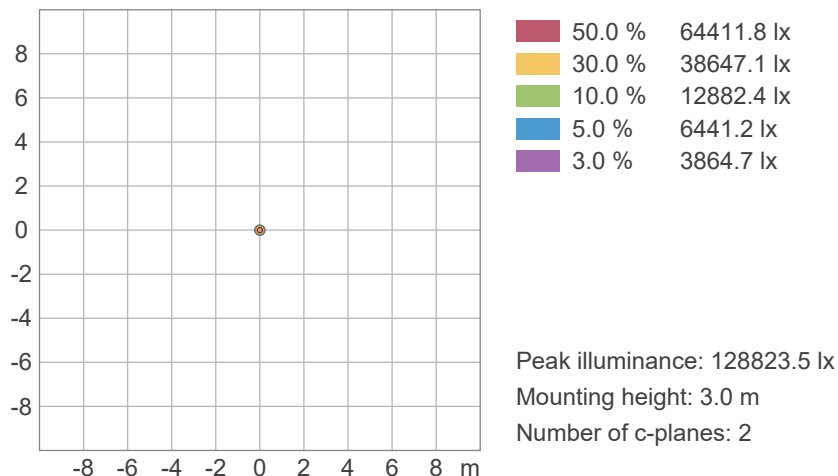


## ISO Diagrams

### ISO Candela Diagram



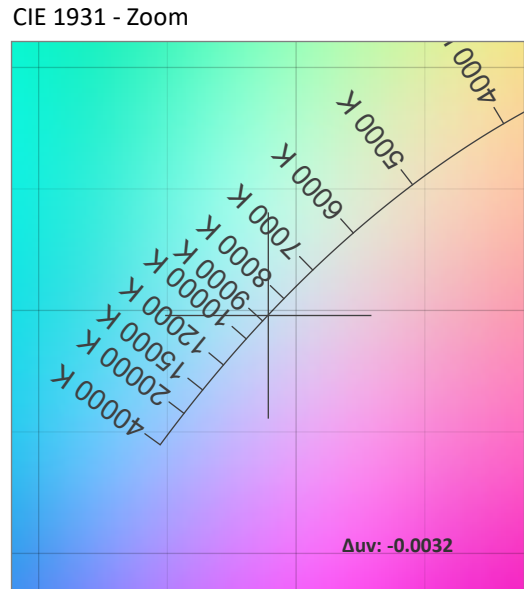
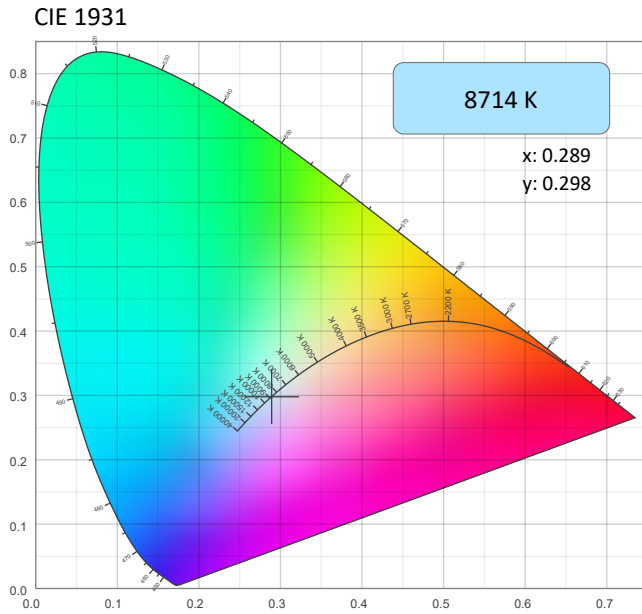
### ISO Lux Diagram



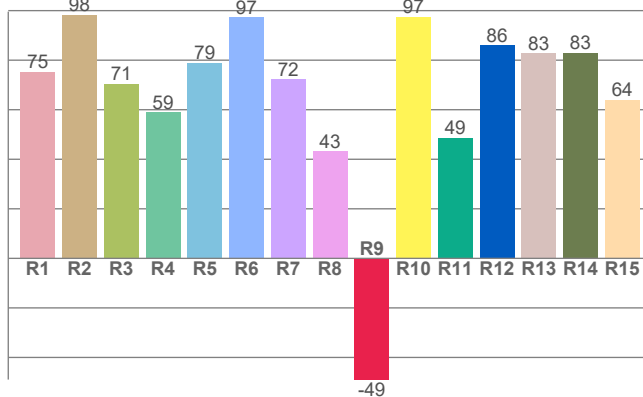
# Photometric & Chromaticity Report

Maverick Storm 3 Beam Wash: Full Spot with Both Zoom Zone - Full Power - ECO - Calibration On

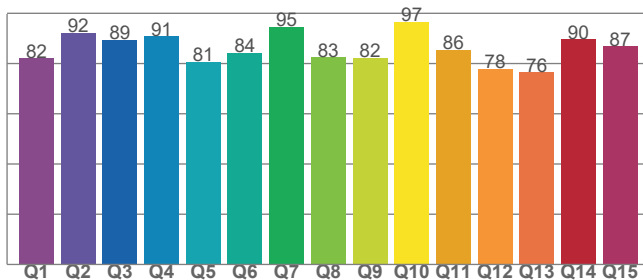
## Chromaticity



CRI: 74.3 (R1-R8)



CQS: 85.0



Color Parameters

Color Temperature	Color Coordinate CIE 1931	Color Coordinate CIE 1931
CCT	x	y
8714 K	0.289	0.298

Color Deviation from Black Body Curve	Color Coordinate CIE 1964	Color Coordinate CIE 1964
Δuv	y	u
-0.0032	0.298	0.193

Color Rendering Index	Red Component	Color Quality Scale
CRI	CRI - R9	CQS
74.3	-48.9	85.0

Television Lighting Consistency Index	Color Fidelity	Color Gamut
TLCI	TM30 - Rf	TM30 Rg
62	80.4	115.4



# Photometric & Chromaticity Report

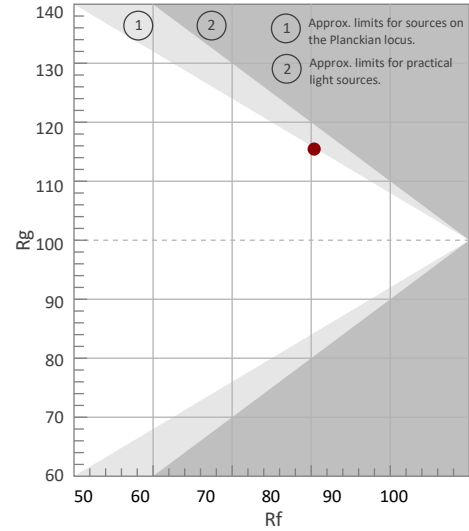
Maverick Storm 3 Beam Wash: Full Spot with Both Zoom Zone - Full Power - ECO - Calibration On

## TM-30 Details

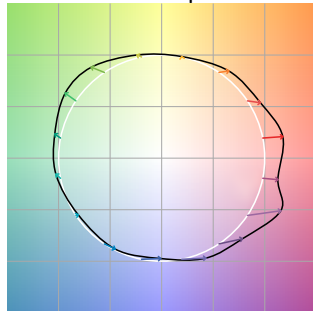
**Rf 80.4**  
Fidelity Index (Rg)

**Rg 115.4**  
Gammut Index (Rg)

Hue Bin	R <sub>f</sub>	Graphic shifts (%)	
		Chroma	Hue
1	65	19%	-2%
2	77	9%	-8%
3	82	6%	-7%
4	94	0%	0%
5	88	3%	4%
6	80	11%	8%
7	80	13%	0%
8	80	6%	-3%
9	91	4%	-5%
10	93	-2%	1%
11	77	-2%	11%
12	76	-4%	18%
13	72	3%	23%
14	67	9%	22%
15	65	24%	22%
16	72	15%	2%



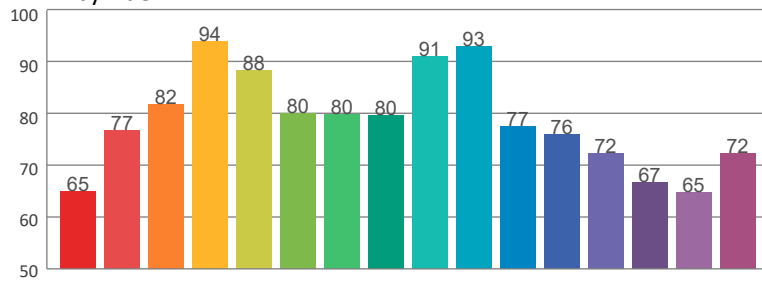
Color Vector Graphic



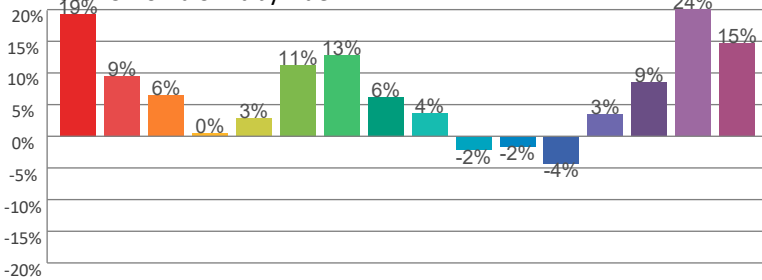
Color Distortion Graphic



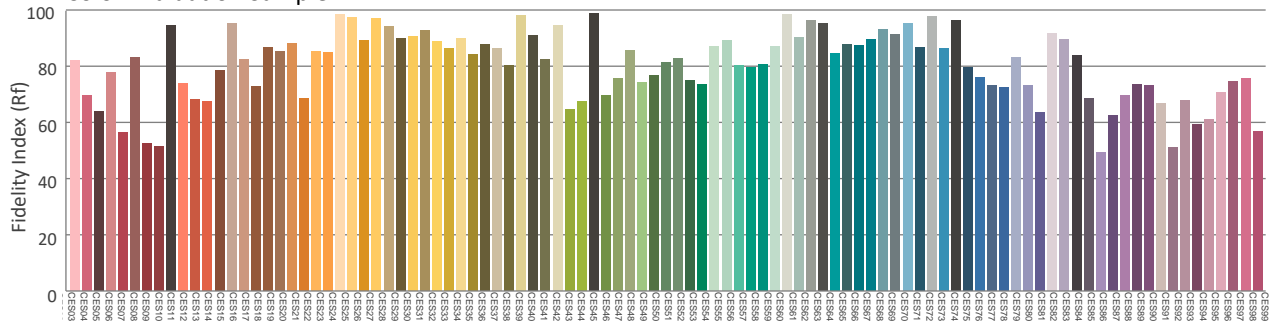
Rf by Hue



Local Chroma Shift by Hue



Color Evaluation Sample



# Photometric & Chromaticity Report

Maverick Storm 3 Beam Wash: 50% Zoom - Plate - Full Power - Calibration On

## Report Summary

### Measurements

Fixture Output: 6253 lm  
Fixture Peak: 113297 cd  
Fixture Efficacy: n/a lm/W  
Intensity @ 5m: 4532 lux  
Color Temperature: 0 K  
CRI: 0.0      CRI R9 Value: 0.0  
CQS: 0.0  
TLCI: n/a  
TM-30 Rf: 0.0  
TM-30 Rg: 0.0  
Beam Angle (50%): 14.1°  
Field Angle (10%): 19.7°  
Cutoff Angle (3%): 22.2°

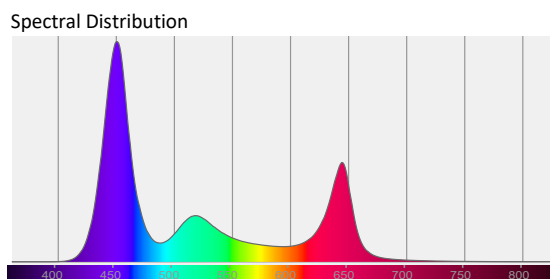
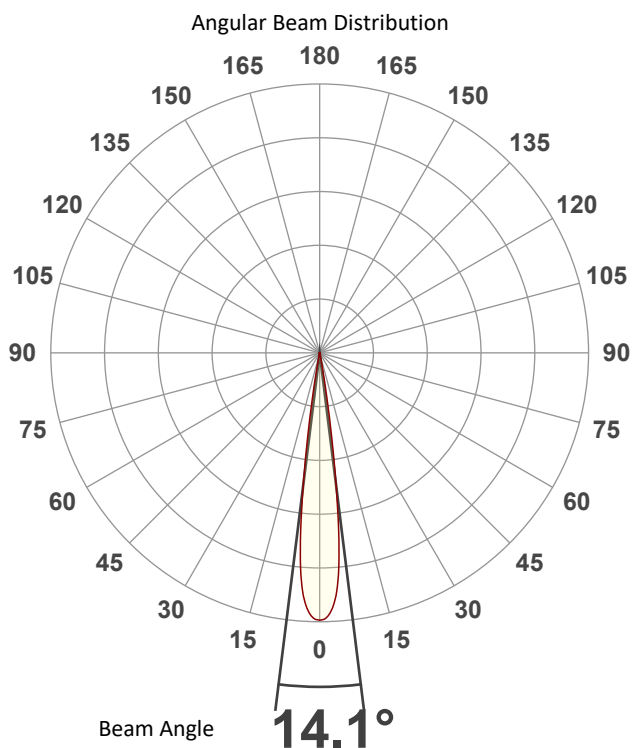


### Conditions

AC Supply: 118 V, 60 Hz  
Power: n/a W  
Current: 0.000 A  
Power Factor: n/a

This data sheet conforms to American National Standard E1.9 – 2007 (R2017). All data was measured and calculated by a Viso Systems LabSpion Goniometer at the Chauvet PD Optics Laboratory in Sunrise, FL on 4/19/2023 to LM-63-2002 Standards.

## Overall Measurement



Tested Color (CIE 1931):

X: 0.239

Y: 0.172



Light Quality

CRI: 0.0

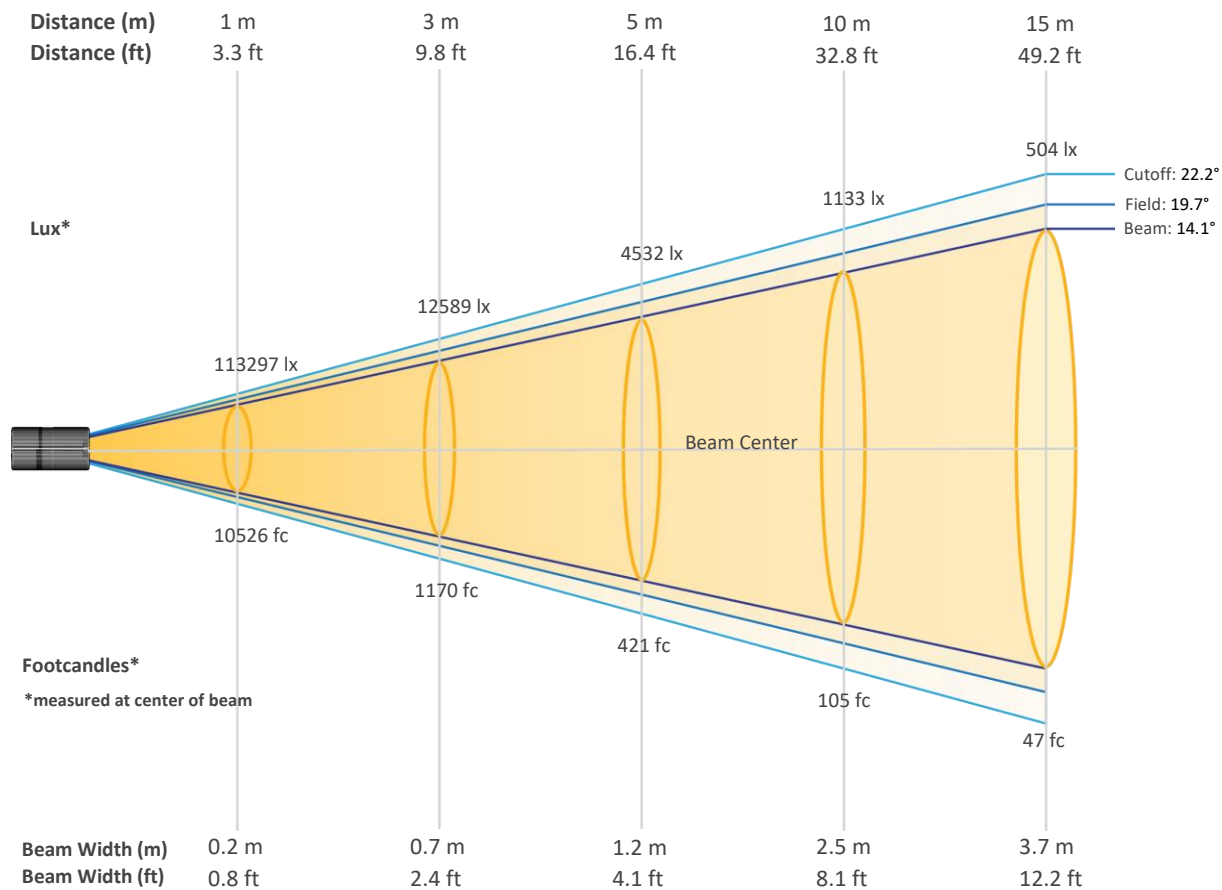
Color Temperature

0 K

# Photometric & Chromaticity Report

Maverick Storm 3 Beam Wash: 50% Zoom - Plate - Full Power - Calibration On

## Beam Details

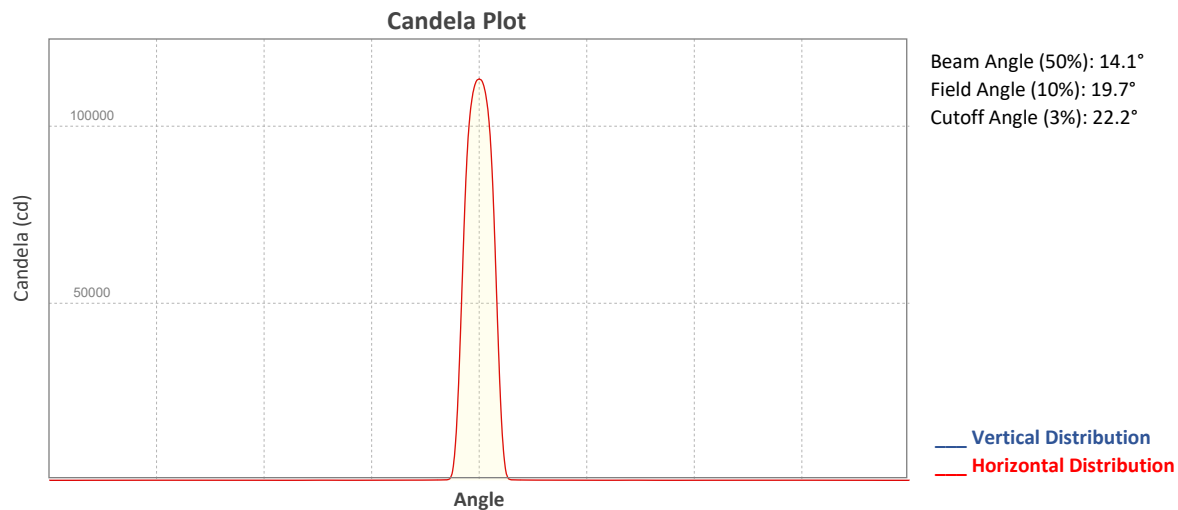


### Beam Intensities from 1-20m (3.3-65.6ft)

Distance	1m	2m	3m	4m	5m	6m	7m	8m	9m	10m
Lux	113297	28324	12589	7081	4532	3147	2312	1770	1399	1133
Distance	11m	12m	13m	14m	15m	16m	17m	18m	19m	20m
Lux	936	787	670	578	504	443	392	350	314	283
Distance	3.3ft	6.6ft	9.8ft	13.1ft	16.4ft	19.7ft	23ft	26.2ft	29.5ft	32.8ft
FC	10526	2631	1170	658	421	292	215	164	130	105
Distance	36.1ft	39.4ft	42.7ft	45.9ft	49.2ft	52.5ft	55.8ft	59.1ft	62.3ft	65.6ft
FC	87	73	62	54	47	41	36	32	29	26

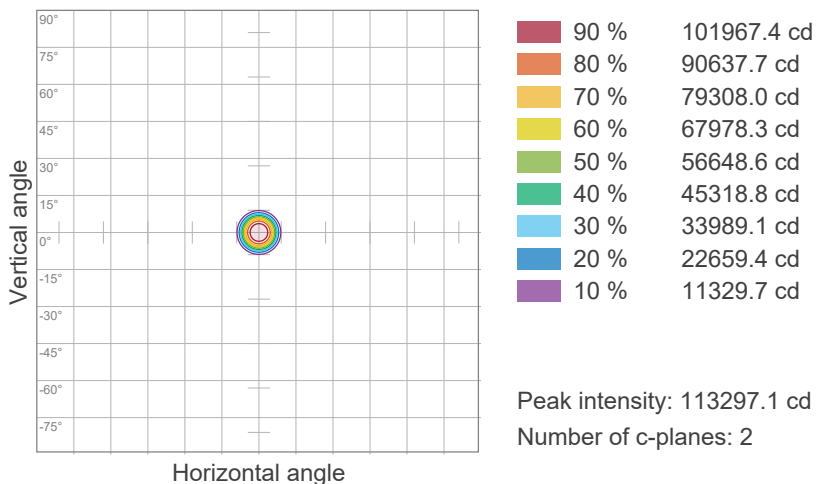
# Photometric & Chromaticity Report

Maverick Storm 3 Beam Wash: 50% Zoom - Plate - Full Power - Calibration On

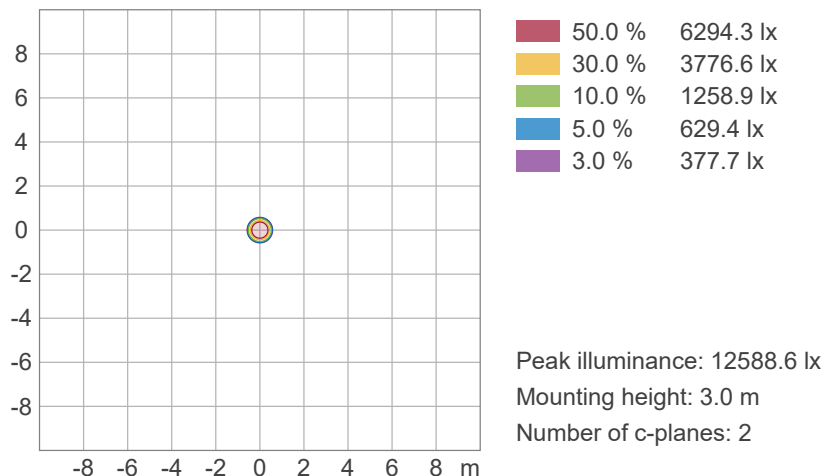


## ISO Diagrams

### ISO Candela Diagram



### ISO Lux Diagram







# Photometric & Chromaticity Report

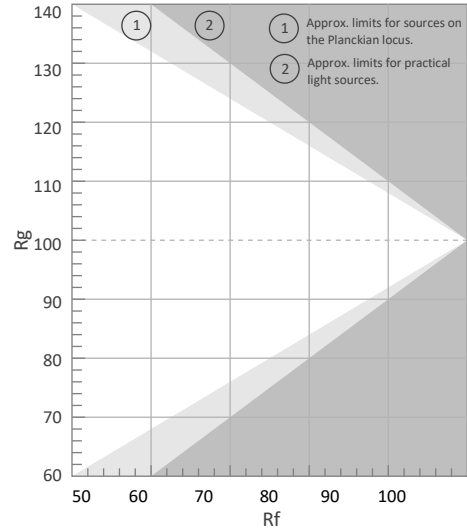
Maverick Storm 3 Beam Wash: 50% Zoom - Plate - Full Power - Calibration On

## TM-30 Details


**Rf 0.0**  
Fidelity Index (Rg)

**Rg 0.0**  
Gammut Index (Rg)


Hue Bin	R <sub>f</sub>	Graphic shifts (%)	
		Chroma	Hue
1	0	0%	0%
2	0	0%	0%
3	0	0%	0%
4	0	0%	0%
5	0	0%	0%
6	0	0%	0%
7	0	0%	0%
8	0	0%	0%
9	0	0%	0%
10	0	0%	0%
11	0	0%	0%
12	0	0%	0%
13	0	0%	0%
14	0	0%	0%
15	0	0%	0%
16	0	0%	0%




Color Vector Graphic




Color Distortion Graphic



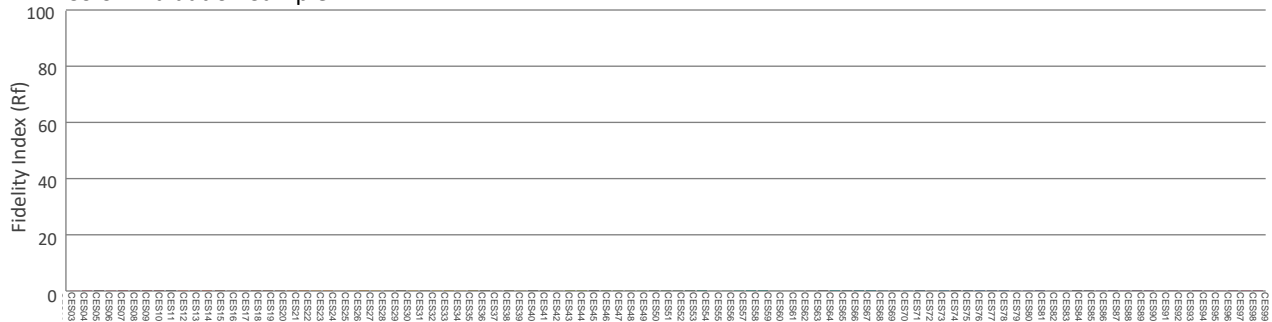
R<sub>f</sub> by Hue



Local Chroma Shift by Hue



Color Evaluation Sample



# Photometric & Chromaticity Report

Maverick Storm 3 Beam Wash: 50% Zoom - Plate - Full Power - Calibration Off

## Report Summary

### Measurements

Fixture Output: 6208 lm  
Fixture Peak: 113068 cd  
Fixture Efficacy: n/a lm/W  
Intensity @ 5m: 4523 lux  
Color Temperature: 0 K  
CRI: 0.0      CRI R9 Value: 0.0  
CQS: 0.0  
TLCI: n/a  
TM-30 Rf: 0.0  
TM-30 Rg: 0.0  
Beam Angle (50%): 14.1°  
Field Angle (10%): 19.7°  
Cutoff Angle (3%): 22.2°

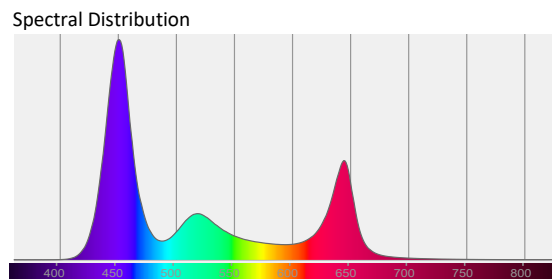
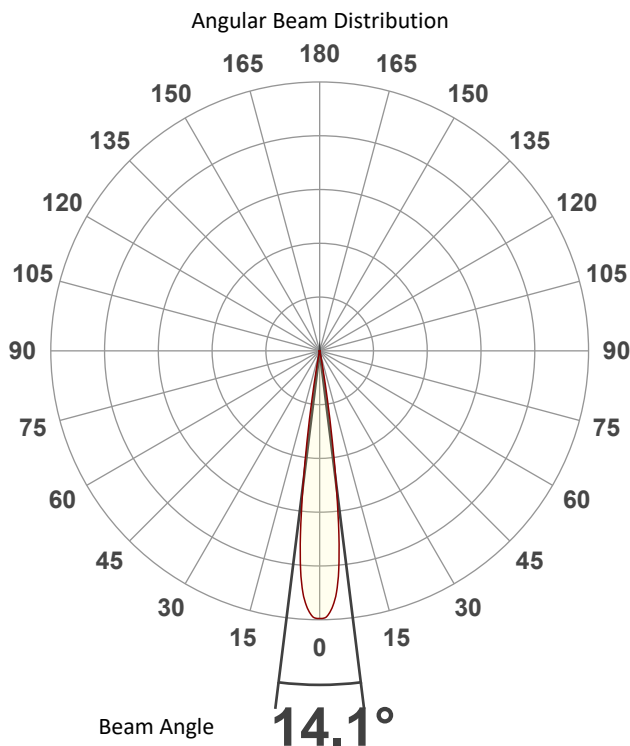


### Conditions

AC Supply: 119 V, 60.1 Hz  
Power: n/a W  
Current: 0.000 A  
Power Factor: n/a

This data sheet conforms to American National Standard E1.9 – 2007 (R2017). All data was measured and calculated by a Viso Systems LabSpion Goniometer at the Chauvet PD Optics Laboratory in Sunrise, FL on 4/19/2023 to LM-63-2002 Standards.

## Overall Measurement



Tested Color (CIE 1931):  
X: 0.239  
Y: 0.172

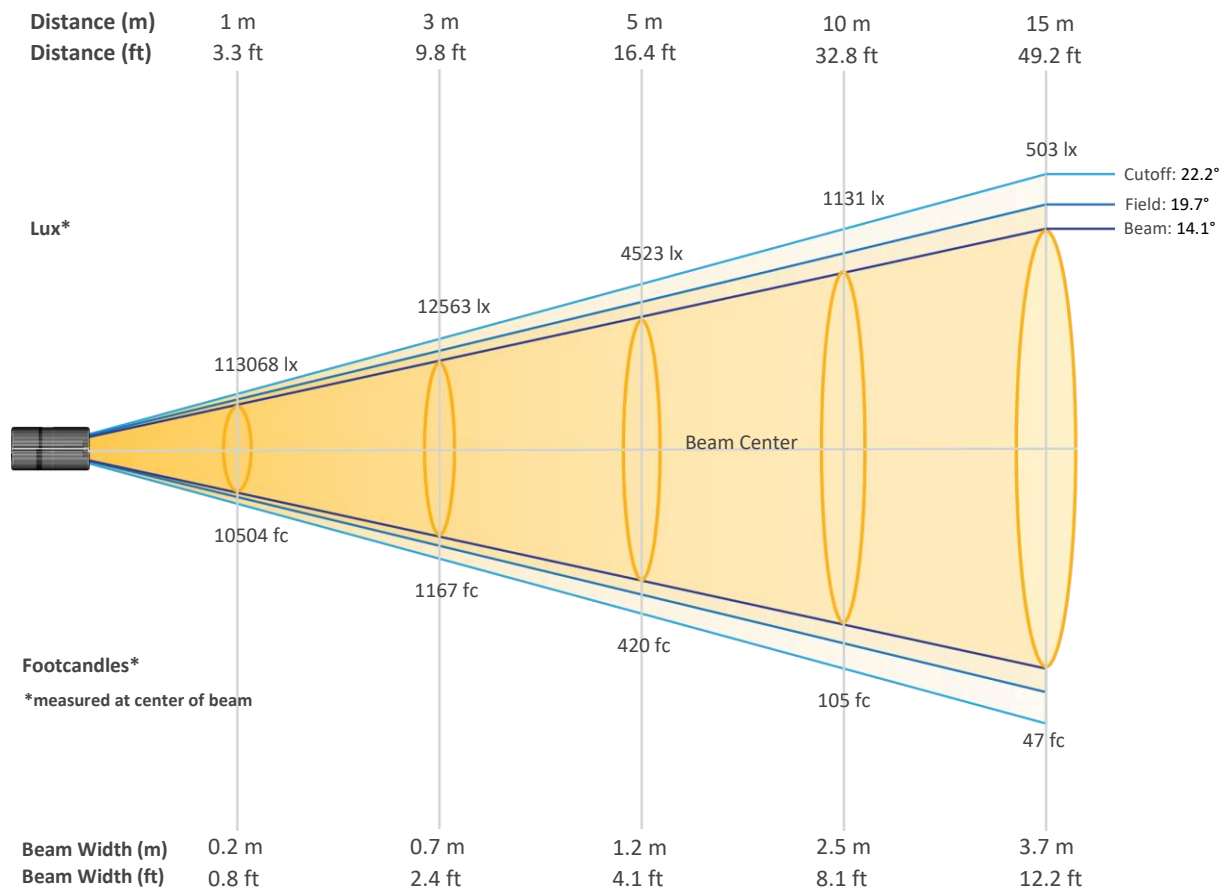
Light Quality  
CRI: 0.0

Color Temperature  
0 K

# Photometric & Chromaticity Report

Maverick Storm 3 Beam Wash: 50% Zoom - Plate - Full Power - Calibration Off

## Beam Details

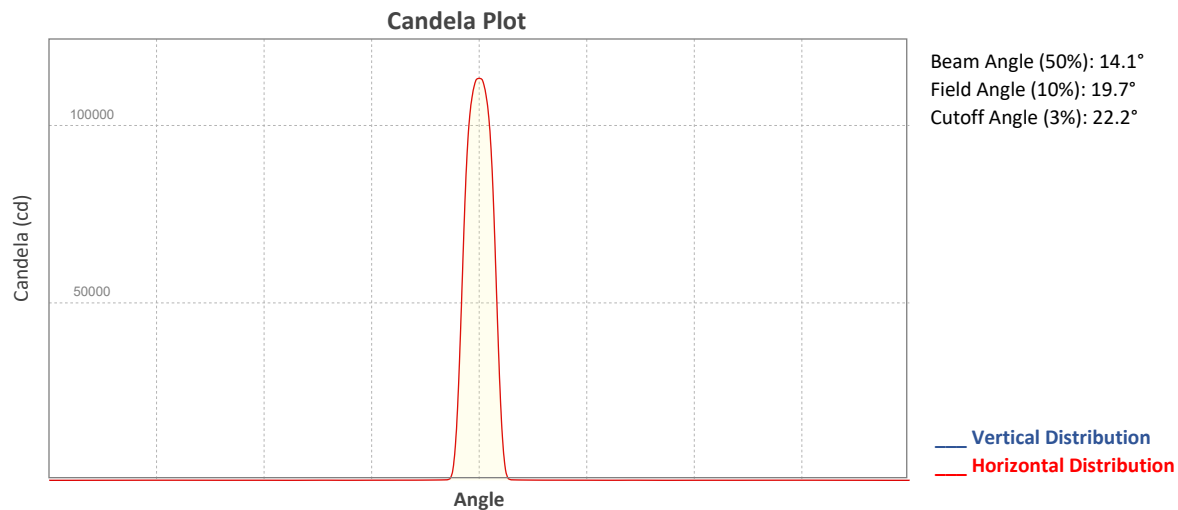


### Beam Intensities from 1-20m (3.3-65.6ft)

Distance	1m	2m	3m	4m	5m	6m	7m	8m	9m	10m
Lux	113068	28267	12563	7067	4523	3141	2308	1767	1396	1131
Distance	11m	12m	13m	14m	15m	16m	17m	18m	19m	20m
Lux	934	785	669	577	503	442	391	349	313	283
Distance	3.3ft	6.6ft	9.8ft	13.1ft	16.4ft	19.7ft	23ft	26.2ft	29.5ft	32.8ft
FC	10504	2626	1167	657	420	292	214	164	130	105
Distance	36.1ft	39.4ft	42.7ft	45.9ft	49.2ft	52.5ft	55.8ft	59.1ft	62.3ft	65.6ft
FC	87	73	62	54	47	41	36	32	29	26

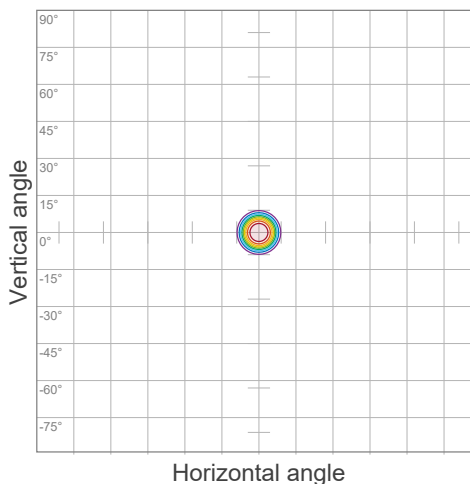
# Photometric & Chromaticity Report

Maverick Storm 3 Beam Wash: 50% Zoom - Plate - Full Power - Calibration Off



## ISO Diagrams

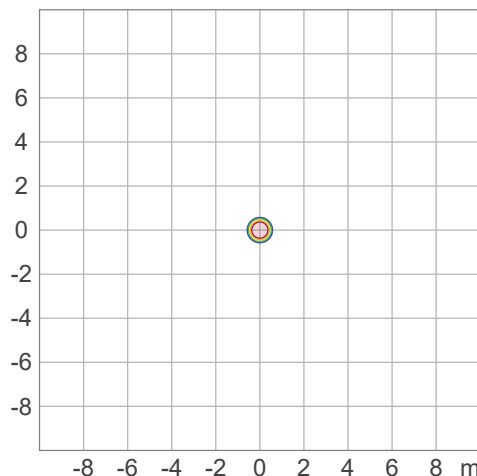
### ISO Candela Diagram



90 %	101761.4 cd
80 %	90454.6 cd
70 %	79147.7 cd
60 %	67840.9 cd
50 %	56534.1 cd
40 %	45227.3 cd
30 %	33920.5 cd
20 %	22613.6 cd
10 %	11306.8 cd

Peak intensity: 113068.2 cd  
 Number of c-planes: 2

### ISO Lux Diagram



50.0 %	6281.6 lx
30.0 %	3768.9 lx
10.0 %	1256.3 lx
5.0 %	628.2 lx
3.0 %	376.9 lx

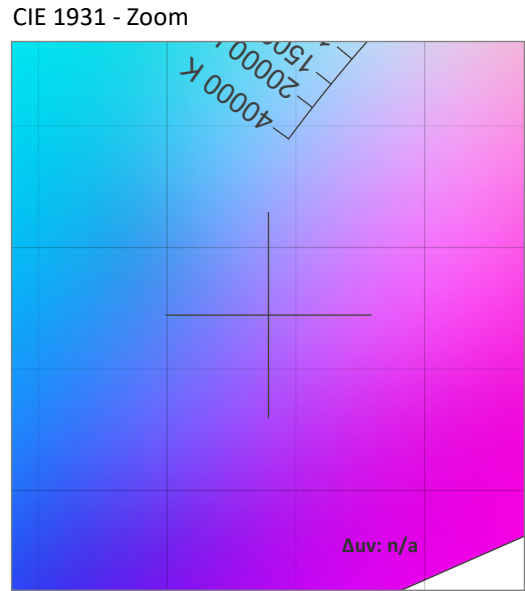
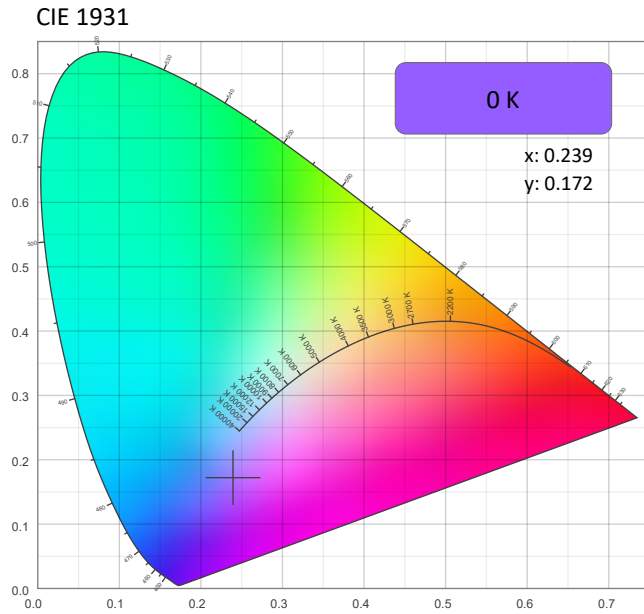
Peak illuminance: 12563.1 lx  
 Mounting height: 3.0 m  
 Number of c-planes: 2



# Photometric & Chromaticity Report

Maverick Storm 3 Beam Wash: 50% Zoom - Plate - Full Power - Calibration Off

## Chromaticity



### CRI: 0.0 (R1-R8)

0	0	0	0	0	0	0	0	0	0	0	0	0	0	0
R1	R2	R3	R4	R5	R6	R7	R8	R9	R10	R11	R12	R13	R14	R15

### CQS: 0.0

0	0	0	0	0	0	0	0	0	0	0	0	0	0	0
Q1	Q2	Q3	Q4	Q5	Q6	Q7	Q8	Q9	Q10	Q11	Q12	Q13	Q14	Q15

### Color Parameters

Color Temperature	Color Coordinate CIE 1931	Color Coordinate CIE 1931
CCT	x	y
0 K	0.239	0.172

Color Deviation from Black Body Curve	Color Coordinate CIE 1964	Color Coordinate CIE 1964
$\Delta uv$	y	u
n/a	0.172	0.209

Color Rendering Index	Red Component	Color Quality Scale
CRI	CRI - R9	CQS
0.0	0.0	0.0

Television Lighting Consistency Index	Color Fidelity	Color Gamut
TLCI	TM30 - Rf	TM30 Rg
n/a	0.0	0.0

# Photometric & Chromaticity Report

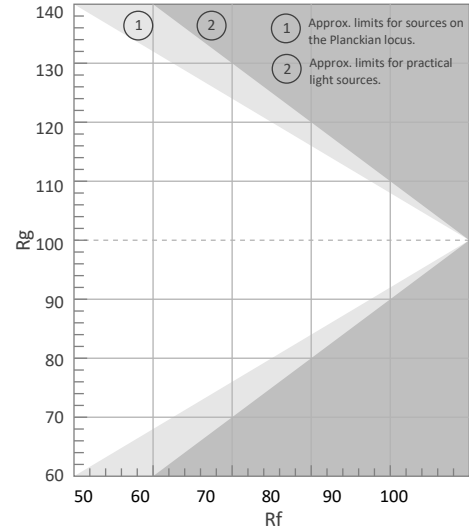
Maverick Storm 3 Beam Wash: 50% Zoom - Plate - Full Power - Calibration Off

## TM-30 Details


**Rf 0.0**  
Fidelity Index (Rg)

**Rg 0.0**  
Gammut Index (Rg)


Hue Bin	R <sub>f</sub>	Graphic shifts (%)	
		Chroma	Hue
1	0	0%	0%
2	0	0%	0%
3	0	0%	0%
4	0	0%	0%
5	0	0%	0%
6	0	0%	0%
7	0	0%	0%
8	0	0%	0%
9	0	0%	0%
10	0	0%	0%
11	0	0%	0%
12	0	0%	0%
13	0	0%	0%
14	0	0%	0%
15	0	0%	0%
16	0	0%	0%




Color Vector Graphic




Color Distortion Graphic



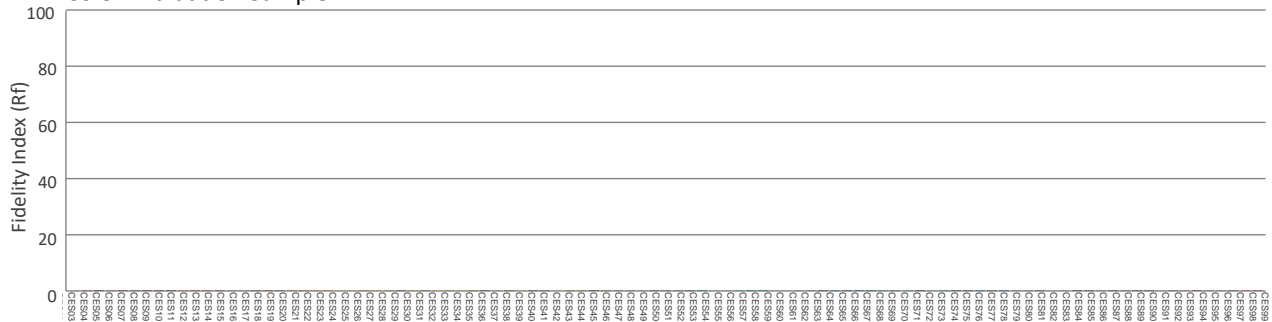
R<sub>f</sub> by Hue



Local Chroma Shift by Hue



Color Evaluation Sample



# Photometric & Chromaticity Report

Maverick Storm 3 Beam Wash: 50% Zoom - Plate - Full Power - Auto - Calibration On

## Report Summary

### Measurements

Fixture Output: 5365 lm  
Fixture Peak: 97110 cd  
Fixture Efficacy: n/a lm/W  
Intensity @ 5m: 3884 lux  
Color Temperature: 8381 K  
CRI: 73.5    CRI R9 Value: -49.8  
CQS: 84.9  
TLCI: 61  
TM-30 Rf: 80.0  
TM-30 Rg: 116.2  
Beam Angle (50%): 14.2°  
Field Angle (10%): 19.7°  
Cutoff Angle (3%): 22.2°

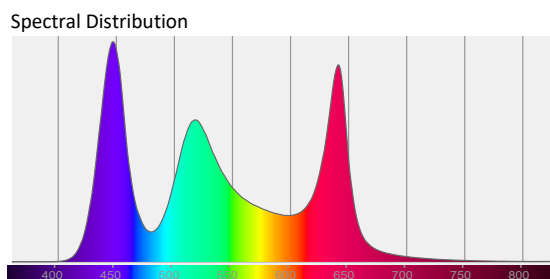
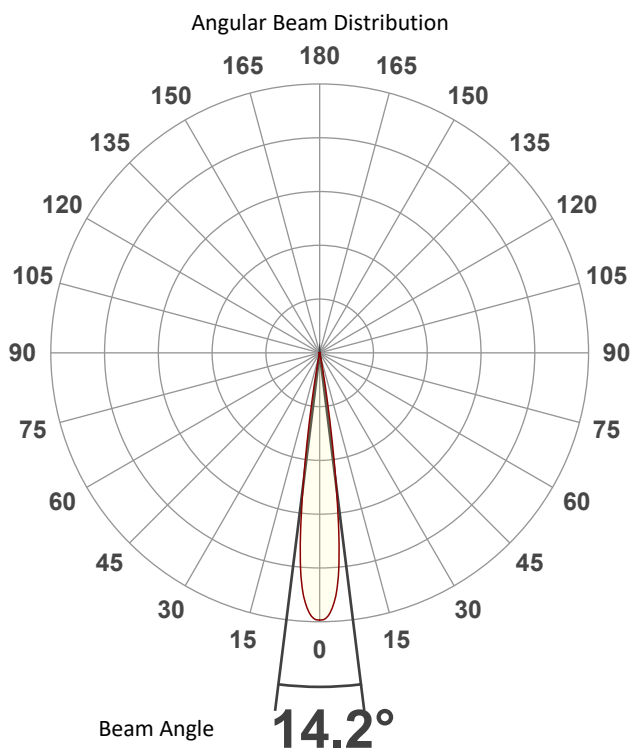


### Conditions

AC Supply: 119 V, 60 Hz  
Power: n/a W  
Current: 0.000 A  
Power Factor: n/a

This data sheet conforms to American National Standard E1.9 – 2007 (R2017). All data was measured and calculated by a Viso Systems LabSpion Goniometer at the Chauvet PD Optics Laboratory in Sunrise, FL on 4/19/2023 to LM-63-2002 Standards.


## Overall Measurement



Tested Color (CIE 1931):

X: 0.292

Y: 0.300



Light Quality

CRI: 73.5

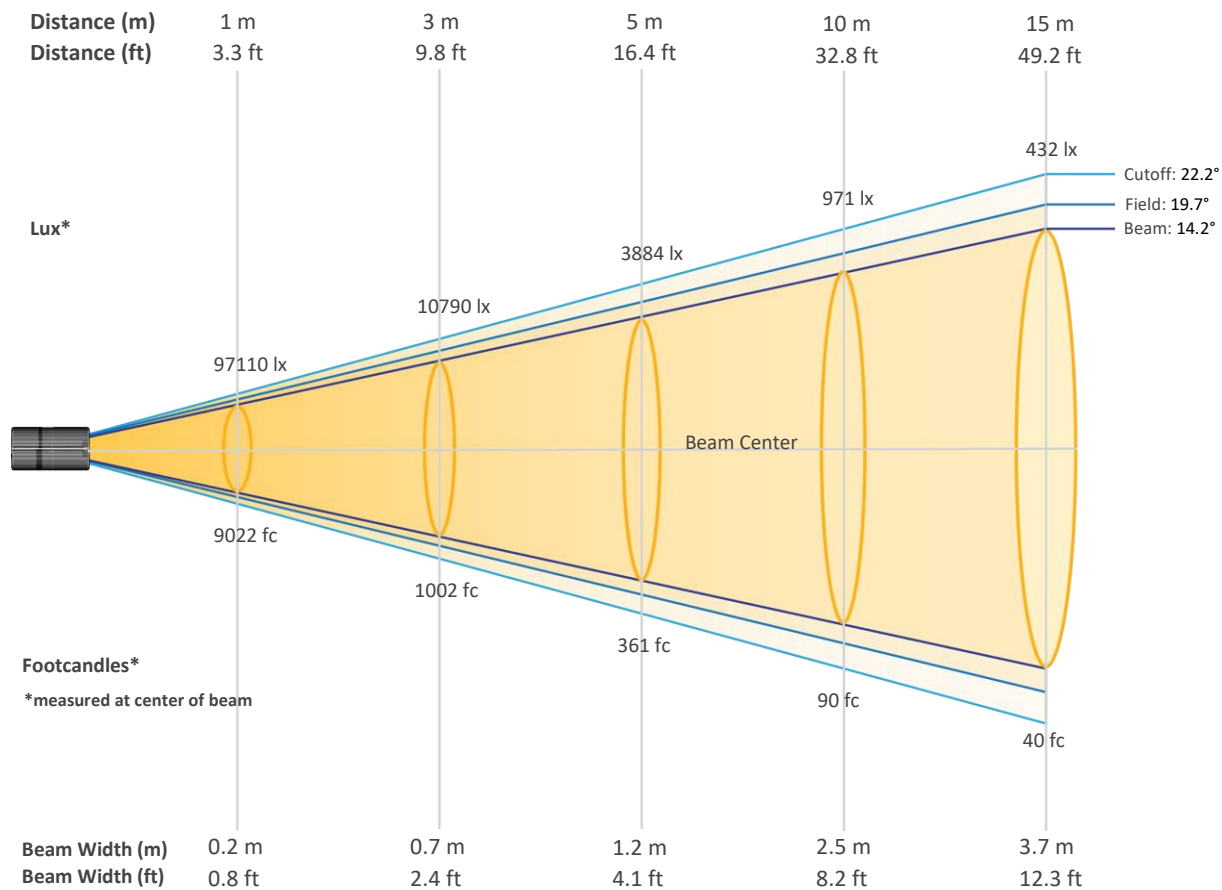
Color Temperature

8381 K

# Photometric & Chromaticity Report

Maverick Storm 3 Beam Wash: 50% Zoom - Plate - Full Power - Auto - Calibration On

## Beam Details



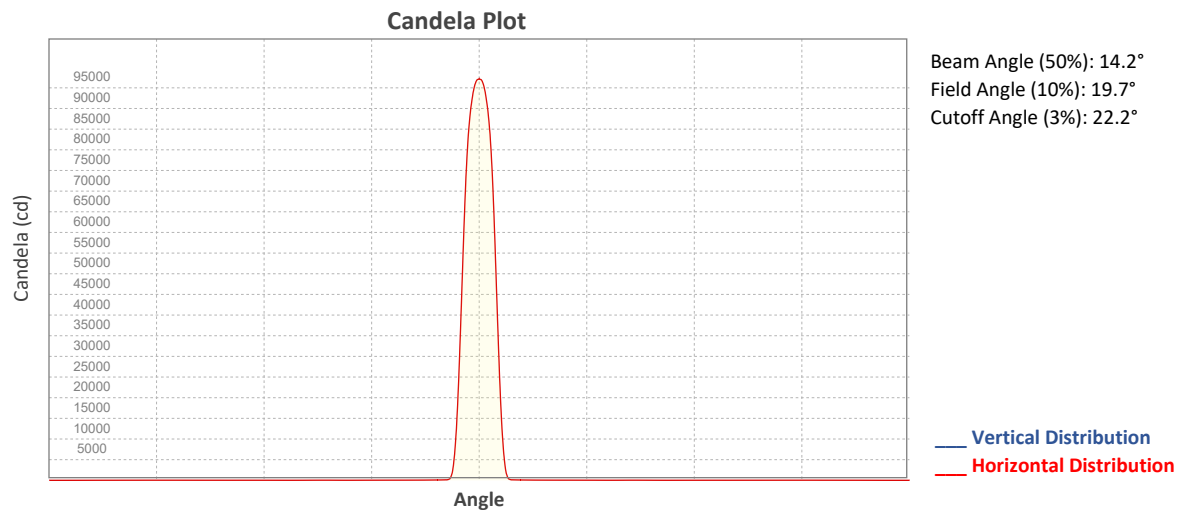
### Beam Intensities from 1-20m (3.3-65.6ft)

Distance	1m	2m	3m	4m	5m	6m	7m	8m	9m	10m
Lux	97110	24278	10790	6069	3884	2698	1982	1517	1199	971
<b>Distance</b>	<b>11m</b>	<b>12m</b>	<b>13m</b>	<b>14m</b>	<b>15m</b>	<b>16m</b>	<b>17m</b>	<b>18m</b>	<b>19m</b>	<b>20m</b>
Lux	803	674	575	495	432	379	336	300	269	243
<b>Distance</b>	<b>3.3ft</b>	<b>6.6ft</b>	<b>9.8ft</b>	<b>13.1ft</b>	<b>16.4ft</b>	<b>19.7ft</b>	<b>23ft</b>	<b>26.2ft</b>	<b>29.5ft</b>	<b>32.8ft</b>
FC	9022	2255	1002	564	361	251	184	141	111	90
<b>Distance</b>	<b>36.1ft</b>	<b>39.4ft</b>	<b>42.7ft</b>	<b>45.9ft</b>	<b>49.2ft</b>	<b>52.5ft</b>	<b>55.8ft</b>	<b>59.1ft</b>	<b>62.3ft</b>	<b>65.6ft</b>
FC	75	63	53	46	40	35	31	28	25	23



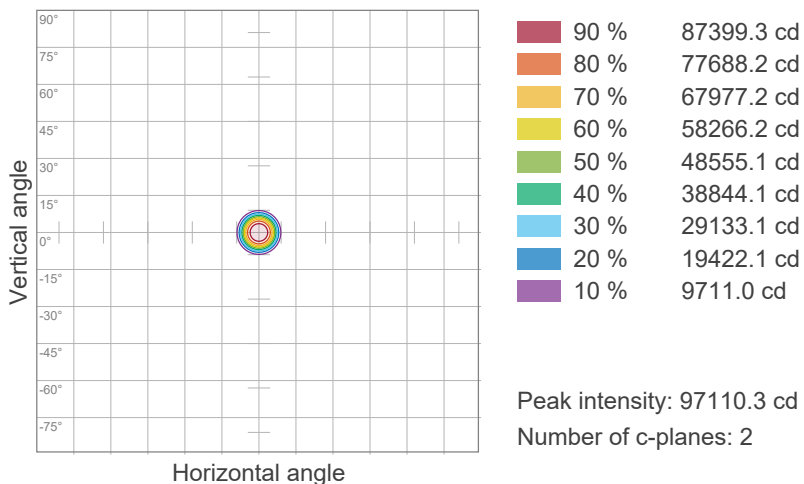
# Photometric & Chromaticity Report

Maverick Storm 3 Beam Wash: 50% Zoom - Plate - Full Power - Auto - Calibration On

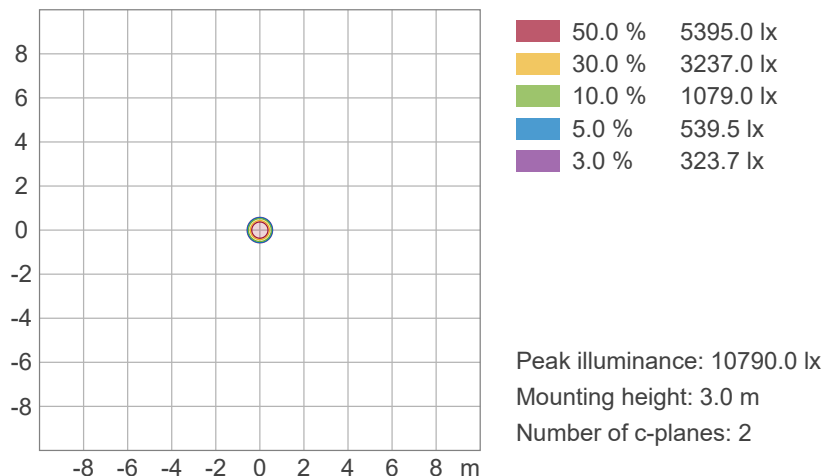


## ISO Diagrams

### ISO Candela Diagram



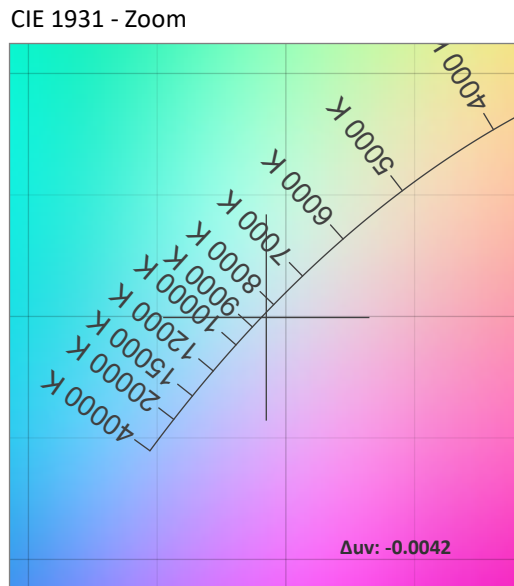
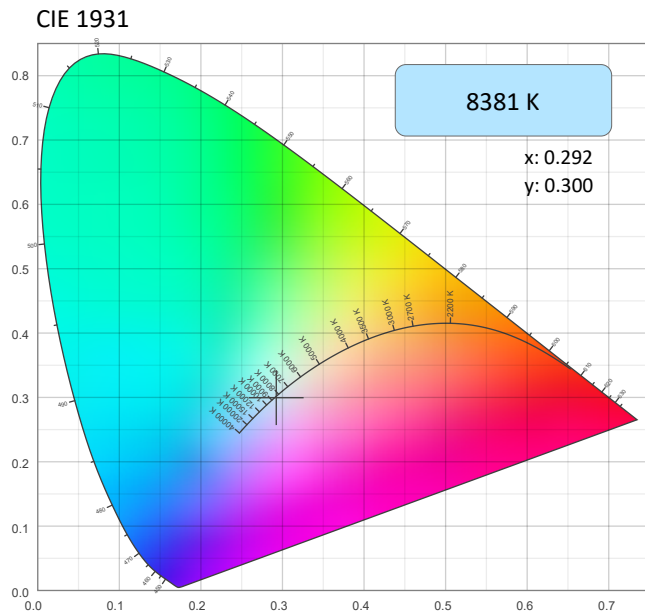
### ISO Lux Diagram



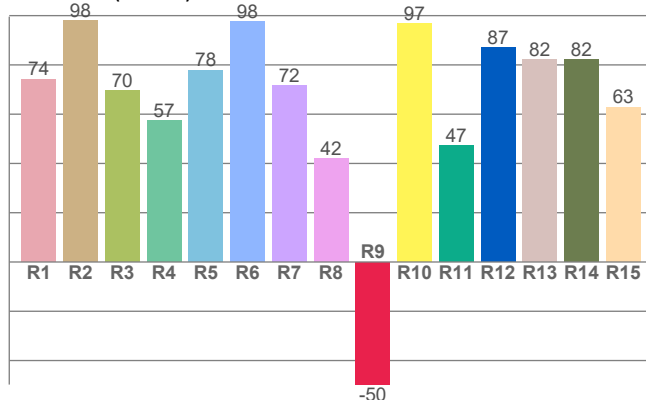
# Photometric & Chromaticity Report

Maverick Storm 3 Beam Wash: 50% Zoom - Plate - Full Power - Auto - Calibration On

## Chromaticity



CRI: 73.5 (R1-R8)

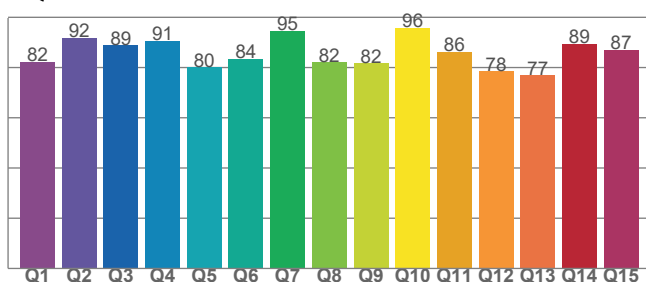


Color Parameters

Color Temperature	Color Coordinate CIE 1931	Color Coordinate CIE 1931
CCT	x	y
8381 K	0.292	0.300

Color Deviation from Black Body Curve	Color Coordinate CIE 1964	Color Coordinate CIE 1964
Δuv	y	u
-0.0042	0.300	0.195

CQS: 84.9



Color Rendering Index	Red Component	Color Quality Scale
CRI	CRI - R9	CQS
73.5	-49.8	84.9

Television Lighting Consistency Index	Color Fidelity	Color Gamut
TLCI	TM30 - Rf	TM30 Rg
61	80.0	116.2

# Photometric & Chromaticity Report

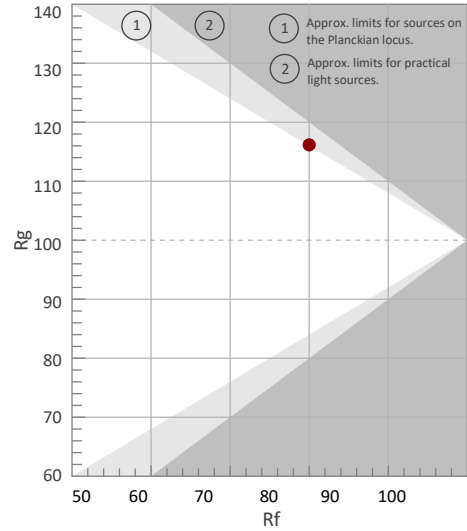
Maverick Storm 3 Beam Wash: 50% Zoom - Plate - Full Power - Auto - Calibration On

## TM-30 Details

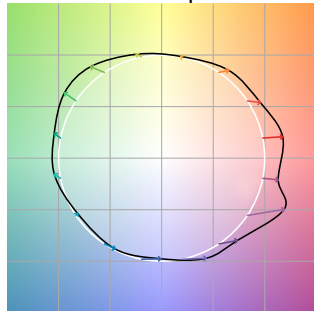
**Rf 80.0**  
Fidelity Index (Rg)

**Rg 116.2**  
Gammut Index (Rg)

Hue Bin	R <sub>f</sub>	Graphic shifts (%)	
		Chroma	Hue
1	65	19%	-2%
2	77	10%	-8%
3	84	7%	-7%
4	94	0%	1%
5	87	4%	5%
6	79	12%	8%
7	79	14%	0%
8	79	7%	-3%
9	91	5%	-5%
10	92	-2%	-1%
11	77	-2%	11%
12	76	-4%	18%
13	72	4%	23%
14	71	7%	17%
15	62	26%	25%
16	72	15%	1%



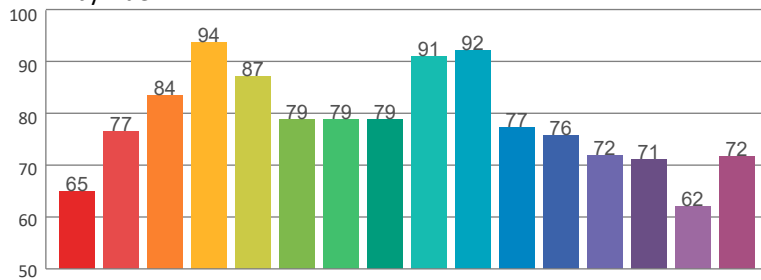
Color Vector Graphic



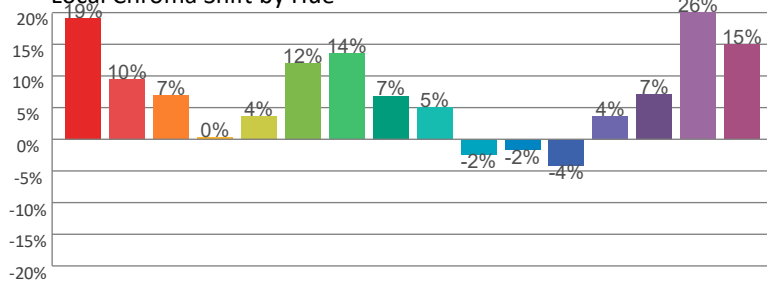
Color Distortion Graphic



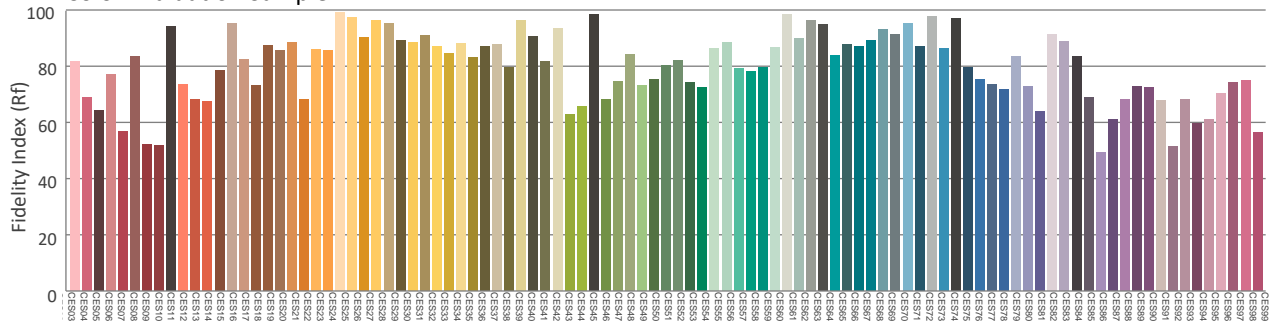
Rf by Hue



Local Chroma Shift by Hue



Color Evaluation Sample



# Photometric & Chromaticity Report

Maverick Storm 3 Beam Wash: 50% Zoom - Plate - Full Power - Auto - Calibration Off

## Report Summary

### Measurements

Fixture Output: 6260 lm  
Fixture Peak: 112791 cd  
Fixture Efficacy: n/a lm/W  
Intensity @ 5m: 4512 lux  
Color Temperature: 0 K  
CRI: 0.0      CRI R9 Value: 0.0  
CQS: 0.0  
TLCI: n/a  
TM-30 Rf: 0.0  
TM-30 Rg: 0.0  
Beam Angle (50%): 14.1°  
Field Angle (10%): 19.8°  
Cutoff Angle (3%): 22.4°

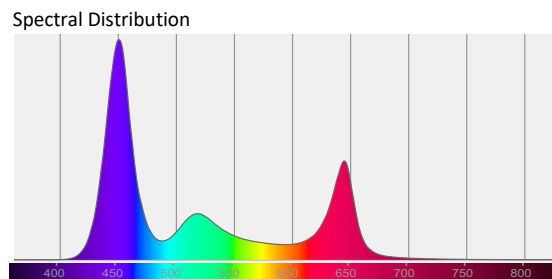
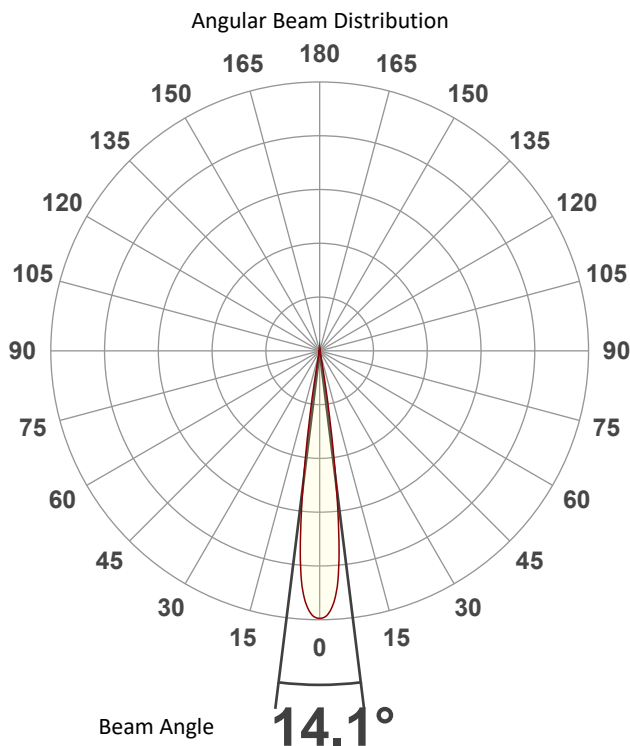


### Conditions

AC Supply: 119 V, 60.1 Hz  
Power: n/a W  
Current: 0.000 A  
Power Factor: n/a

This data sheet conforms to American National Standard E1.9 – 2007 (R2017). All data was measured and calculated by a Viso Systems LabSpion Goniometer at the Chauvet PD Optics Laboratory in Sunrise, FL on 4/19/2023 to LM-63-2002 Standards.

## Overall Measurement



Tested Color (CIE 1931):  
X: 0.239  
Y: 0.172

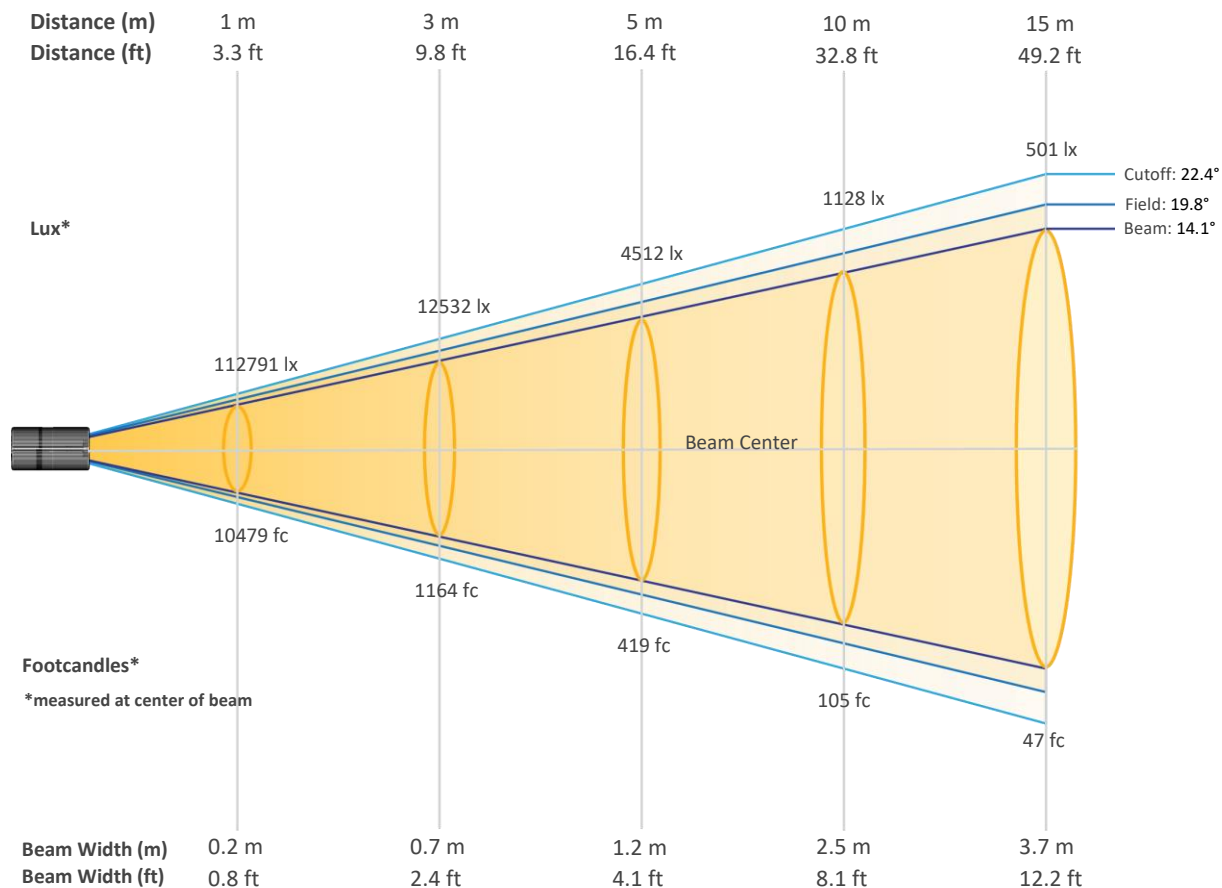
Light Quality  
CRI: 0.0

Color Temperature  
0 K

# Photometric & Chromaticity Report

Maverick Storm 3 Beam Wash: 50% Zoom - Plate - Full Power - Auto - Calibration Off

## Beam Details

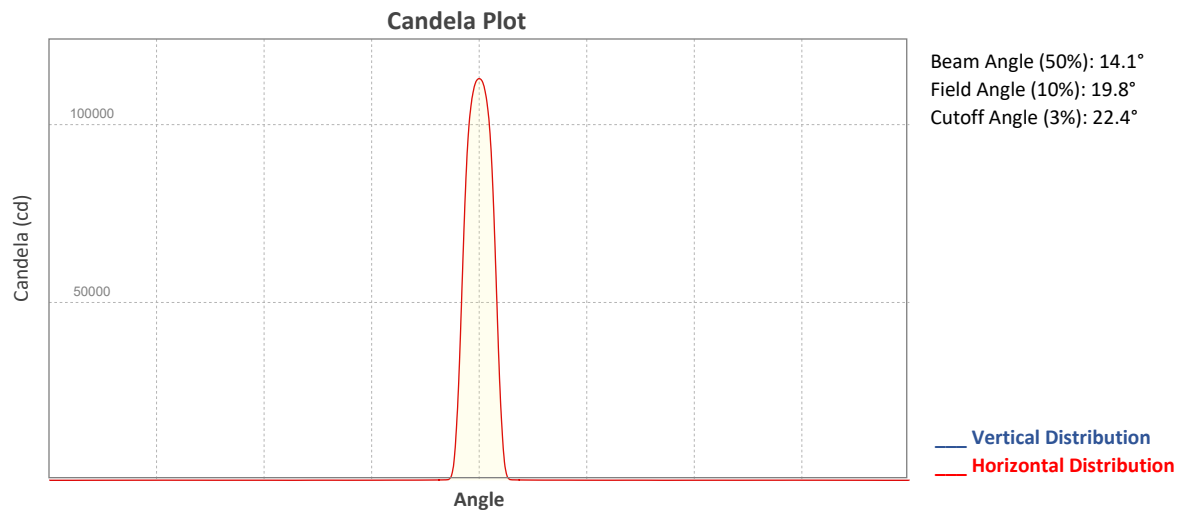


### Beam Intensities from 1-20m (3.3-65.6ft)

Distance	1m	2m	3m	4m	5m	6m	7m	8m	9m	10m
Lux	112791	28198	12532	7049	4512	3133	2302	1762	1392	1128
Distance	11m	12m	13m	14m	15m	16m	17m	18m	19m	20m
Lux	932	783	667	575	501	441	390	348	312	282
Distance	3.3ft	6.6ft	9.8ft	13.1ft	16.4ft	19.7ft	23ft	26.2ft	29.5ft	32.8ft
FC	10479	2620	1164	655	419	291	214	164	129	105
Distance	36.1ft	39.4ft	42.7ft	45.9ft	49.2ft	52.5ft	55.8ft	59.1ft	62.3ft	65.6ft
FC	87	73	62	53	47	41	36	32	29	26

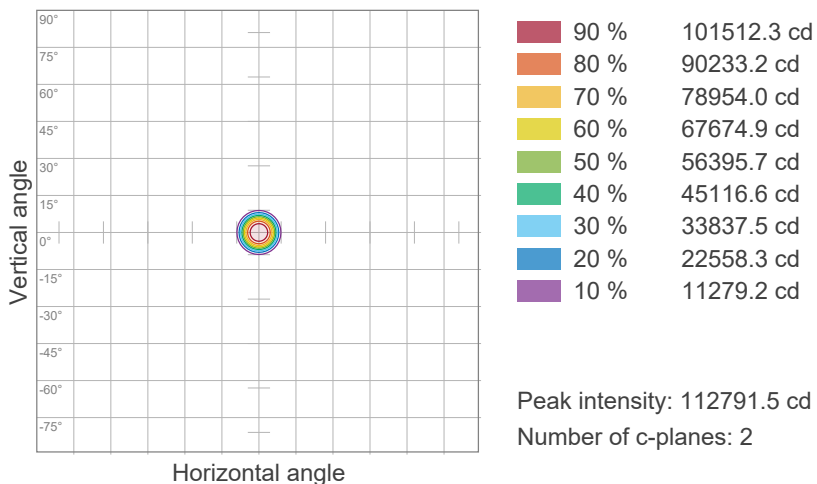
# Photometric & Chromaticity Report

Maverick Storm 3 Beam Wash: 50% Zoom - Plate - Full Power - Auto - Calibration Off

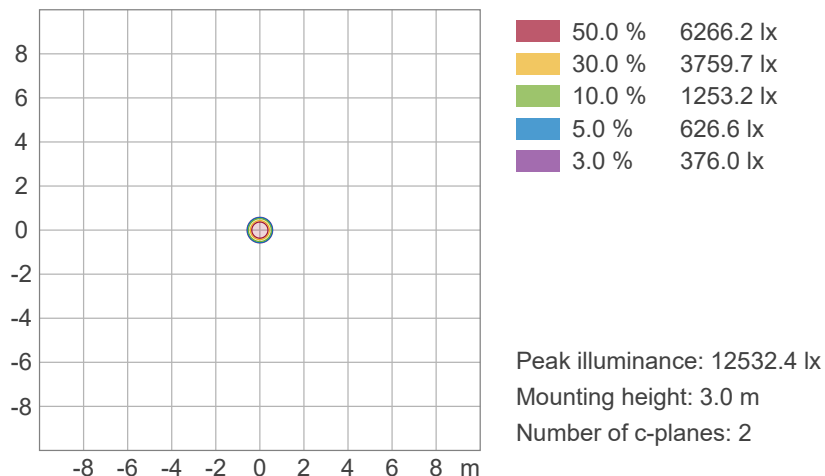


## ISO Diagrams

### ISO Candela Diagram



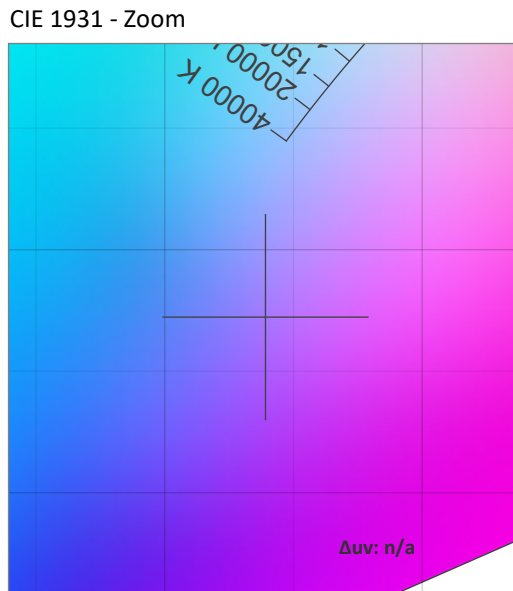
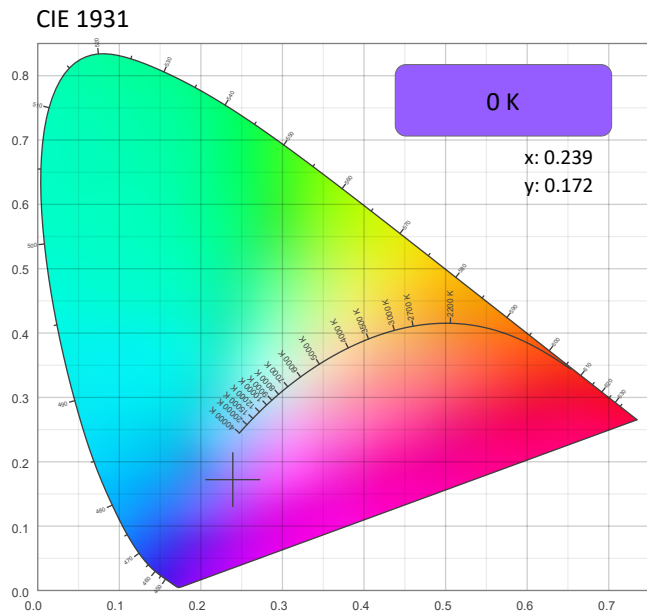
### ISO Lux Diagram



# Photometric & Chromaticity Report

Maverick Storm 3 Beam Wash: 50% Zoom - Plate - Full Power - Auto - Calibration Off

## Chromaticity



### CRI: 0.0 (R1-R8)

0	0	0	0	0	0	0	0	0	0	0	0	0	0	0
R1	R2	R3	R4	R5	R6	R7	R8	R9	R10	R11	R12	R13	R14	R15

### CQS: 0.0

0	0	0	0	0	0	0	0	0	0	0	0	0	0	0
Q1	Q2	Q3	Q4	Q5	Q6	Q7	Q8	Q9	Q10	Q11	Q12	Q13	Q14	Q15

### Color Parameters

Color Temperature	Color Coordinate CIE 1931	Color Coordinate CIE 1931
CCT	x	y
0 K	0.239	0.172

Color Deviation from Black Body Curve	Color Coordinate CIE 1964	Color Coordinate CIE 1964
Δuv	y	u
n/a	0.172	0.208

Color Rendering Index	Red Component	Color Quality Scale
CRI	CRI - R9	CQS
0.0	0.0	0.0

Television Lighting Consistency Index	Color Fidelity	Color Gamut
TLCI	TM30 - Rf	TM30 Rg
n/a	0.0	0.0



# Photometric & Chromaticity Report

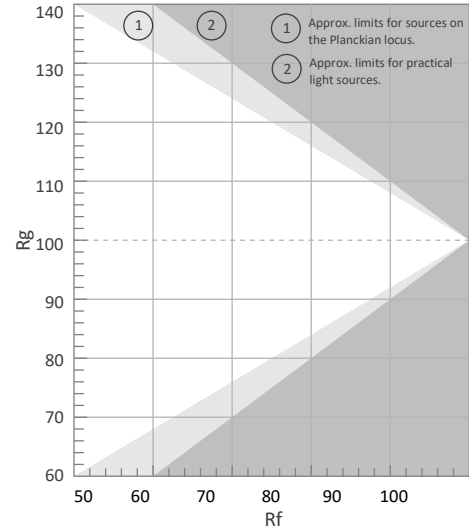
Maverick Storm 3 Beam Wash: 50% Zoom - Plate - Full Power - Auto - Calibration Off

## TM-30 Details


**Rf 0.0**  
Fidelity Index (Rg)

**Rg 0.0**  
Gammut Index (Rg)


Hue Bin	R <sub>f</sub>	Graphic shifts (%)	
		Chroma	Hue
1	0	0%	0%
2	0	0%	0%
3	0	0%	0%
4	0	0%	0%
5	0	0%	0%
6	0	0%	0%
7	0	0%	0%
8	0	0%	0%
9	0	0%	0%
10	0	0%	0%
11	0	0%	0%
12	0	0%	0%
13	0	0%	0%
14	0	0%	0%
15	0	0%	0%
16	0	0%	0%



Color Vector Graphic




Color Distortion Graphic



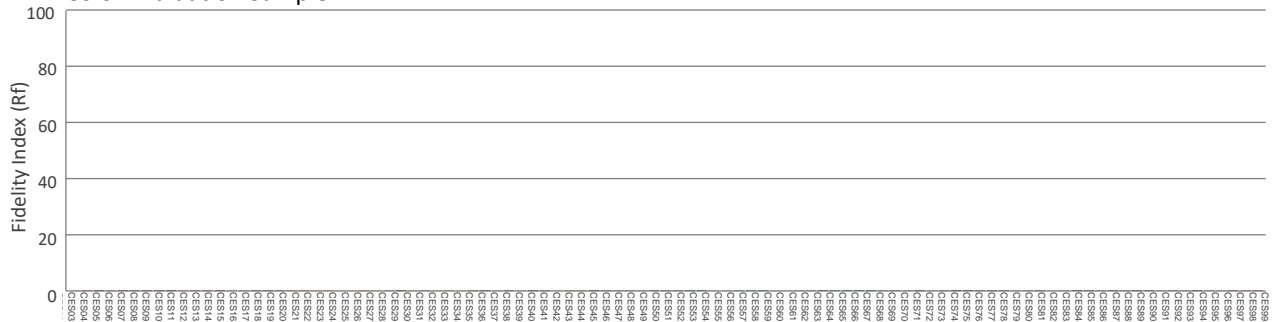
R<sub>f</sub> by Hue



Local Chroma Shift by Hue



Color Evaluation Sample





# Photometric & Chromaticity Report

Maverick Storm 3 Beam Wash: 50% Zoom - Plate - Full Power - ECO - Calibration On

## Report Summary

### Measurements

Fixture Output: 5385 lm  
Fixture Peak: 96951 cd  
Fixture Efficacy: n/a lm/W  
Intensity @ 5m: 3878 lux  
Color Temperature: 8365 K  
CRI: 73.5    CRI R9 Value: -49.9  
CQS: 84.9  
TLCI: 61  
TM-30 Rf: 80.0  
TM-30 Rg: 116.2  
Beam Angle (50%): 14.2°  
Field Angle (10%): 19.7°  
Cutoff Angle (3%): 22.5°

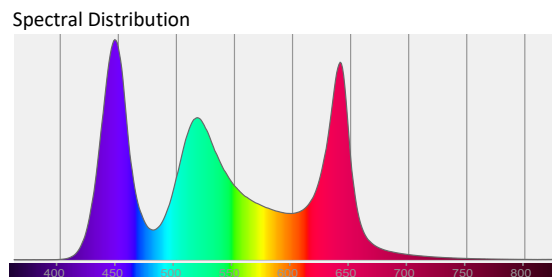
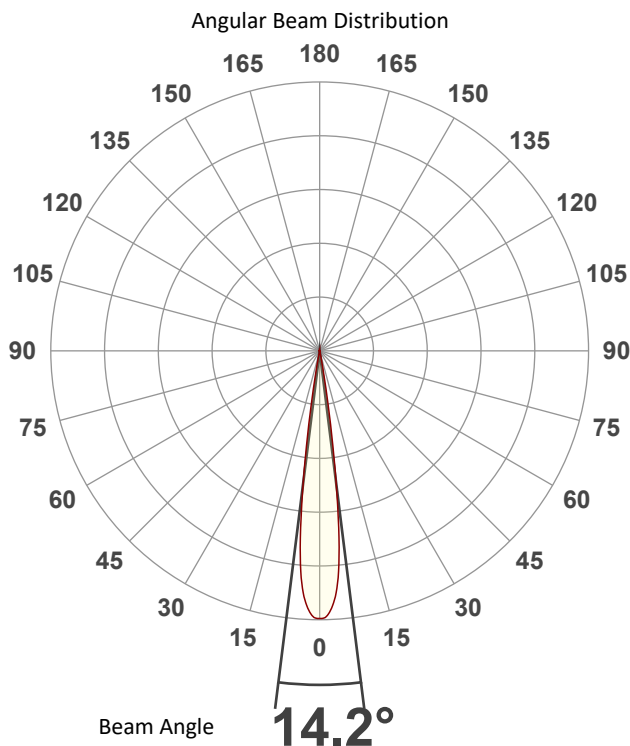


### Conditions

AC Supply: 119 V, 60.1 Hz  
Power: n/a W  
Current: 0.000 A  
Power Factor: n/a

This data sheet conforms to American National Standard E1.9 – 2007 (R2017). All data was measured and calculated by a Viso Systems LabSpion Goniometer at the Chauvet PD Optics Laboratory in Sunrise, FL on 4/19/2023 to LM-63-2002 Standards.

## Overall Measurement



Tested Color (CIE 1931):  
X: 0.293  
Y: 0.300

Light Quality  
CRI: 73.5

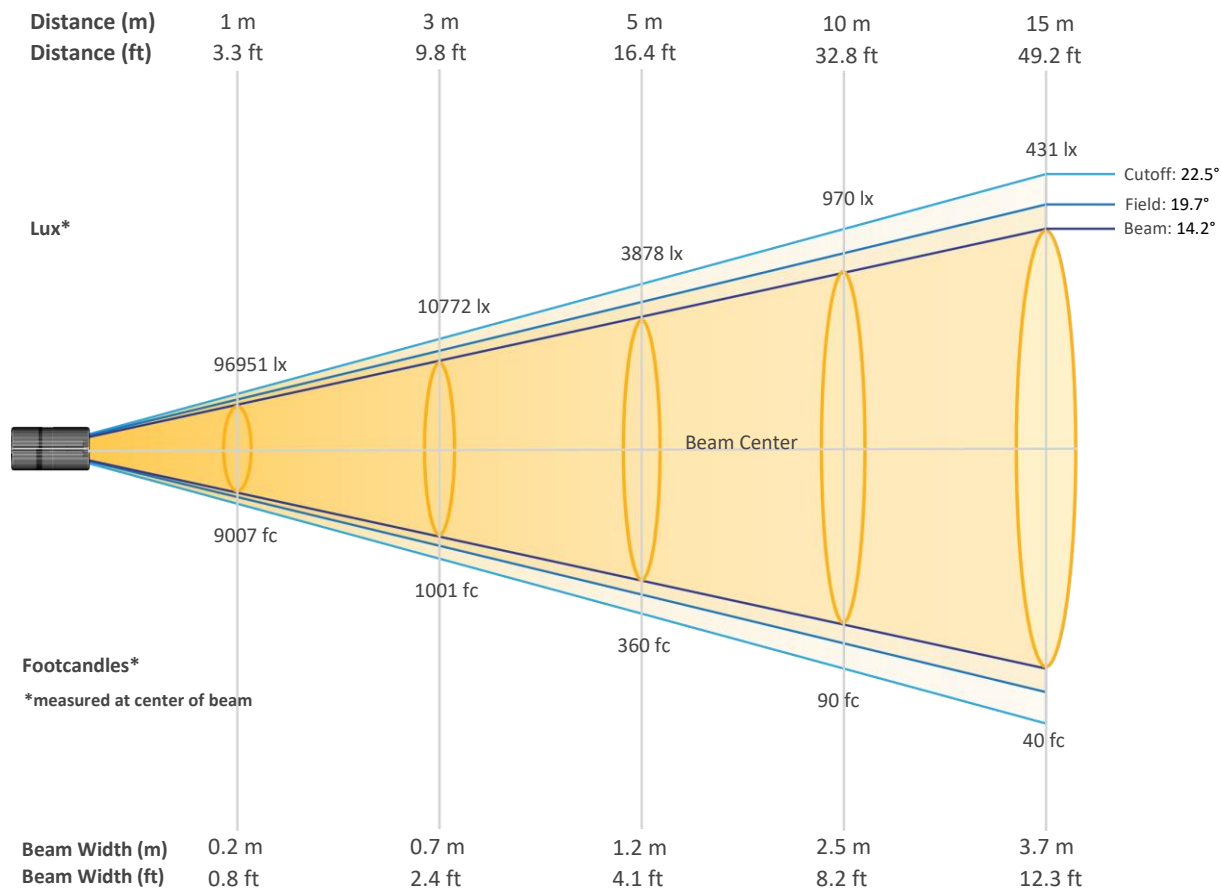
Color Temperature  
8365 K



# Photometric & Chromaticity Report

Maverick Storm 3 Beam Wash: 50% Zoom - Plate - Full Power - ECO - Calibration On

## Beam Details

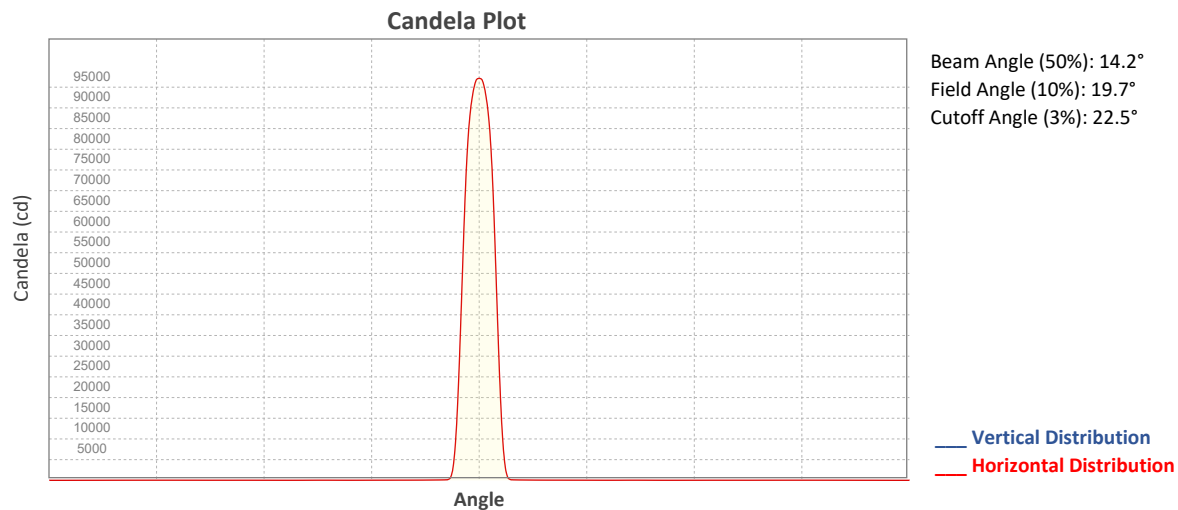


### Beam Intensities from 1-20m (3.3-65.6ft)

Distance	1m	2m	3m	4m	5m	6m	7m	8m	9m	10m
Lux	96951	24238	10772	6059	3878	2693	1979	1515	1197	970
Distance	11m	12m	13m	14m	15m	16m	17m	18m	19m	20m
Lux	801	673	574	495	431	379	335	299	269	242
Distance	3.3ft	6.6ft	9.8ft	13.1ft	16.4ft	19.7ft	23ft	26.2ft	29.5ft	32.8ft
FC	9007	2252	1001	563	360	250	184	141	111	90
Distance	36.1ft	39.4ft	42.7ft	45.9ft	49.2ft	52.5ft	55.8ft	59.1ft	62.3ft	65.6ft
FC	74	63	53	46	40	35	31	28	25	23

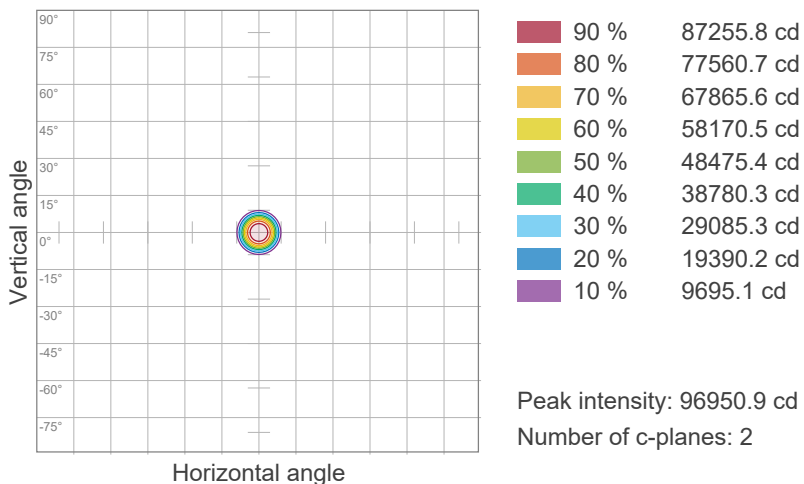
# Photometric & Chromaticity Report

Maverick Storm 3 Beam Wash: 50% Zoom - Plate - Full Power - ECO - Calibration On

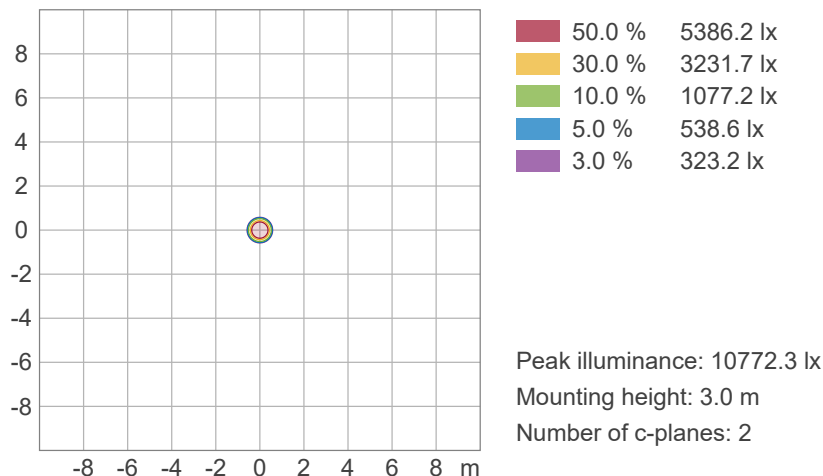


## ISO Diagrams

ISO Candela Diagram



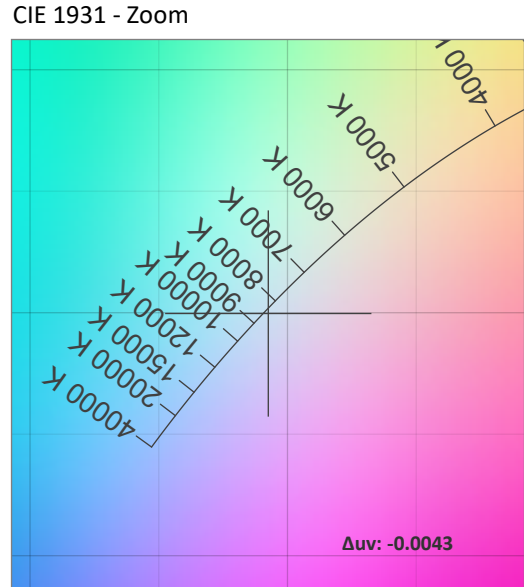
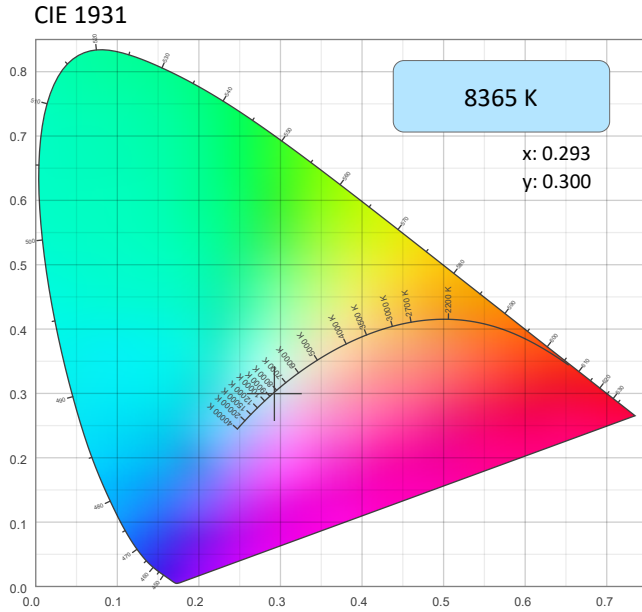
ISO Lux Diagram



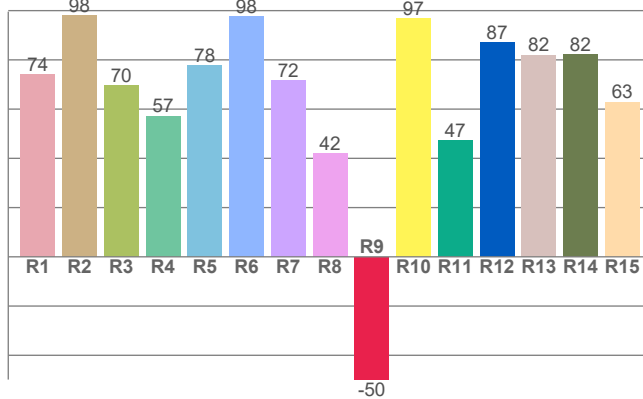
# Photometric & Chromaticity Report

Maverick Storm 3 Beam Wash: 50% Zoom - Plate - Full Power - ECO - Calibration On

## Chromaticity



CRI: 73.5 (R1-R8)

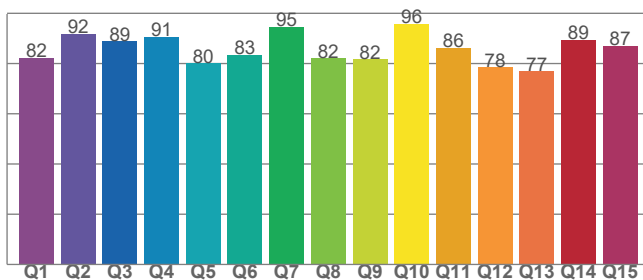


Color Parameters

Color Temperature	Color Coordinate CIE 1931	Color Coordinate CIE 1931
CCT	x	y
8365 K	0.293	0.300

Color Deviation from Black Body Curve	Color Coordinate CIE 1964	Color Coordinate CIE 1964
Δuv	y	u
-0.0043	0.300	0.195

CQS: 84.9



Color Rendering Index	Red Component	Color Quality Scale
CRI	CRI - R9	CQS
73.5	-49.9	84.9

Television Lighting Consistency Index	Color Fidelity	Color Gamut
TLCI	TM30 - Rf	TM30 Rg
61	80.0	116.2

# Photometric & Chromaticity Report

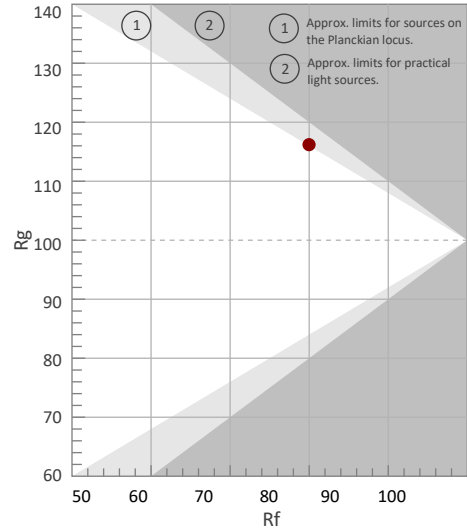
Maverick Storm 3 Beam Wash: 50% Zoom - Plate - Full Power - ECO - Calibration On

## TM-30 Details

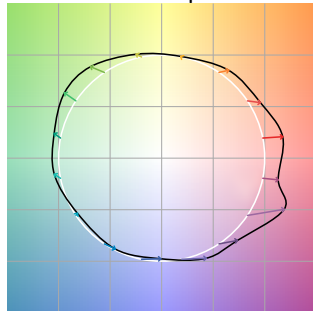
**Rf 80.0**  
Fidelity Index (Rg)

**Rg 116.2**  
Gammut Index (Rg)


Hue Bin	R <sub>f</sub>	Graphic shifts (%)	
		Chroma	Hue
1	65	19%	-3%
2	77	10%	-8%
3	84	7%	-7%
4	94	0%	1%
5	87	4%	5%
6	79	12%	8%
7	79	14%	0%
8	79	7%	-3%
9	91	5%	-5%
10	92	-2%	-1%
11	77	-2%	11%
12	76	-4%	18%
13	72	4%	23%
14	71	7%	17%
15	62	26%	25%
16	72	15%	1%



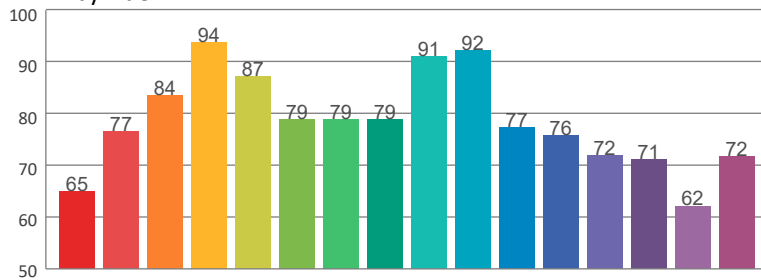
Color Vector Graphic



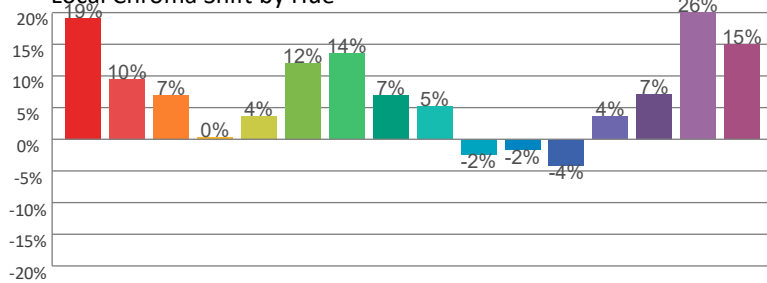
Color Distortion Graphic



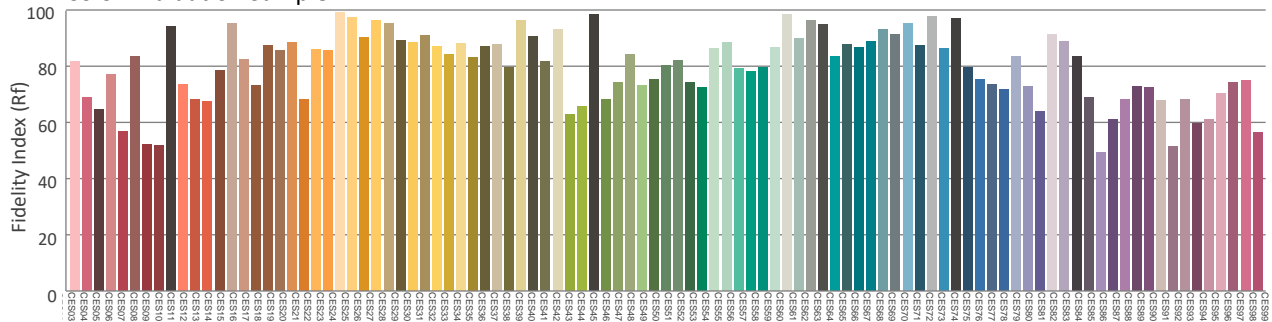
Rf by Hue



Local Chroma Shift by Hue



Color Evaluation Sample



# Photometric & Chromaticity Report

Maverick Storm 3 Beam Wash: 50% Zoom - Plate - Full Power - ECO - Calibration Off

## Report Summary

### Measurements

Fixture Output: 6209 lm  
Fixture Peak: 112680 cd  
Fixture Efficacy: n/a lm/W  
Intensity @ 5m: 4507 lux  
Color Temperature: 0 K  
CRI: 0.0      CRI R9 Value: 0.0  
CQS: 0.0  
TLCI: n/a  
TM-30 Rf: 0.0  
TM-30 Rg: 0.0  
Beam Angle (50%): 14.1°  
Field Angle (10%): 19.8°  
Cutoff Angle (3%): 22.4°

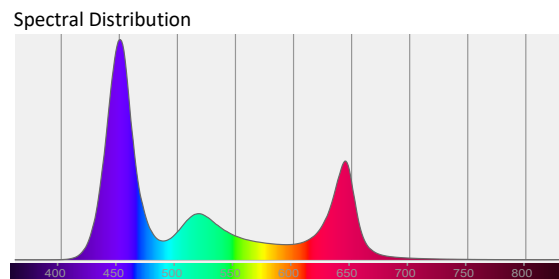
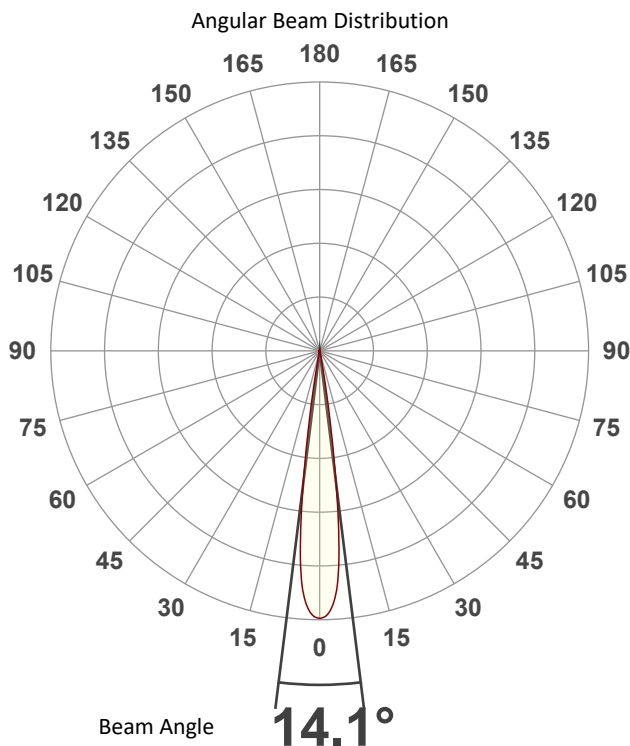


### Conditions

AC Supply: 119 V, 60 Hz  
Power: n/a W  
Current: 0.000 A  
Power Factor: n/a

This data sheet conforms to American National Standard E1.9 – 2007 (R2017). All data was measured and calculated by a Viso Systems LabSpion Goniometer at the Chauvet PD Optics Laboratory in Sunrise, FL on 4/19/2023 to LM-63-2002 Standards.

## Overall Measurement



Tested Color (CIE 1931):  
X: 0.239  
Y: 0.172

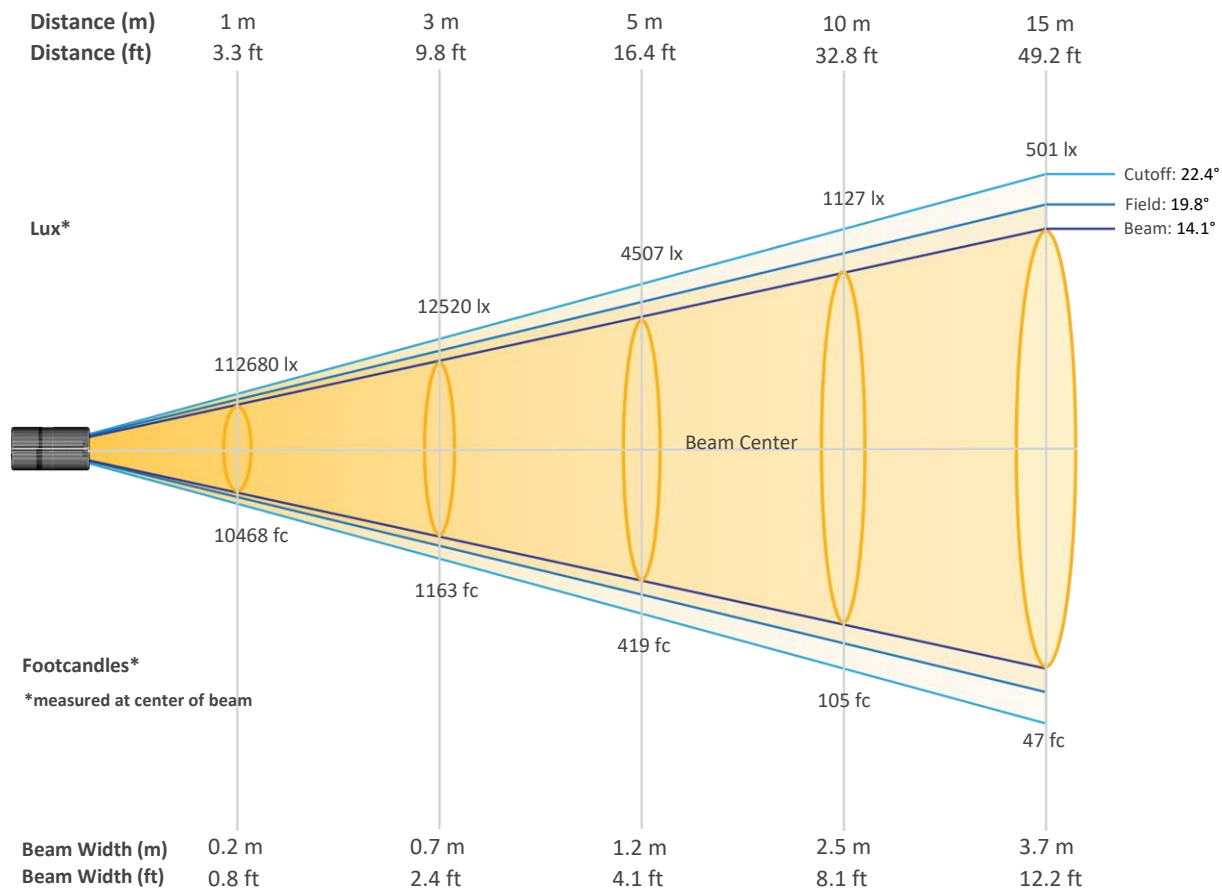
Light Quality  
CRI: 0.0

Color Temperature  
0 K

# Photometric & Chromaticity Report

Maverick Storm 3 Beam Wash: 50% Zoom - Plate - Full Power - ECO - Calibration Off

## Beam Details

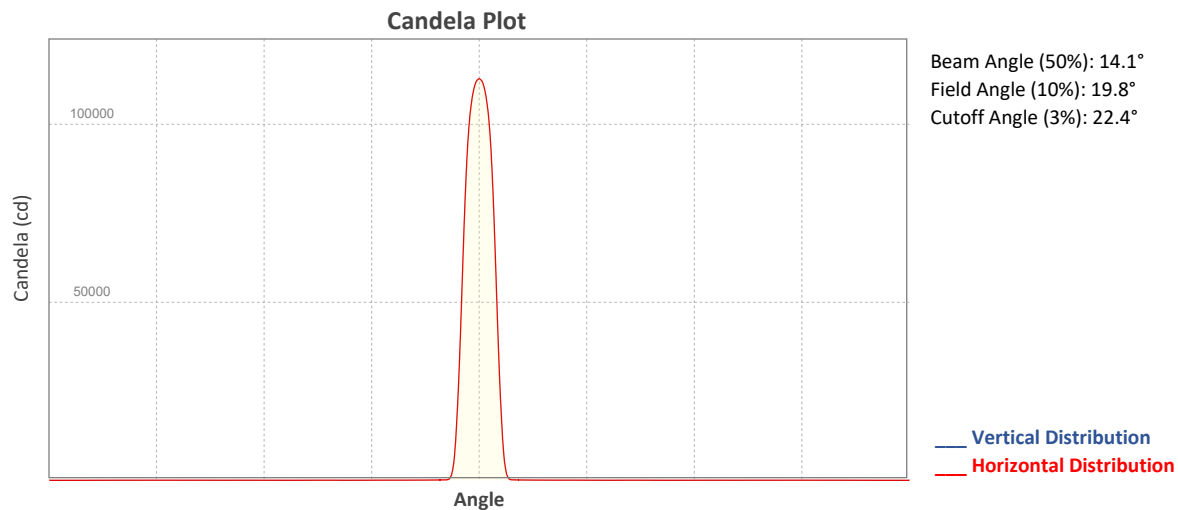


### Beam Intensities from 1-20m (3.3-65.6ft)

Distance	1m	2m	3m	4m	5m	6m	7m	8m	9m	10m
Lux	112680	28170	12520	7043	4507	3130	2300	1761	1391	1127
Distance	11m	12m	13m	14m	15m	16m	17m	18m	19m	20m
Lux	931	783	667	575	501	440	390	348	312	282
Distance	3.3ft	6.6ft	9.8ft	13.1ft	16.4ft	19.7ft	23ft	26.2ft	29.5ft	32.8ft
FC	10468	2617	1163	654	419	291	214	164	129	105
Distance	36.1ft	39.4ft	42.7ft	45.9ft	49.2ft	52.5ft	55.8ft	59.1ft	62.3ft	65.6ft
FC	87	73	62	53	47	41	36	32	29	26

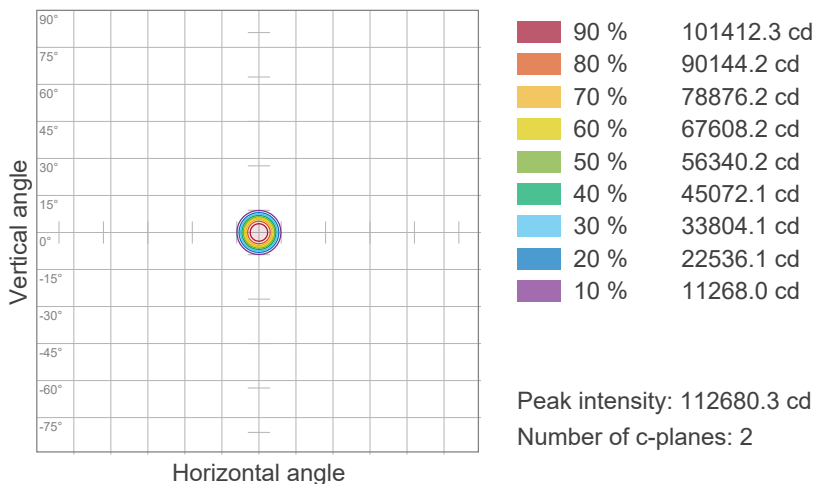
# Photometric & Chromaticity Report

Maverick Storm 3 Beam Wash: 50% Zoom - Plate - Full Power - ECO - Calibration Off

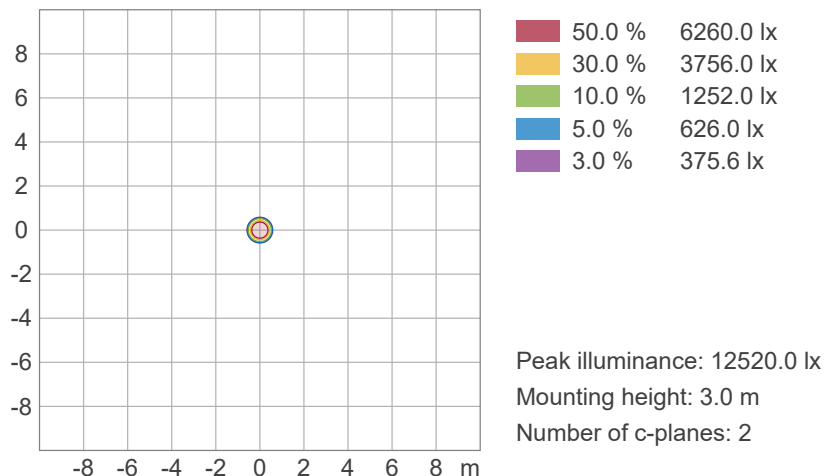


## ISO Diagrams

### ISO Candela Diagram



### ISO Lux Diagram







# Photometric & Chromaticity Report


Maverick Storm 3 Beam Wash: 50% Zoom - Plate - Full Power - ECO - Calibration Off

## TM-30 Details


**Rf 0.0**  
Fidelity Index (Rg)

**Rg 0.0**  
Gammut Index (Rg)

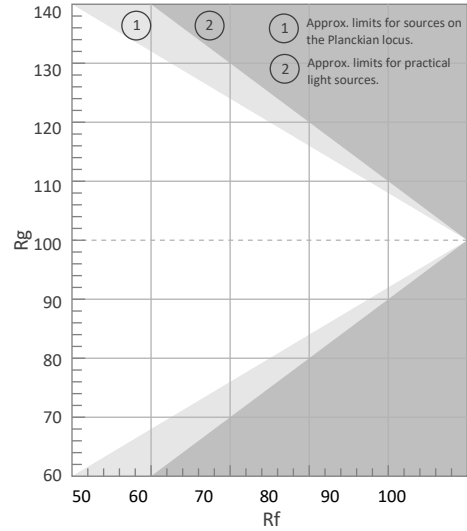
Color Vector Graphic



Color Distortion Graphic




Hue Bin	R <sub>f</sub>	Graphic shifts (%)	
		Chroma	Hue
1	0	0%	0%
2	0	0%	0%
3	0	0%	0%
4	0	0%	0%
5	0	0%	0%
6	0	0%	0%
7	0	0%	0%
8	0	0%	0%
9	0	0%	0%
10	0	0%	0%
11	0	0%	0%
12	0	0%	0%
13	0	0%	0%
14	0	0%	0%
15	0	0%	0%
16	0	0%	0%



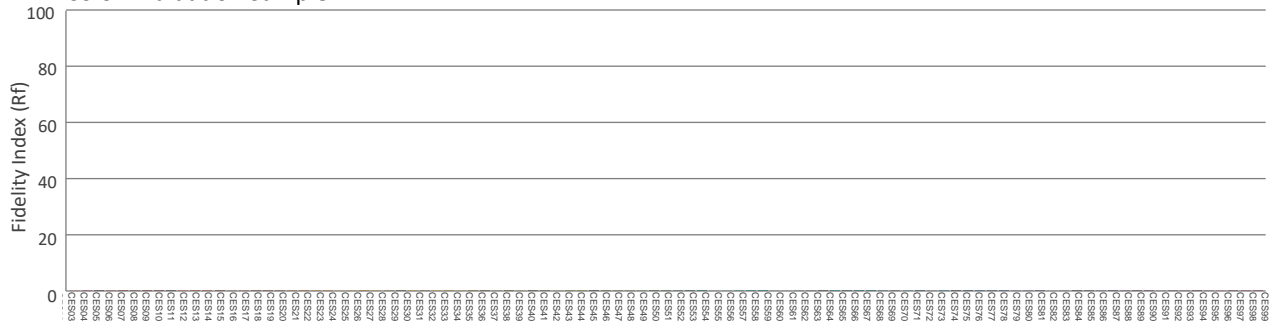
Rf by Hue



Local Chroma Shift by Hue



Color Evaluation Sample



# Photometric & Chromaticity Report

Maverick Storm 3 Beam Wash: 50% Zoom - Ring - Full Power

## Report Summary

### Measurements

Fixture Output: 8369 lm  
Fixture Peak: 137408 cd  
Fixture Efficacy: n/a lm/W  
Intensity @ 5m: 5455 lux  
Color Temperature: 0 K  
CRI: 0.0      CRI R9 Value: 0.0  
CQS: 0.0  
TLCI: n/a  
TM-30 Rf: 0.0  
TM-30 Rg: 0.0  
Beam Angle (50%): 14.6°  
Field Angle (10%): 20.9°  
Cutoff Angle (3%): 23.9°

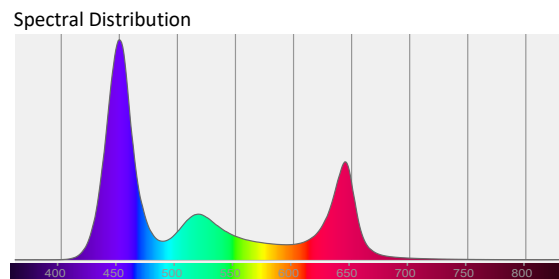
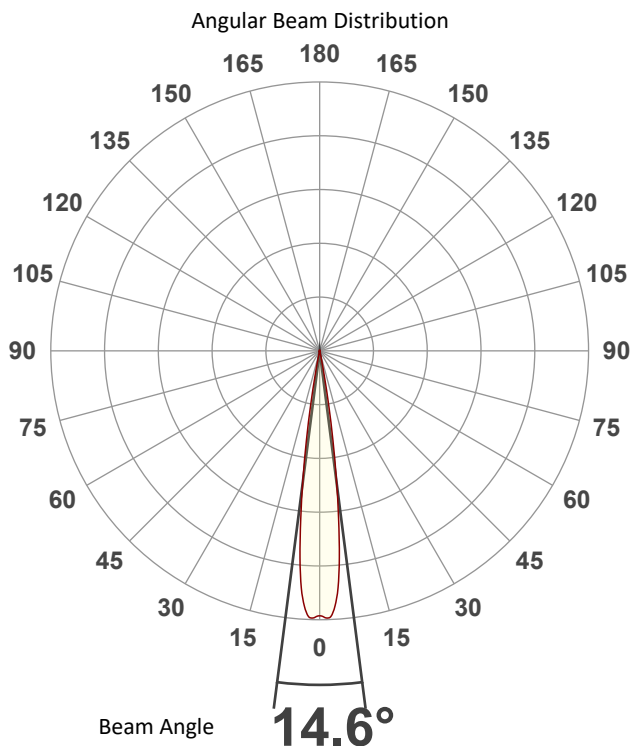


### Conditions

AC Supply: 118 V, 60 Hz  
Power: n/a W  
Current: 0.000 A  
Power Factor: n/a

This data sheet conforms to American National Standard E1.9 – 2007 (R2017). All data was measured and calculated by a Viso Systems LabSpion Goniometer at the Chauvet PD Optics Laboratory in Sunrise, FL on 4/19/2023 to LM-63-2002 Standards.

## Overall Measurement



Tested Color (CIE 1931):

X: 0.239

Y: 0.171



Light Quality

CRI: 0.0

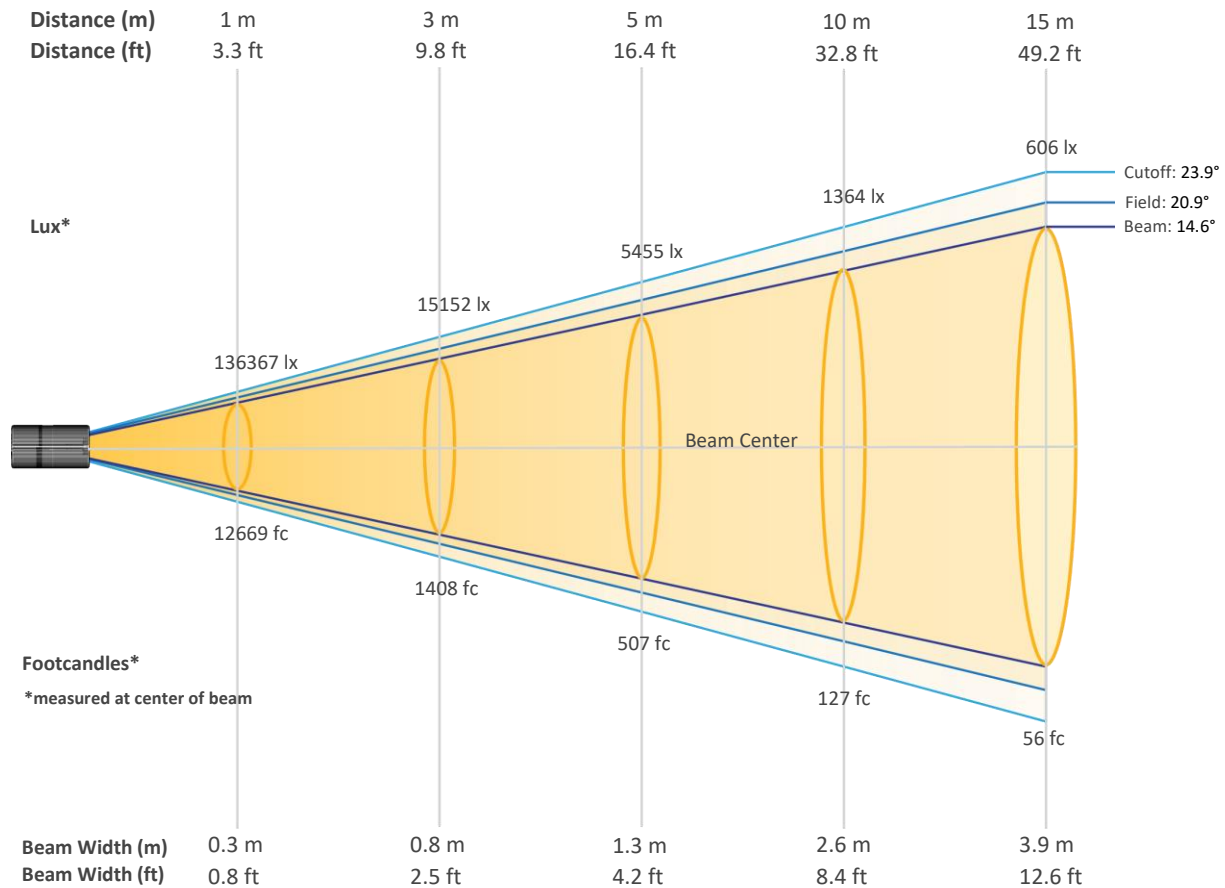
Color Temperature

0 K

# Photometric & Chromaticity Report

Maverick Storm 3 Beam Wash: 50% Zoom - Ring - Full Power

## Beam Details

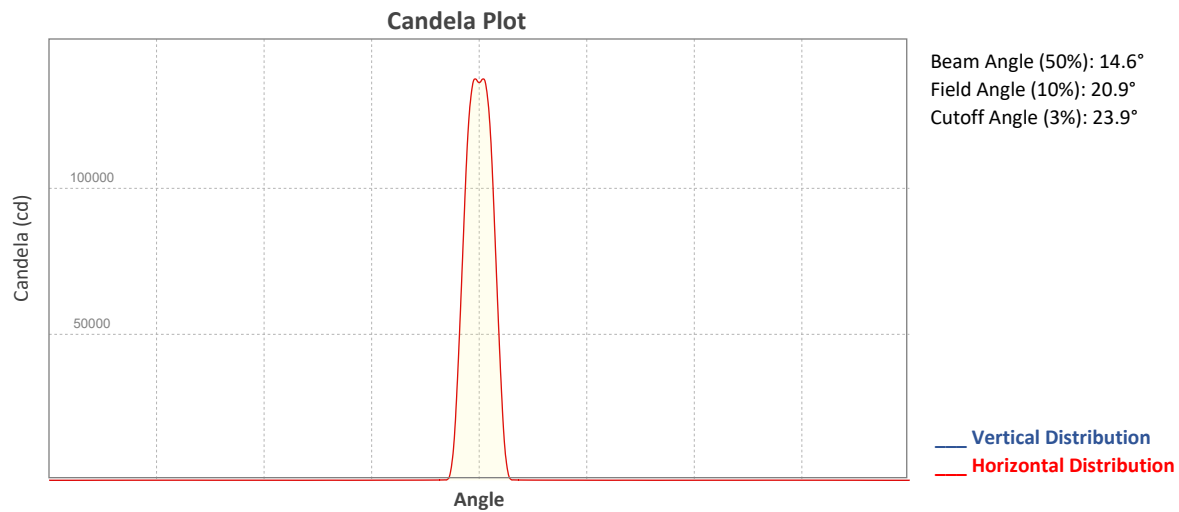


### Beam Intensities from 1-20m (3.3-65.6ft)

Distance	1m	2m	3m	4m	5m	6m	7m	8m	9m	10m
Lux	136367	34092	15152	8523	5455	3788	2783	2131	1684	1364
Distance	11m	12m	13m	14m	15m	16m	17m	18m	19m	20m
Lux	1127	947	807	696	606	533	472	421	378	341
Distance	3.3ft	6.6ft	9.8ft	13.1ft	16.4ft	19.7ft	23ft	26.2ft	29.5ft	32.8ft
FC	12669	3167	1408	792	507	352	259	198	156	127
Distance	36.1ft	39.4ft	42.7ft	45.9ft	49.2ft	52.5ft	55.8ft	59.1ft	62.3ft	65.6ft
FC	105	88	75	65	56	49	44	39	35	32

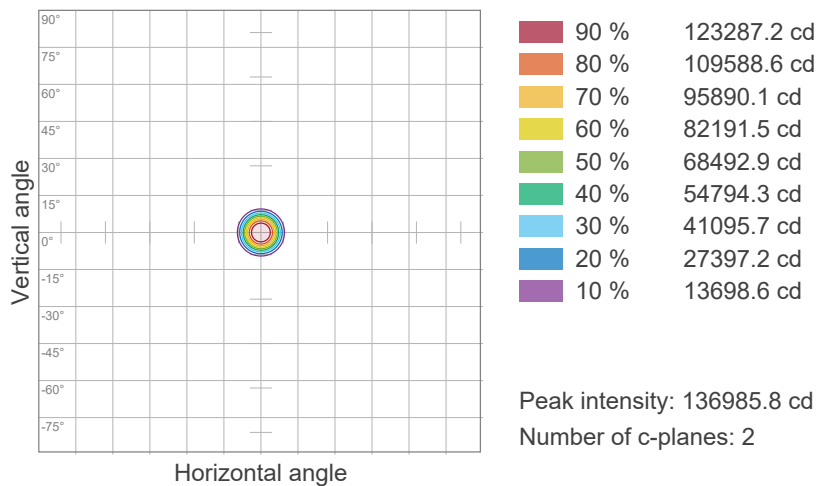
# Photometric & Chromaticity Report

Maverick Storm 3 Beam Wash: 50% Zoom - Ring - Full Power

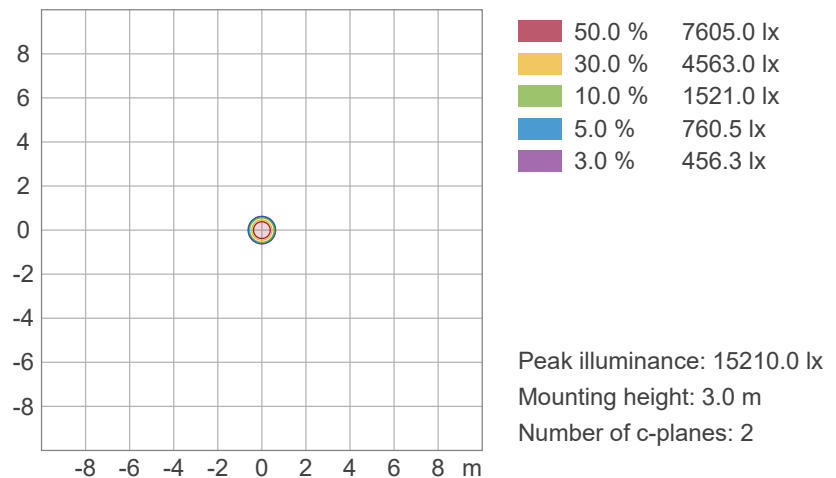


## ISO Diagrams

### ISO Candela Diagram



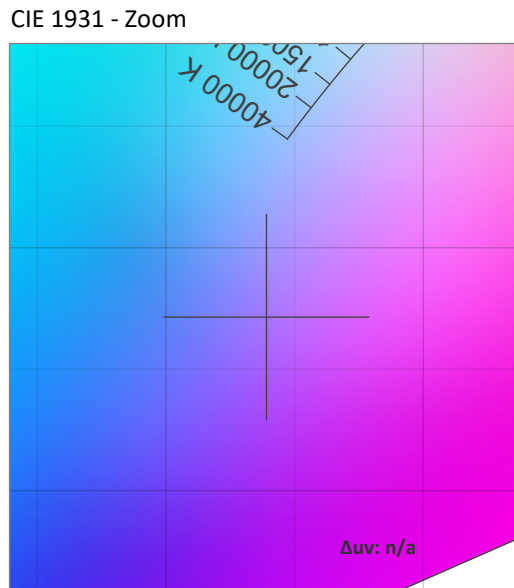
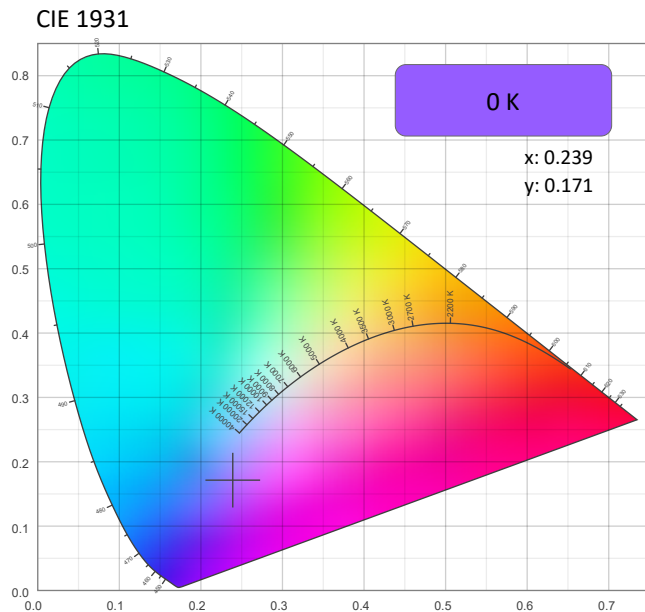
### ISO Lux Diagram



# Photometric & Chromaticity Report

Maverick Storm 3 Beam Wash: 50% Zoom - Ring - Full Power

## Chromaticity



### CRI: 0.0 (R1-R8)

0	0	0	0	0	0	0	0	0	0	0	0	0	0	0
R1	R2	R3	R4	R5	R6	R7	R8	R9	R10	R11	R12	R13	R14	R15

### CQS: 0.0

0	0	0	0	0	0	0	0	0	0	0	0	0	0	0
Q1	Q2	Q3	Q4	Q5	Q6	Q7	Q8	Q9	Q10	Q11	Q12	Q13	Q14	Q15

### Color Parameters

Color Temperature	Color Coordinate CIE 1931	Color Coordinate CIE 1931
CCT	x	y
0 K	0.239	0.171

Color Deviation from Black Body Curve	Color Coordinate CIE 1964	Color Coordinate CIE 1964
Δuv	y	u
n/a	0.171	0.209

Color Rendering Index	Red Component	Color Quality Scale
CRI	CRI - R9	CQS
0.0	0.0	0.0

Television Lighting Consistency Index	Color Fidelity	Color Gamut
TLCI	TM30 - Rf	TM30 Rg
n/a	0.0	0.0

# Photometric & Chromaticity Report


Maverick Storm 3 Beam Wash: 50% Zoom - Ring - Full Power

## TM-30 Details


**Rf 0.0**  
Fidelity Index (Rg)

**Rg 0.0**  
Gammut Index (Rg)

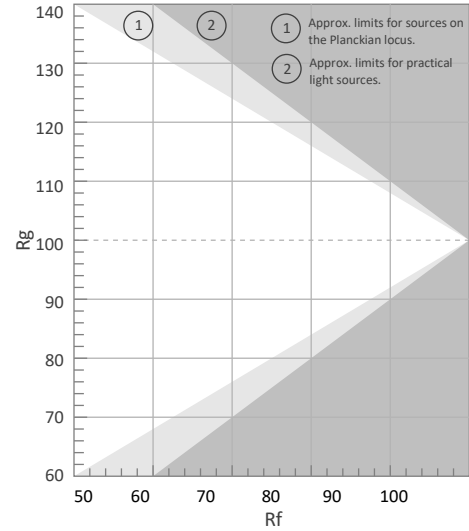
Color Vector Graphic




Color Distortion Graphic




Hue Bin	R <sub>f</sub>	Graphic shifts (%)	
		Chroma	Hue
1	0	0%	0%
2	0	0%	0%
3	0	0%	0%
4	0	0%	0%
5	0	0%	0%
6	0	0%	0%
7	0	0%	0%
8	0	0%	0%
9	0	0%	0%
10	0	0%	0%
11	0	0%	0%
12	0	0%	0%
13	0	0%	0%
14	0	0%	0%
15	0	0%	0%
16	0	0%	0%



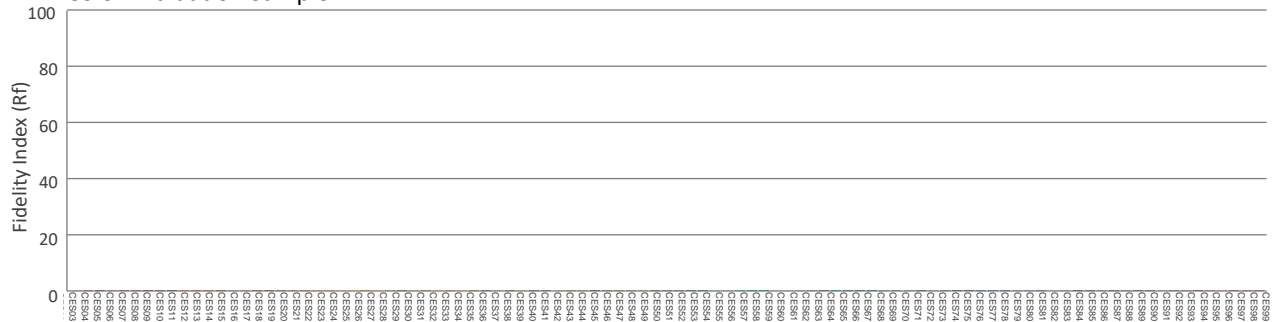
Rf by Hue



Local Chroma Shift by Hue



Color Evaluation Sample



# Photometric & Chromaticity Report

Maverick Storm 3 Beam Wash: 50% Zoom - Ring - Full Power - Calibration On

## Report Summary

### Measurements

Fixture Output: 7226 lm  
Fixture Peak: 118689 cd  
Fixture Efficacy: n/a lm/W  
Intensity @ 5m: 4727 lux  
Color Temperature: 8413 K  
CRI: 73.3    CRI R9 Value: -50.7  
CQS: 84.8  
TLCI: 61  
TM-30 Rf: 79.8  
TM-30 Rg: 116.4  
Beam Angle (50%): 14.7°  
Field Angle (10%): 21.1°  
Cutoff Angle (3%): 23.9°

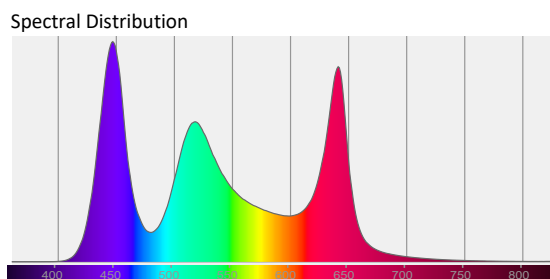
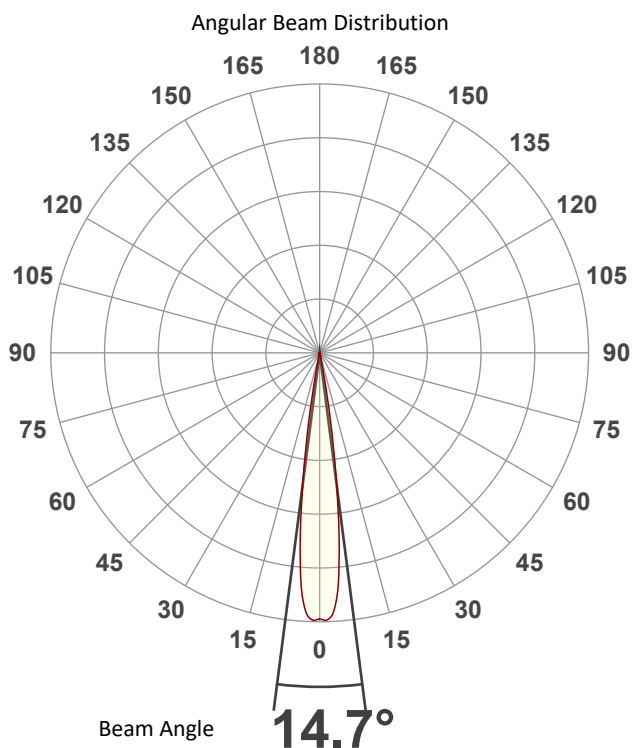


### Conditions

AC Supply: 119 V, 60 Hz  
Power: n/a W  
Current: 0.000 A  
Power Factor: n/a

This data sheet conforms to American National Standard E1.9 – 2007 (R2017). All data was measured and calculated by a Viso Systems LabSpion Goniometer at the Chauvet PD Optics Laboratory in Sunrise, FL on 4/19/2023 to LM-63-2002 Standards.


## Overall Measurement



Tested Color (CIE 1931):

X: 0.292

Y: 0.299



Light Quality

CRI: 73.3

Color Temperature

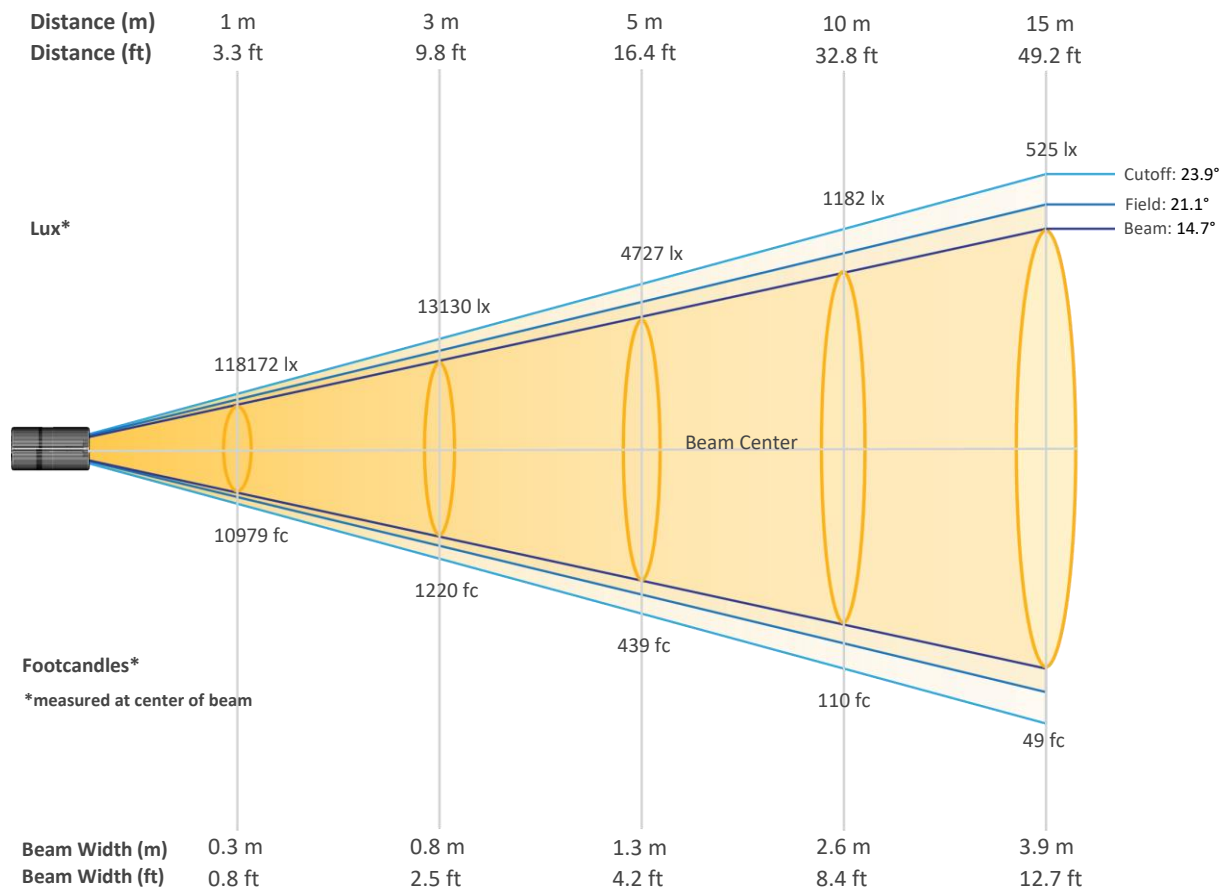
8413 K



# Photometric & Chromaticity Report

Maverick Storm 3 Beam Wash: 50% Zoom - Ring - Full Power - Calibration On

## Beam Details

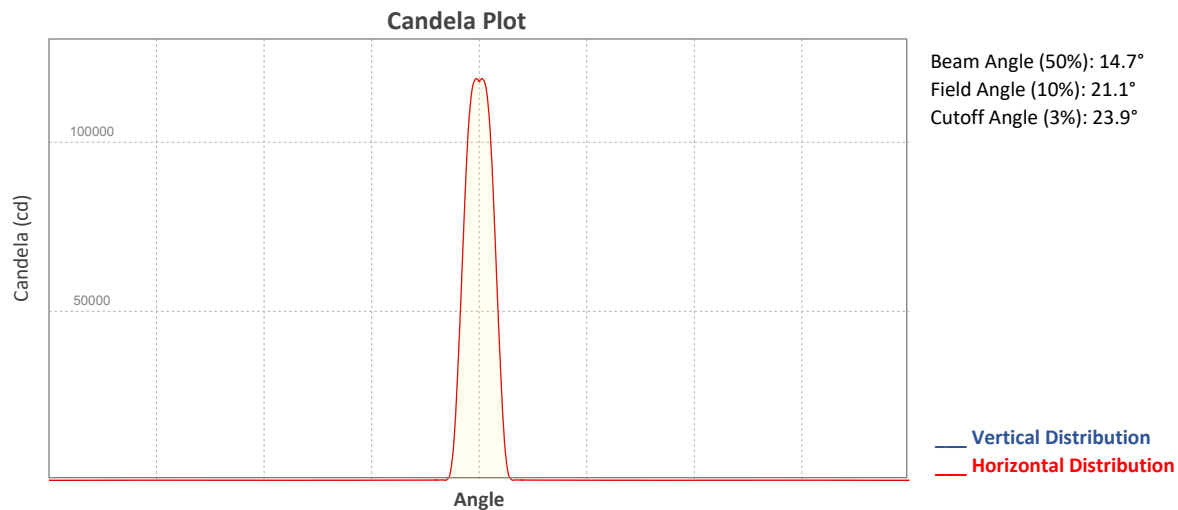


### Beam Intensities from 1-20m (3.3-65.6ft)

Distance	1m	2m	3m	4m	5m	6m	7m	8m	9m	10m
Lux	118172	29543	13130	7386	4727	3283	2412	1846	1459	1182
Distance	11m	12m	13m	14m	15m	16m	17m	18m	19m	20m
Lux	977	821	699	603	525	462	409	365	327	295
Distance	3.3ft	6.6ft	9.8ft	13.1ft	16.4ft	19.7ft	23ft	26.2ft	29.5ft	32.8ft
FC	10979	2745	1220	686	439	305	224	172	136	110
Distance	36.1ft	39.4ft	42.7ft	45.9ft	49.2ft	52.5ft	55.8ft	59.1ft	62.3ft	65.6ft
FC	91	76	65	56	49	43	38	34	30	27

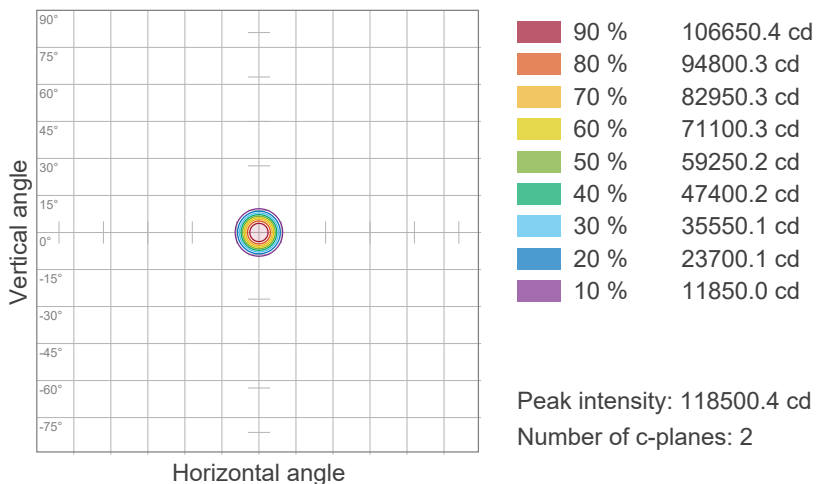
# Photometric & Chromaticity Report

Maverick Storm 3 Beam Wash: 50% Zoom - Ring - Full Power - Calibration On

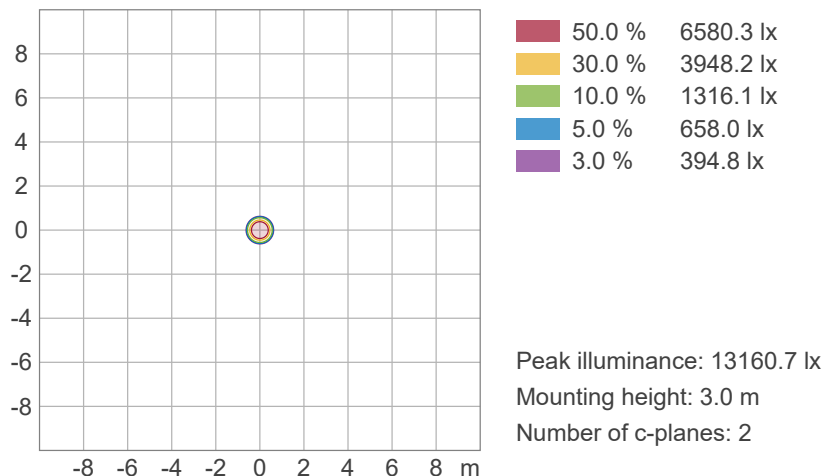


## ISO Diagrams

**ISO Candela Diagram**



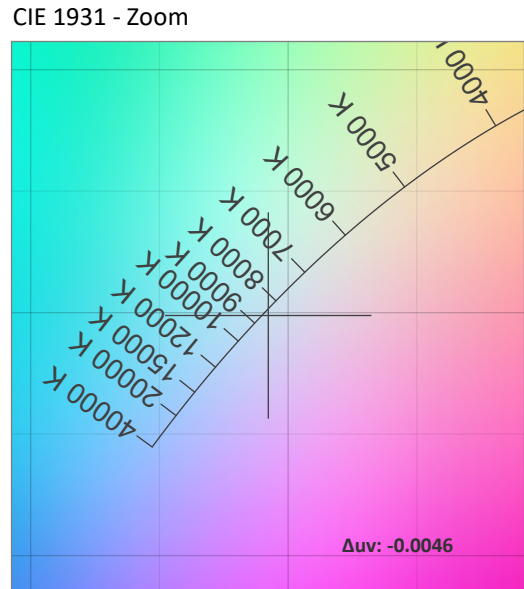
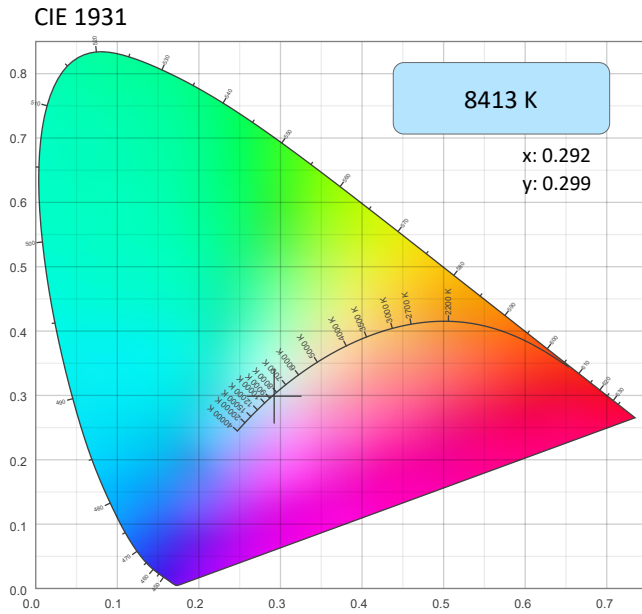
**ISO Lux Diagram**



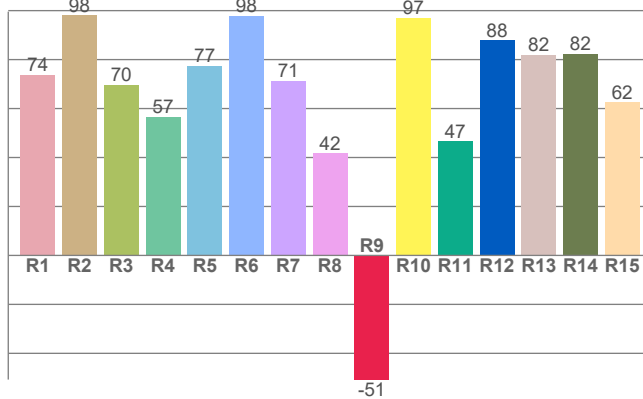
# Photometric & Chromaticity Report

Maverick Storm 3 Beam Wash: 50% Zoom - Ring - Full Power - Calibration On

## Chromaticity



CRI: 73.3 (R1-R8)

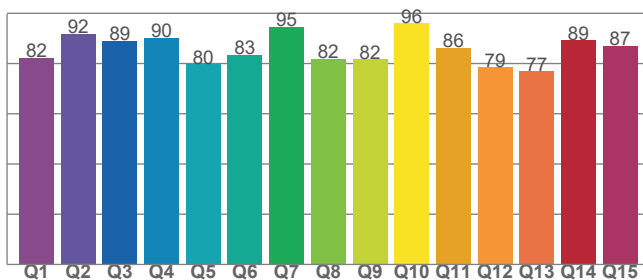


Color Parameters

Color Temperature	Color Coordinate CIE 1931	Color Coordinate CIE 1931
CCT	x	y
8413 K	0.292	0.299

Color Deviation from Black Body Curve	Color Coordinate CIE 1964	Color Coordinate CIE 1964
$\Delta uv$	y	u
-0.0046	0.299	0.195

CQS: 84.8



Color Rendering Index	Red Component	Color Quality Scale
CRI	CRI - R9	CQS
73.3	-50.7	84.8

Television Lighting Consistency Index	Color Fidelity	Color Gamut
TLCI	TM30 - Rf	TM30 Rg
61	79.8	116.4

# Photometric & Chromaticity Report

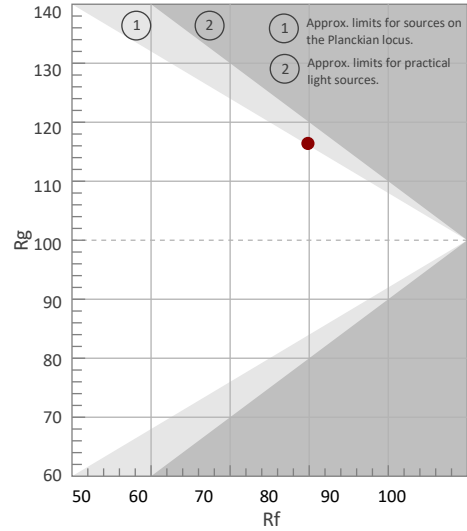
Maverick Storm 3 Beam Wash: 50% Zoom - Ring - Full Power - Calibration On

## TM-30 Details

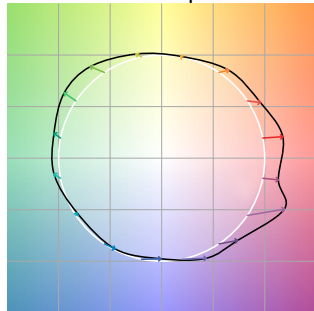
**Rf 79.8**  
Fidelity Index (Rg)

**Rg 116.4**  
Gammut Index (Rg)

Hue Bin	Rf	Graphic shifts (%)	
		Chroma	Hue
1	65	19%	-3%
2	76	10%	-8%
3	83	7%	-7%
4	94	0%	1%
5	87	4%	5%
6	79	12%	8%
7	79	14%	0%
8	79	7%	-3%
9	91	5%	-5%
10	92	-2%	-1%
11	77	-2%	11%
12	76	-4%	18%
13	72	4%	24%
14	71	7%	17%
15	62	26%	25%
16	72	15%	1%



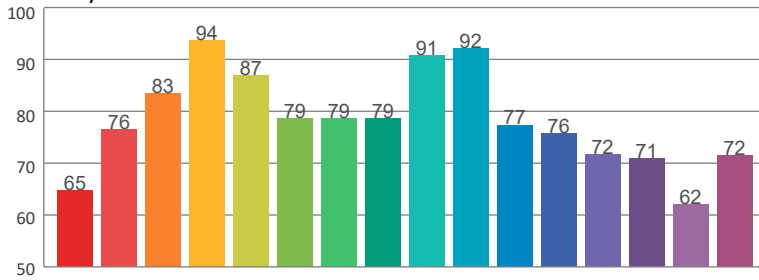
Color Vector Graphic



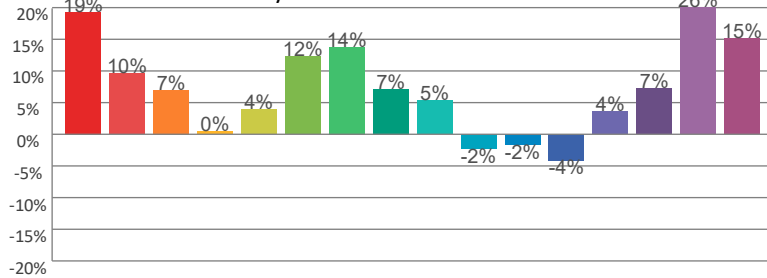
Color Distortion Graphic



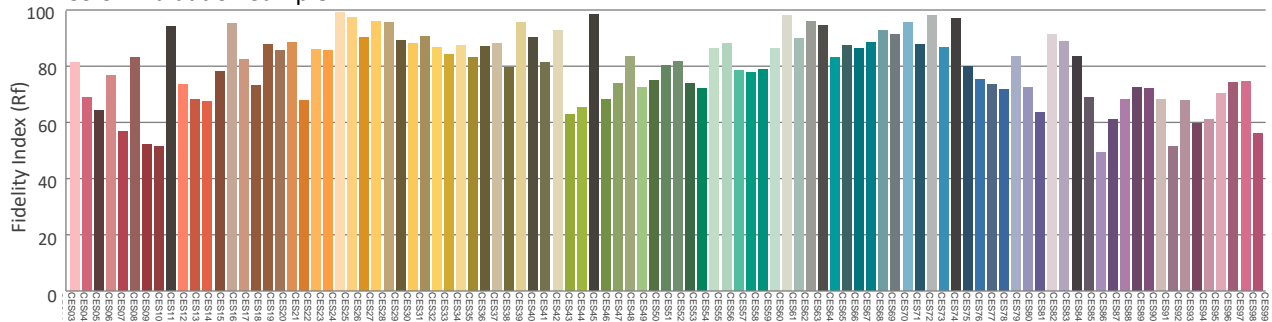
Rf by Hue



Local Chroma Shift by Hue



Color Evaluation Sample



# Photometric & Chromaticity Report

Maverick Storm 3 Beam Wash: 50% Zoom - Ring - Full Power - Calibration Off

## Report Summary

### Measurements

Fixture Output: 8275 lm  
Fixture Peak: 136004 cd  
Fixture Efficacy: n/a lm/W  
Intensity @ 5m: 5419 lux  
Color Temperature: 0 K  
CRI: 0.0      CRI R9 Value: 0.0  
CQS: 0.0  
TLCI: n/a  
TM-30 Rf: 0.0  
TM-30 Rg: 0.0  
Beam Angle (50%): 14.7°  
Field Angle (10%): 21.1°  
Cutoff Angle (3%): 24°

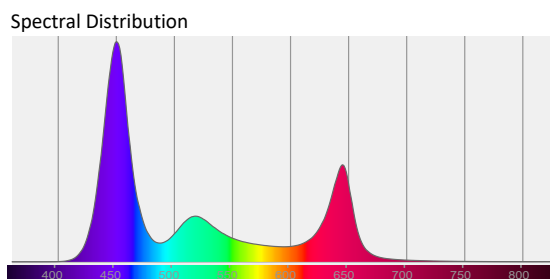
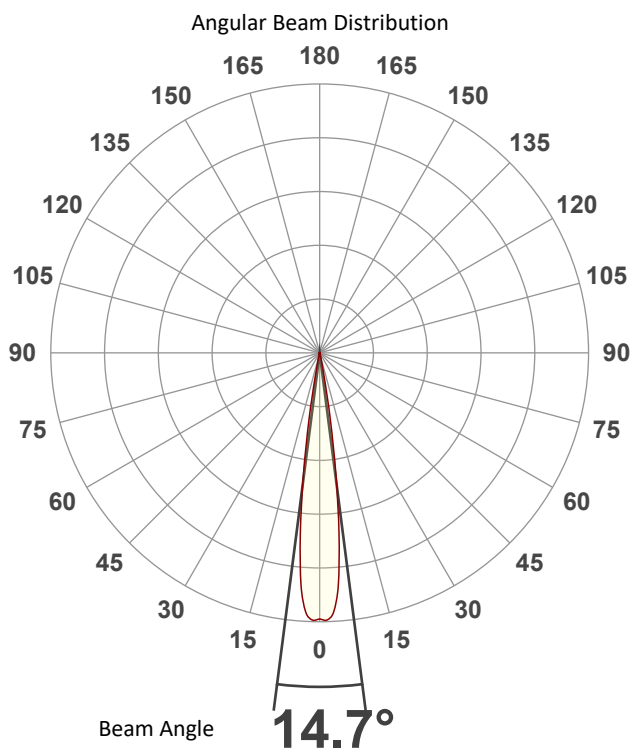


### Conditions

AC Supply: 118 V, 60.1 Hz  
Power: n/a W  
Current: 0.000 A  
Power Factor: n/a

This data sheet conforms to American National Standard E1.9 – 2007 (R2017). All data was measured and calculated by a Viso Systems LabSpion Goniometer at the Chauvet PD Optics Laboratory in Sunrise, FL on 4/19/2023 to LM-63-2002 Standards.

## Overall Measurement



Tested Color (CIE 1931):

X: 0.238

Y: 0.171



Light Quality

CRI: 0.0

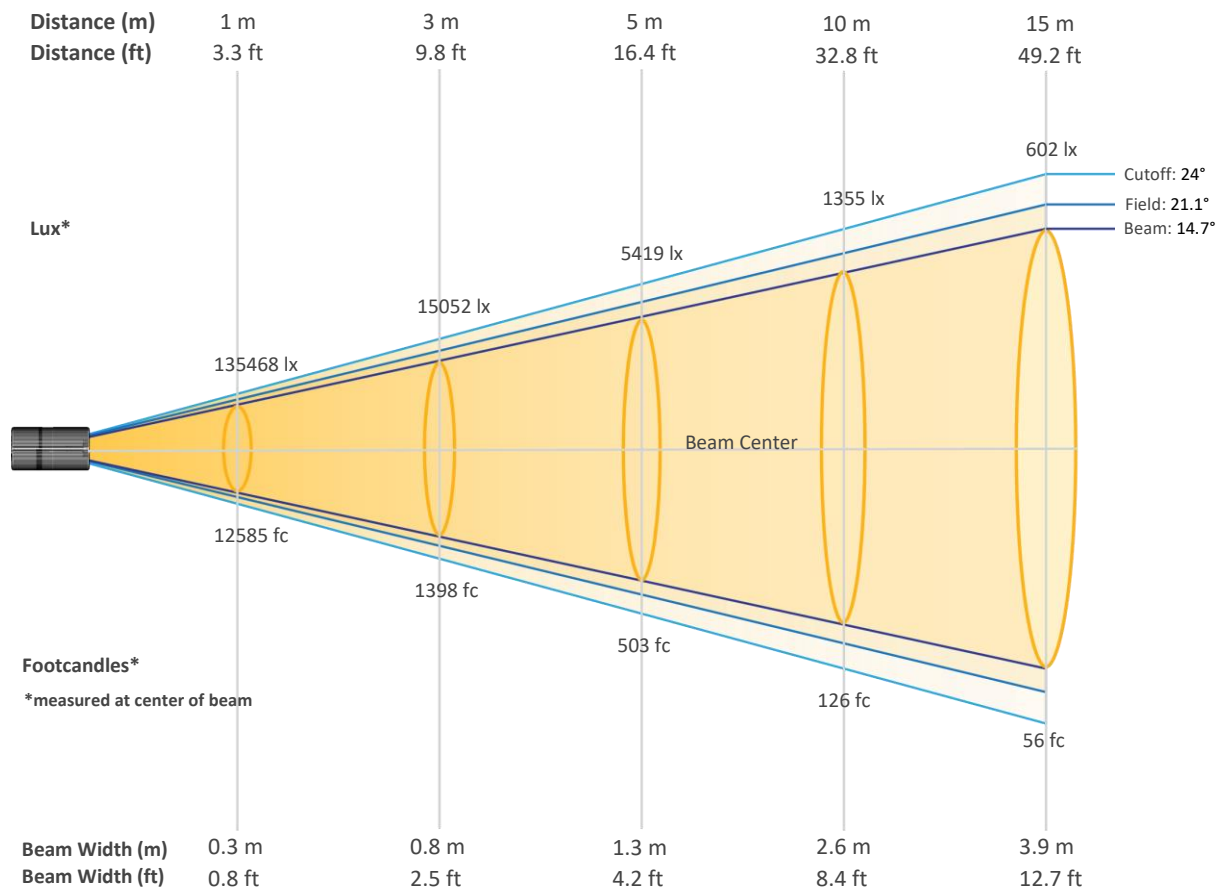
Color Temperature

0 K

# Photometric & Chromaticity Report

Maverick Storm 3 Beam Wash: 50% Zoom - Ring - Full Power - Calibration Off

## Beam Details

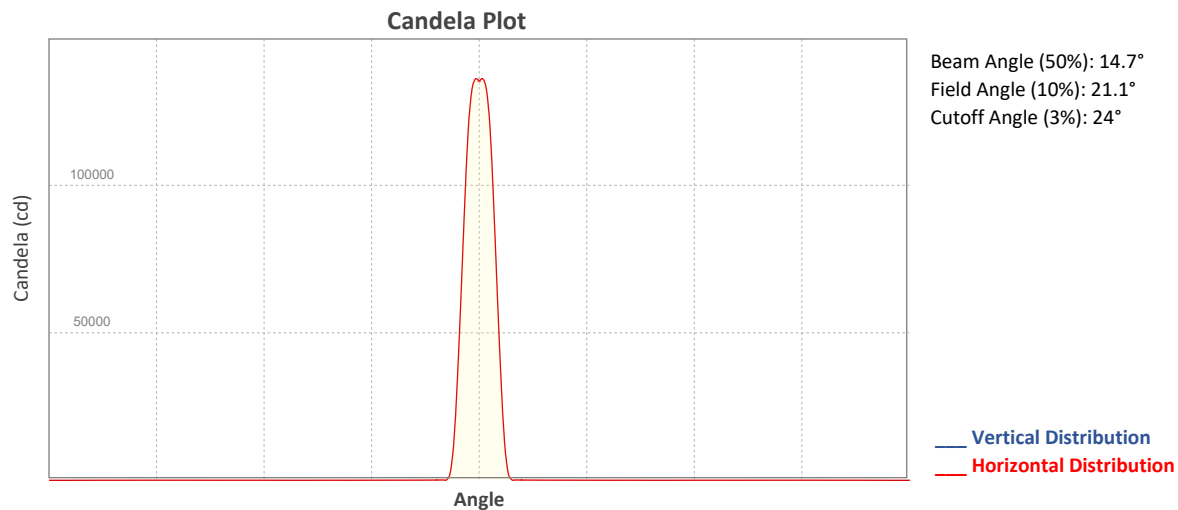


## Beam Intensities from 1-20m (3.3-65.6ft)

Distance	1m	2m	3m	4m	5m	6m	7m	8m	9m	10m
Lux	135468	33867	15052	8467	5419	3763	2765	2117	1672	1355
Distance	11m	12m	13m	14m	15m	16m	17m	18m	19m	20m
Lux	1120	941	802	691	602	529	469	418	375	339
Distance	3.3ft	6.6ft	9.8ft	13.1ft	16.4ft	19.7ft	23ft	26.2ft	29.5ft	32.8ft
FC	12585	3146	1398	787	503	350	257	197	155	126
Distance	36.1ft	39.4ft	42.7ft	45.9ft	49.2ft	52.5ft	55.8ft	59.1ft	62.3ft	65.6ft
FC	104	87	74	64	56	49	44	39	35	31

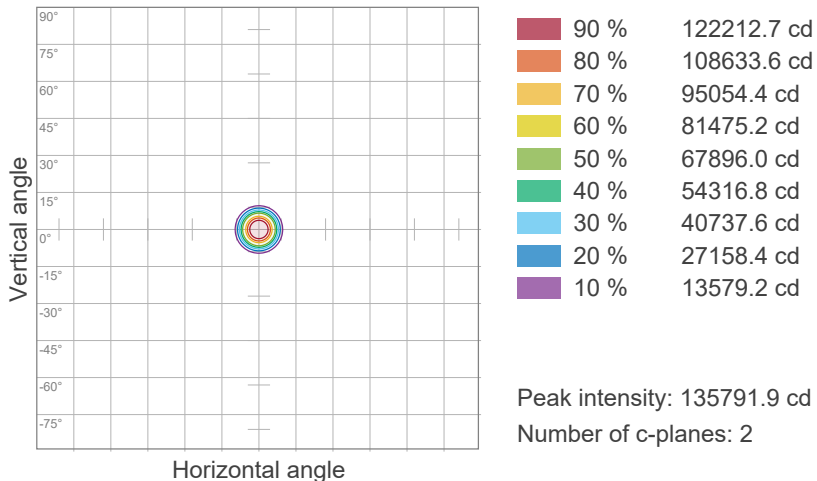
# Photometric & Chromaticity Report

Maverick Storm 3 Beam Wash: 50% Zoom - Ring - Full Power - Calibration Off

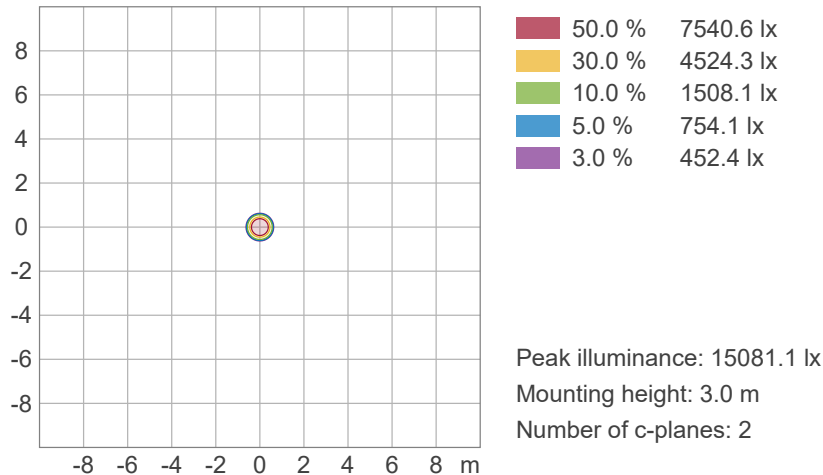


## ISO Diagrams

### ISO Candela Diagram



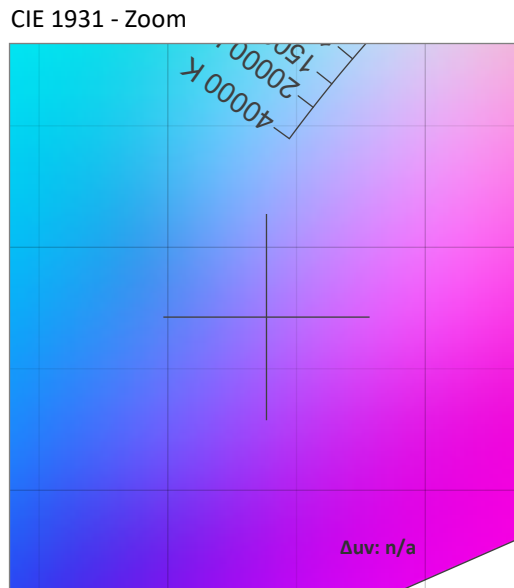
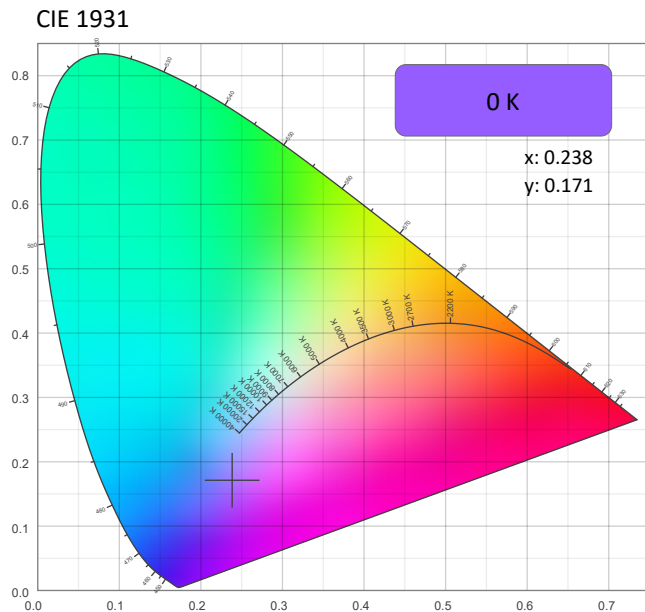
### ISO Lux Diagram



# Photometric & Chromaticity Report

Maverick Storm 3 Beam Wash: 50% Zoom - Ring - Full Power - Calibration Off

## Chromaticity



### CRI: 0.0 (R1-R8)

0	0	0	0	0	0	0	0	0	0	0	0	0	0	0
R1	R2	R3	R4	R5	R6	R7	R8	R9	R10	R11	R12	R13	R14	R15

### CQS: 0.0

0	0	0	0	0	0	0	0	0	0	0	0	0	0	0
Q1	Q2	Q3	Q4	Q5	Q6	Q7	Q8	Q9	Q10	Q11	Q12	Q13	Q14	Q15

### Color Parameters

Color Temperature	Color Coordinate CIE 1931	Color Coordinate CIE 1931
CCT	x	y
0 K	0.238	0.171

Color Deviation from Black Body Curve	Color Coordinate CIE 1964	Color Coordinate CIE 1964
Δuv	y	u
n/a	0.171	0.208

Color Rendering Index	Red Component	Color Quality Scale
CRI	CRI - R9	CQS
0.0	0.0	0.0

Television Lighting Consistency Index	Color Fidelity	Color Gamut
TLCI	TM30 - Rf	TM30 Rg
n/a	0.0	0.0



# Photometric & Chromaticity Report

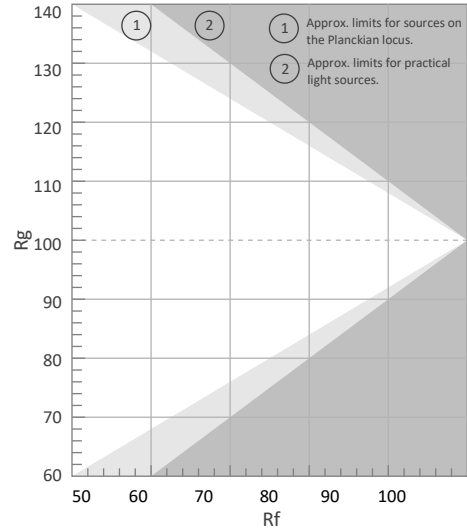
Maverick Storm 3 Beam Wash: 50% Zoom - Ring - Full Power - Calibration Off

## TM-30 Details

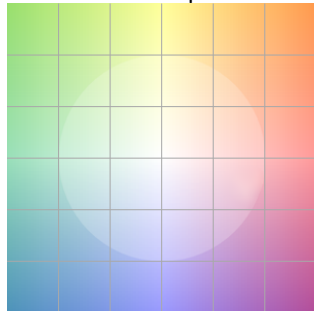
**Rf 0.0**  
Fidelity Index (Rg)

**Rg 0.0**  
Gammut Index (Rg)


Hue Bin	R <sub>f</sub>	Graphic shifts (%)	
		Chroma	Hue
1	0	0%	0%
2	0	0%	0%
3	0	0%	0%
4	0	0%	0%
5	0	0%	0%
6	0	0%	0%
7	0	0%	0%
8	0	0%	0%
9	0	0%	0%
10	0	0%	0%
11	0	0%	0%
12	0	0%	0%
13	0	0%	0%
14	0	0%	0%
15	0	0%	0%
16	0	0%	0%




Color Vector Graphic




Color Distortion Graphic



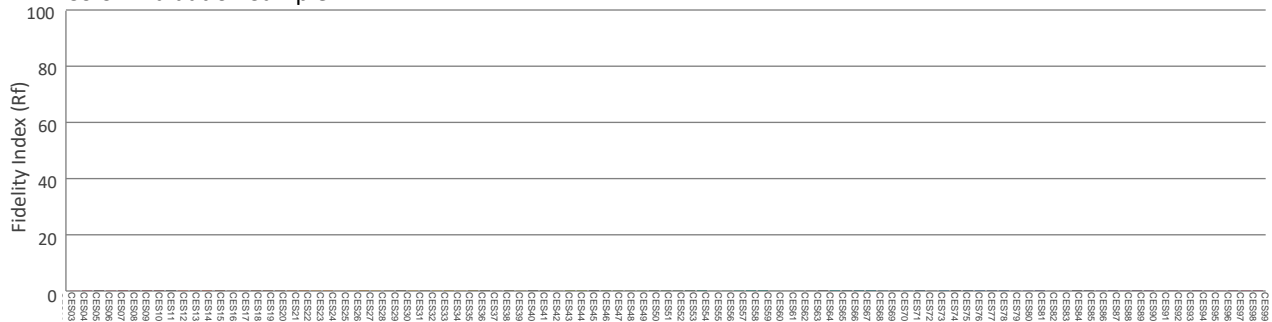
Rf by Hue



Local Chroma Shift by Hue



Color Evaluation Sample



# Photometric & Chromaticity Report

Maverick Storm 3 Beam Wash: 50% Zoom - Ring - Full Power - Auto - Calibration On

## Report Summary

### Measurements

Fixture Output: 7178 lm  
Fixture Peak: 118500 cd  
Fixture Efficacy: n/a lm/W  
Intensity @ 5m: 4716 lux  
Color Temperature: 8436 K  
CRI: 73.5    CRI R9 Value: -50.0  
CQS: 84.9  
TLCI: 61  
TM-30 Rf: 79.9  
TM-30 Rg: 116.3  
Beam Angle (50%): 14.6°  
Field Angle (10%): 21.1°  
Cutoff Angle (3%): 23.9°

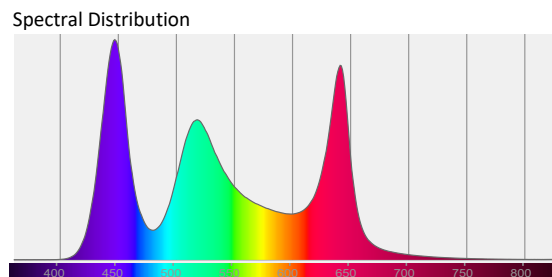
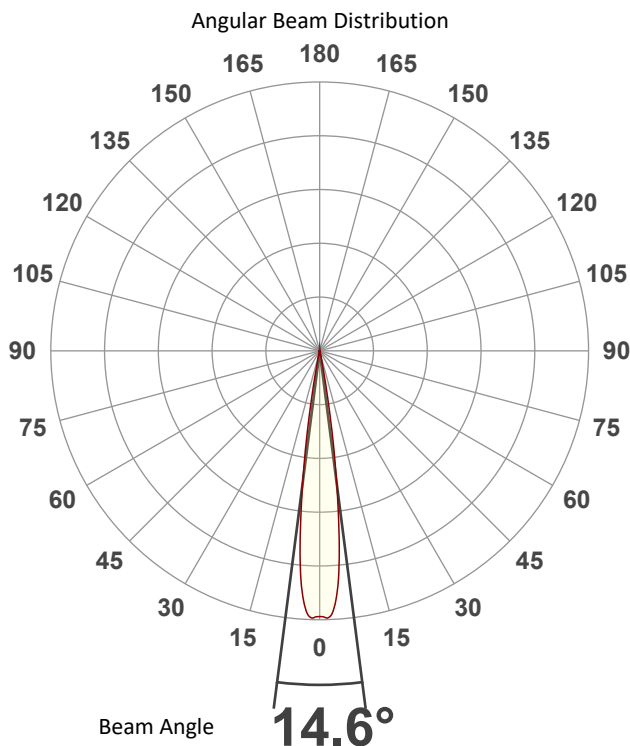


### Conditions

AC Supply: 119 V, 60 Hz  
Power: n/a W  
Current: 0.000 A  
Power Factor: n/a

This data sheet conforms to American National Standard E1.9 – 2007 (R2017). All data was measured and calculated by a Viso Systems LabSpion Goniometer at the Chauvet PD Optics Laboratory in Sunrise, FL on 4/19/2023 to LM-63-2002 Standards.

## Overall Measurement



Tested Color (CIE 1931):  
X: 0.292  
Y: 0.299

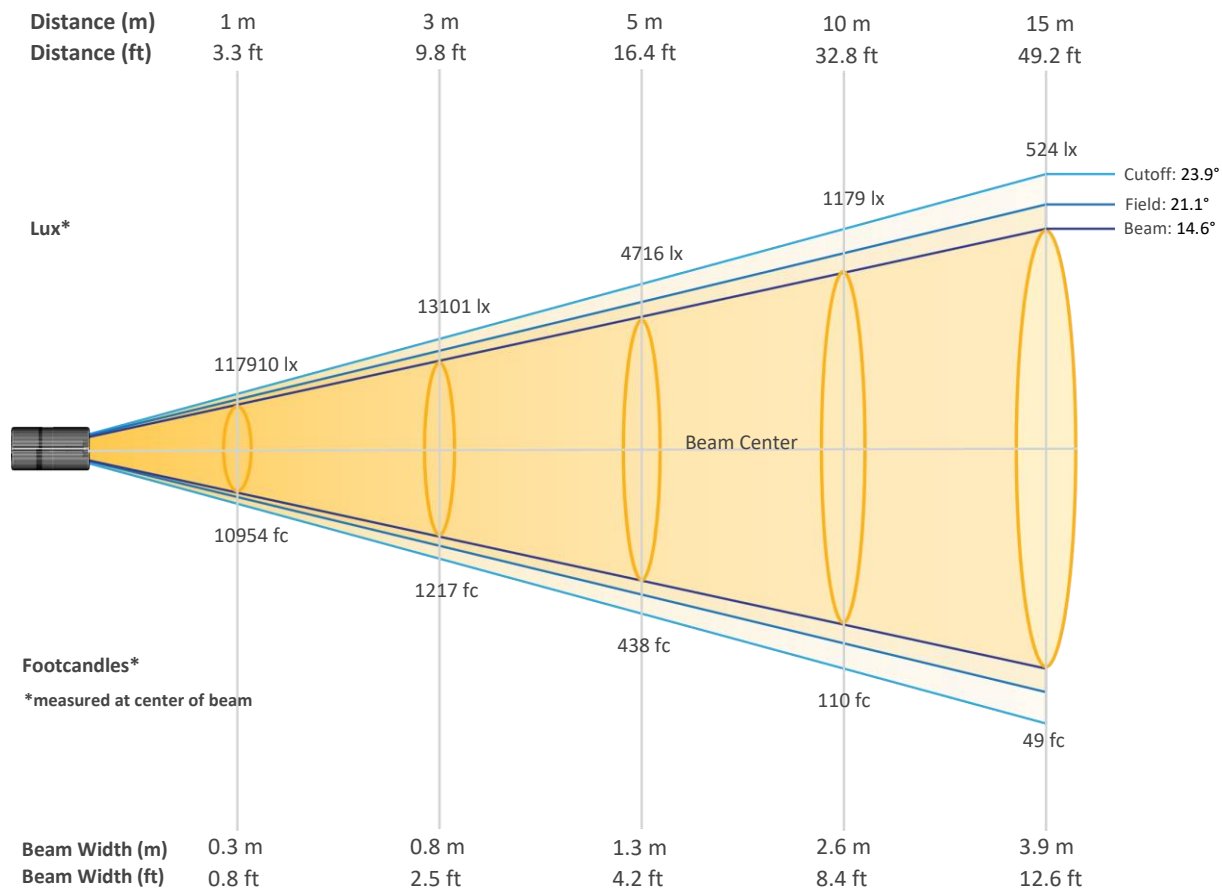
Light Quality  
CRI: 73.5

Color Temperature  
8436 K

# Photometric & Chromaticity Report

Maverick Storm 3 Beam Wash: 50% Zoom - Ring - Full Power - Auto - Calibration On

## Beam Details

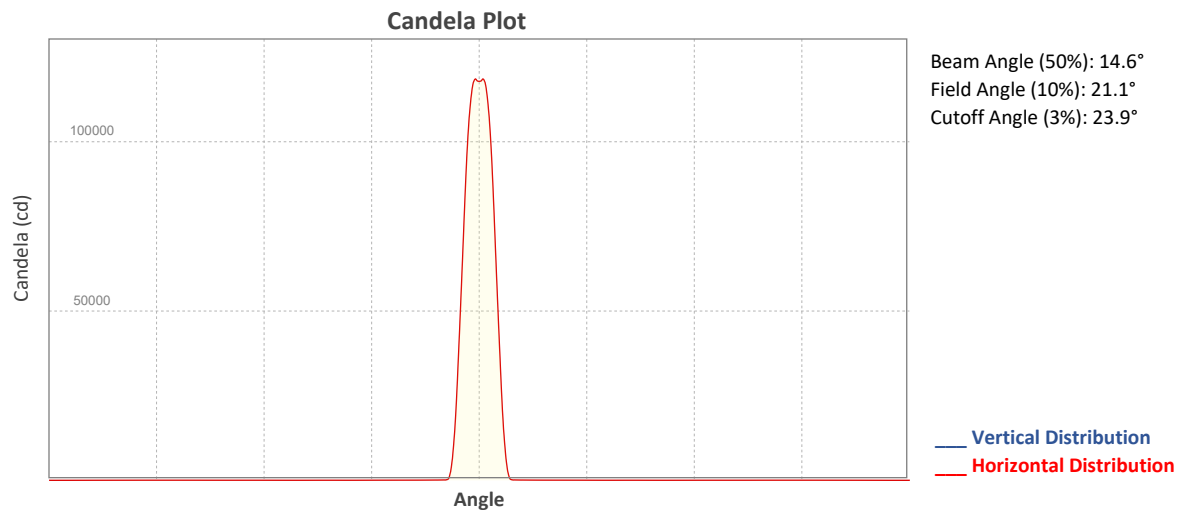


### Beam Intensities from 1-20m (3.3-65.6ft)

Distance	1m	2m	3m	4m	5m	6m	7m	8m	9m	10m
Lux	117910	29477	13101	7369	4716	3275	2406	1842	1456	1179
Distance	11m	12m	13m	14m	15m	16m	17m	18m	19m	20m
Lux	974	819	698	602	524	461	408	364	327	295
Distance	3.3ft	6.6ft	9.8ft	13.1ft	16.4ft	19.7ft	23ft	26.2ft	29.5ft	32.8ft
FC	10954	2739	1217	685	438	304	224	171	135	110
Distance	36.1ft	39.4ft	42.7ft	45.9ft	49.2ft	52.5ft	55.8ft	59.1ft	62.3ft	65.6ft
FC	91	76	65	56	49	43	38	34	30	27

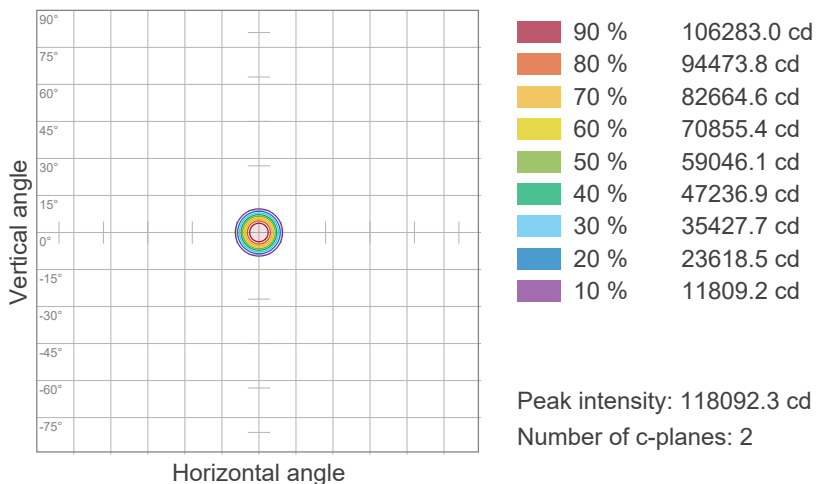
# Photometric & Chromaticity Report

Maverick Storm 3 Beam Wash: 50% Zoom - Ring - Full Power - Auto - Calibration On

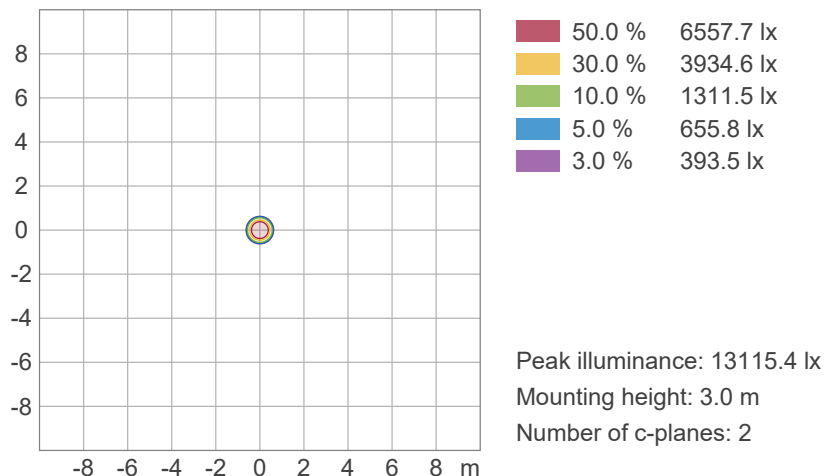


## ISO Diagrams

### ISO Candela Diagram



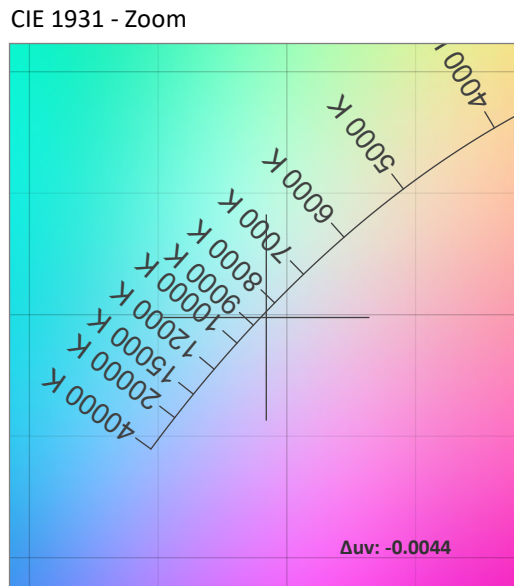
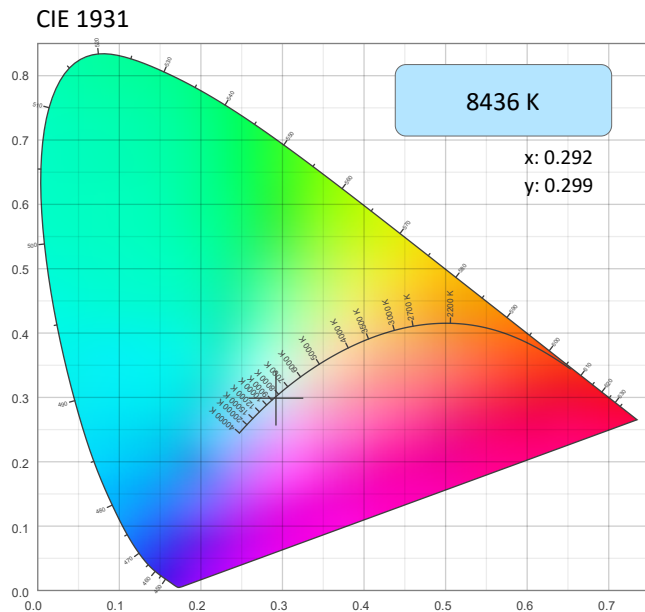
### ISO Lux Diagram



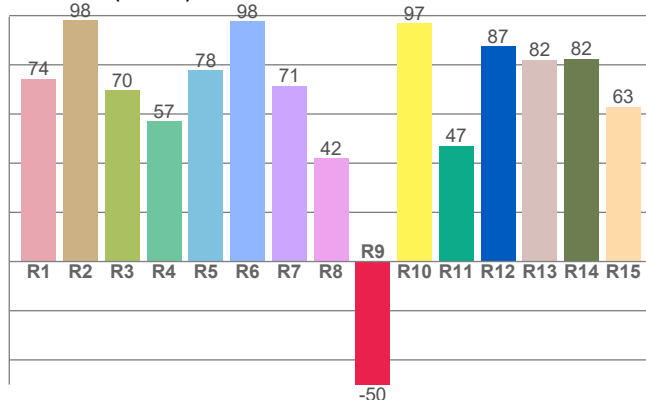
# Photometric & Chromaticity Report

Maverick Storm 3 Beam Wash: 50% Zoom - Ring - Full Power - Auto - Calibration On

## Chromaticity



CRI: 73.5 (R1-R8)

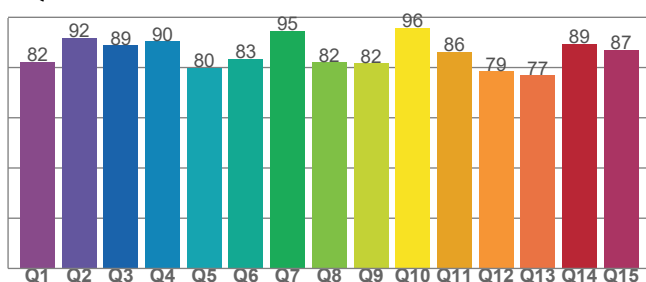


Color Parameters

Color Temperature	Color Coordinate CIE 1931	Color Coordinate CIE 1931
CCT	x	y
8436 K	0.292	0.299

Color Deviation from Black Body Curve	Color Coordinate CIE 1964	Color Coordinate CIE 1964
Δuv	y	u
-0.0044	0.299	0.195

CQS: 84.9



Color Rendering Index	Red Component	Color Quality Scale
CRI	CRI - R9	CQS
73.5	-50.0	84.9

Television Lighting Consistency Index	Color Fidelity	Color Gamut
TLCI	TM30 - Rf	TM30 Rg
61	79.9	116.3

# Photometric & Chromaticity Report

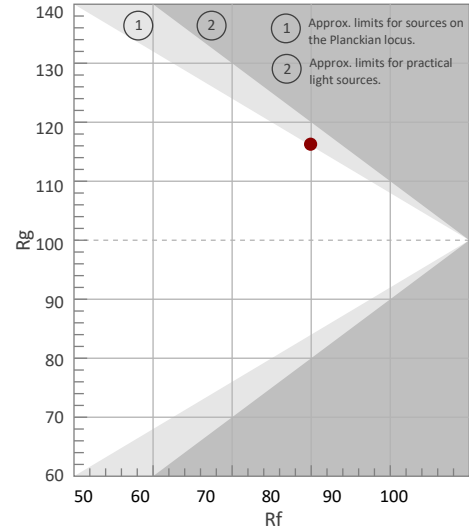
Maverick Storm 3 Beam Wash: 50% Zoom - Ring - Full Power - Auto - Calibration On

## TM-30 Details

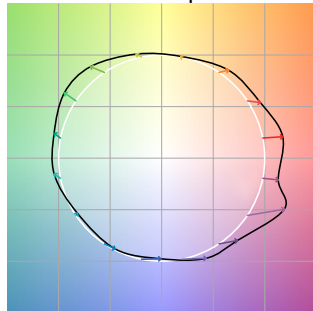
**Rf 79.9**  
Fidelity Index  
(Rg)

**Rg 116.3**  
Gammut Index (Rg)

Hue Bin	Rf	Graphic shifts (%)	
		Chroma	Hue
1	65	19%	-3%
2	77	10%	-8%
3	84	7%	-7%
4	94	0%	1%
5	87	4%	5%
6	79	12%	8%
7	79	14%	0%
8	79	7%	-3%
9	91	5%	-5%
10	92	-2%	-1%
11	77	-2%	11%
12	76	-4%	18%
13	72	4%	23%
14	71	7%	17%
15	62	26%	25%
16	72	15%	1%



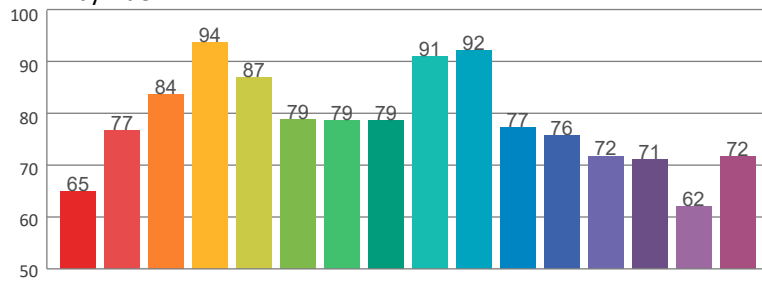
Color Vector Graphic



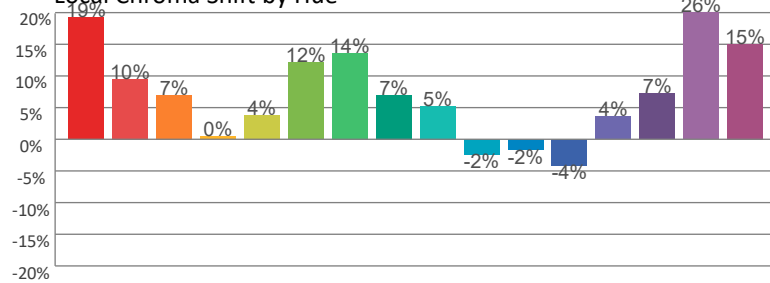
Color Distortion Graphic



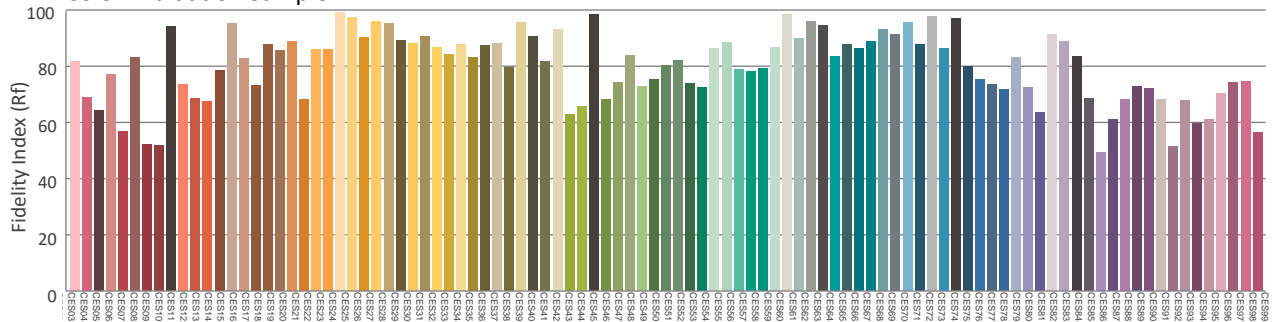
Rf by Hue



Local Chroma Shift by Hue



Color Evaluation Sample



# Photometric & Chromaticity Report

Maverick Storm 3 Beam Wash: 50% Zoom - Ring - Full Power - Auto - Calibration Off

## Report Summary

### Measurements

Fixture Output: 8215 lm  
Fixture Peak: 135314 cd  
Fixture Efficacy: n/a lm/W  
Intensity @ 5m: 5376 lux  
Color Temperature: 0 K  
CRI: 0.0      CRI R9 Value: 0.0  
CQS: 0.0  
TLCI: n/a  
TM-30 Rf: 0.0  
TM-30 Rg: 0.0  
Beam Angle (50%): 14.6°  
Field Angle (10%): 21°  
Cutoff Angle (3%): 23.9°

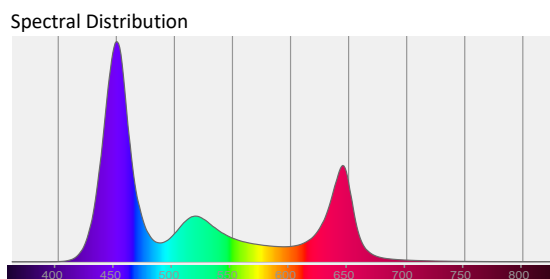
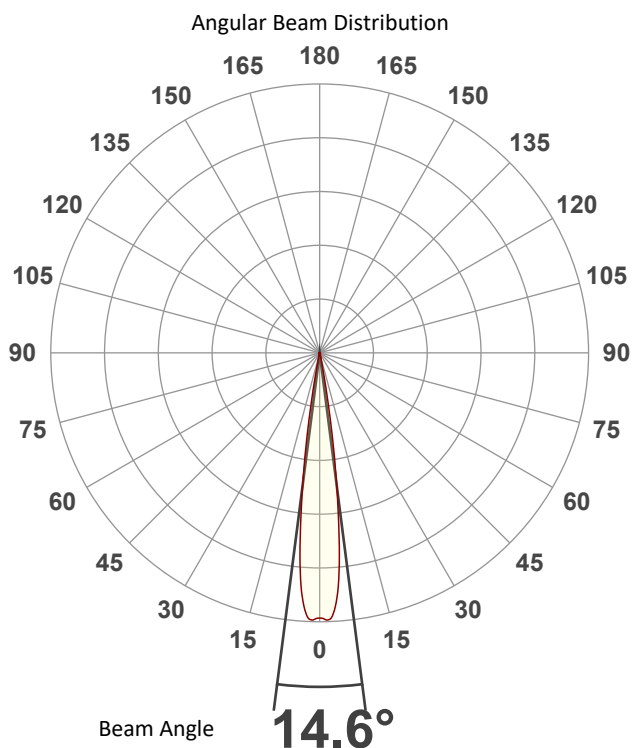


### Conditions

AC Supply: 118 V, 60.1 Hz  
Power: n/a W  
Current: 0.000 A  
Power Factor: n/a

This data sheet conforms to American National Standard E1.9 – 2007 (R2017). All data was measured and calculated by a Viso Systems LabSpion Goniometer at the Chauvet PD Optics Laboratory in Sunrise, FL on 4/19/2023 to LM-63-2002 Standards.

## Overall Measurement



Tested Color (CIE 1931):

X: 0.238

Y: 0.171



Light Quality

CRI: 0.0

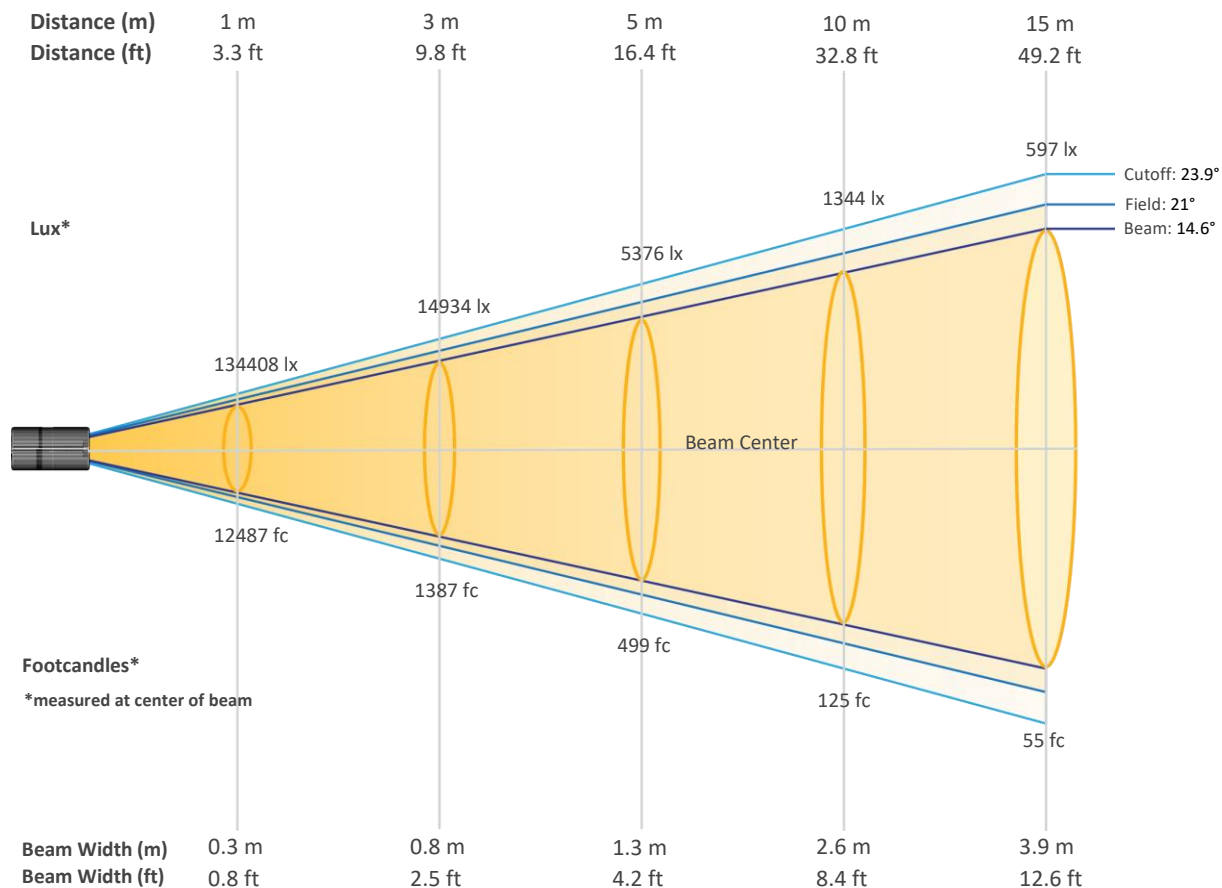
Color Temperature

0 K

# Photometric & Chromaticity Report

Maverick Storm 3 Beam Wash: 50% Zoom - Ring - Full Power - Auto - Calibration Off

## Beam Details



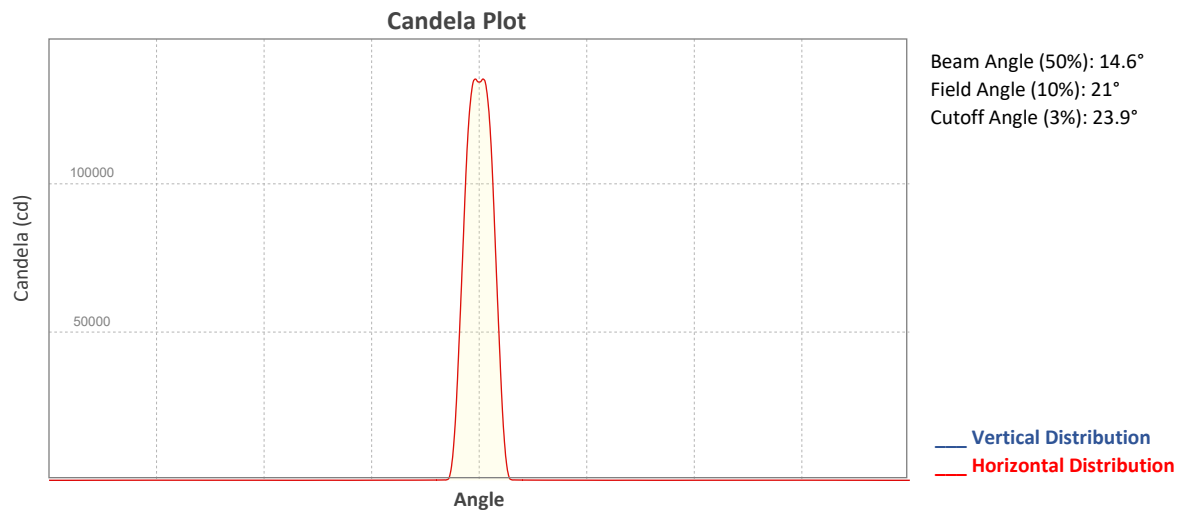
### Beam Intensities from 1-20m (3.3-65.6ft)

Distance	1m	2m	3m	4m	5m	6m	7m	8m	9m	10m
Lux	134408	33602	14934	8401	5376	3734	2743	2100	1659	1344
Distance	11m	12m	13m	14m	15m	16m	17m	18m	19m	20m
Lux	1111	933	795	686	597	525	465	415	372	336
Distance	3.3ft	6.6ft	9.8ft	13.1ft	16.4ft	19.7ft	23ft	26.2ft	29.5ft	32.8ft
FC	12487	3122	1387	780	499	347	255	195	154	125
Distance	36.1ft	39.4ft	42.7ft	45.9ft	49.2ft	52.5ft	55.8ft	59.1ft	62.3ft	65.6ft
FC	103	87	74	64	55	49	43	39	35	31



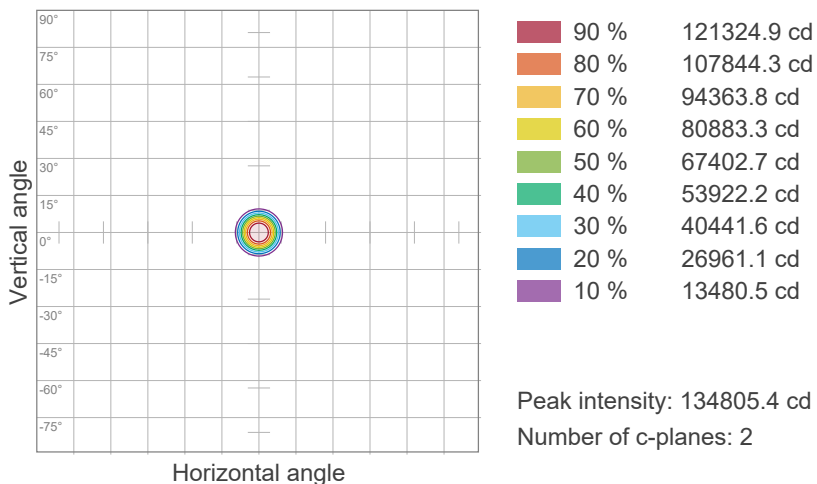
# Photometric & Chromaticity Report

Maverick Storm 3 Beam Wash: 50% Zoom - Ring - Full Power - Auto - Calibration Off

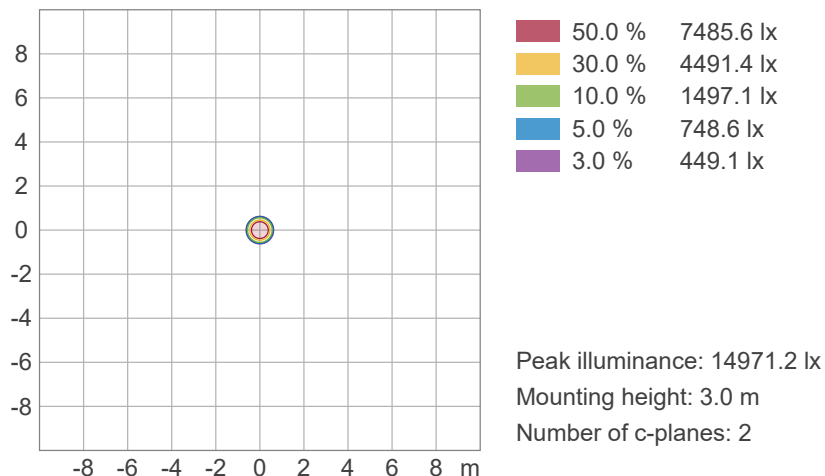


## ISO Diagrams

### ISO Candela Diagram



### ISO Lux Diagram





# Photometric & Chromaticity Report


Maverick Storm 3 Beam Wash: 50% Zoom - Ring - Full Power - Auto - Calibration Off

## TM-30 Details


**Rf 0.0**  
Fidelity Index (Rg)

**Rg 0.0**  
Gammut Index (Rg)

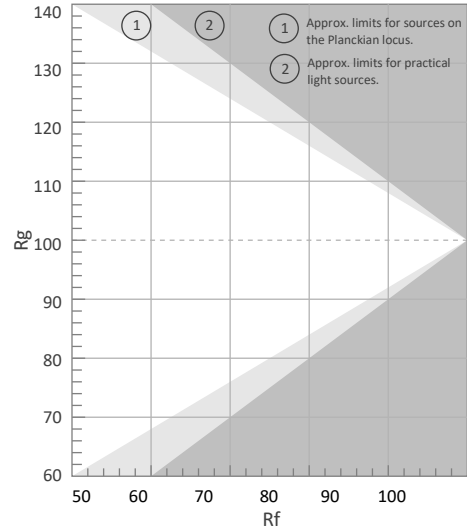
Color Vector Graphic




Color Distortion Graphic




Hue Bin	R <sub>f</sub>	Graphic shifts (%)	
		Chroma	Hue
1	0	0%	0%
2	0	0%	0%
3	0	0%	0%
4	0	0%	0%
5	0	0%	0%
6	0	0%	0%
7	0	0%	0%
8	0	0%	0%
9	0	0%	0%
10	0	0%	0%
11	0	0%	0%
12	0	0%	0%
13	0	0%	0%
14	0	0%	0%
15	0	0%	0%
16	0	0%	0%



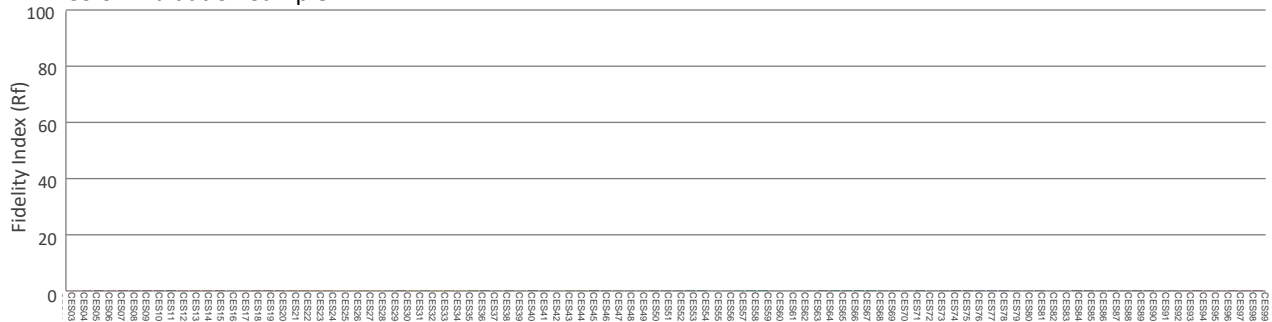
Rf by Hue



Local Chroma Shift by Hue



Color Evaluation Sample



# Photometric & Chromaticity Report

Maverick Storm 3 Beam Wash: 50% Zoom - Ring - Full Power - ECO - Calibration On

## Report Summary

### Measurements

Fixture Output: 7230 lm  
Fixture Peak: 117741 cd  
Fixture Efficacy: n/a lm/W  
Intensity @ 5m: 4701 lux  
Color Temperature: 8454 K  
CRI: 73.6    CRI R9 Value: -49.4  
CQS: 84.9  
TLCI: 62  
TM-30 Rf: 80.0  
TM-30 Rg: 116.2  
Beam Angle (50%): 14.7°  
Field Angle (10%): 21.3°  
Cutoff Angle (3%): 24.2°

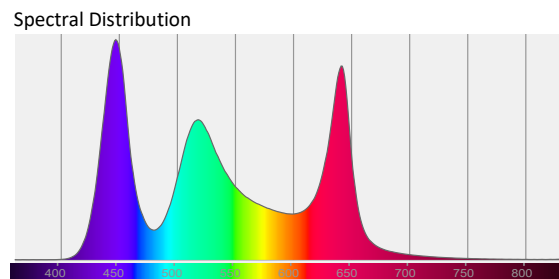
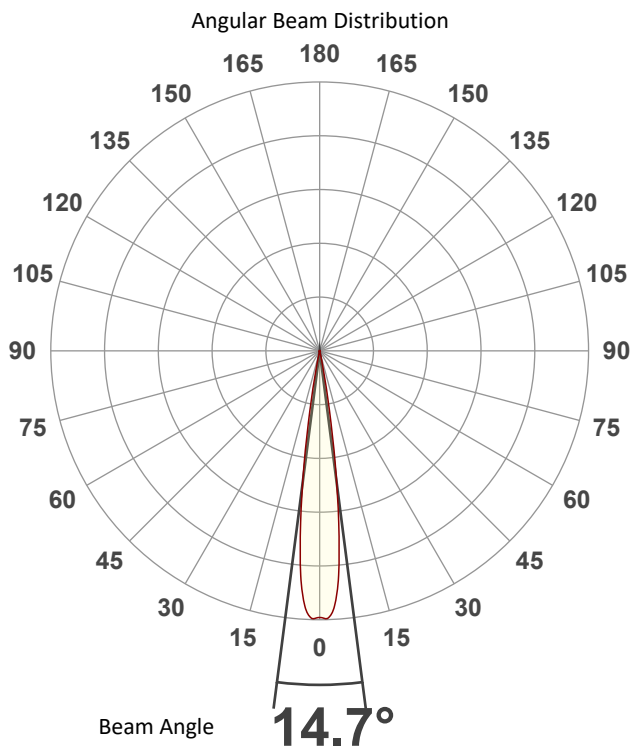


### Conditions

AC Supply: 119 V, 60 Hz  
Power: n/a W  
Current: 0.000 A  
Power Factor: n/a

This data sheet conforms to American National Standard E1.9 – 2007 (R2017). All data was measured and calculated by a Viso Systems LabSpion Goniometer at the Chauvet PD Optics Laboratory in Sunrise, FL on 4/19/2023 to LM-63-2002 Standards.


## Overall Measurement



Tested Color (CIE 1931):

X: 0.292

Y: 0.299



Light Quality

CRI: 73.6

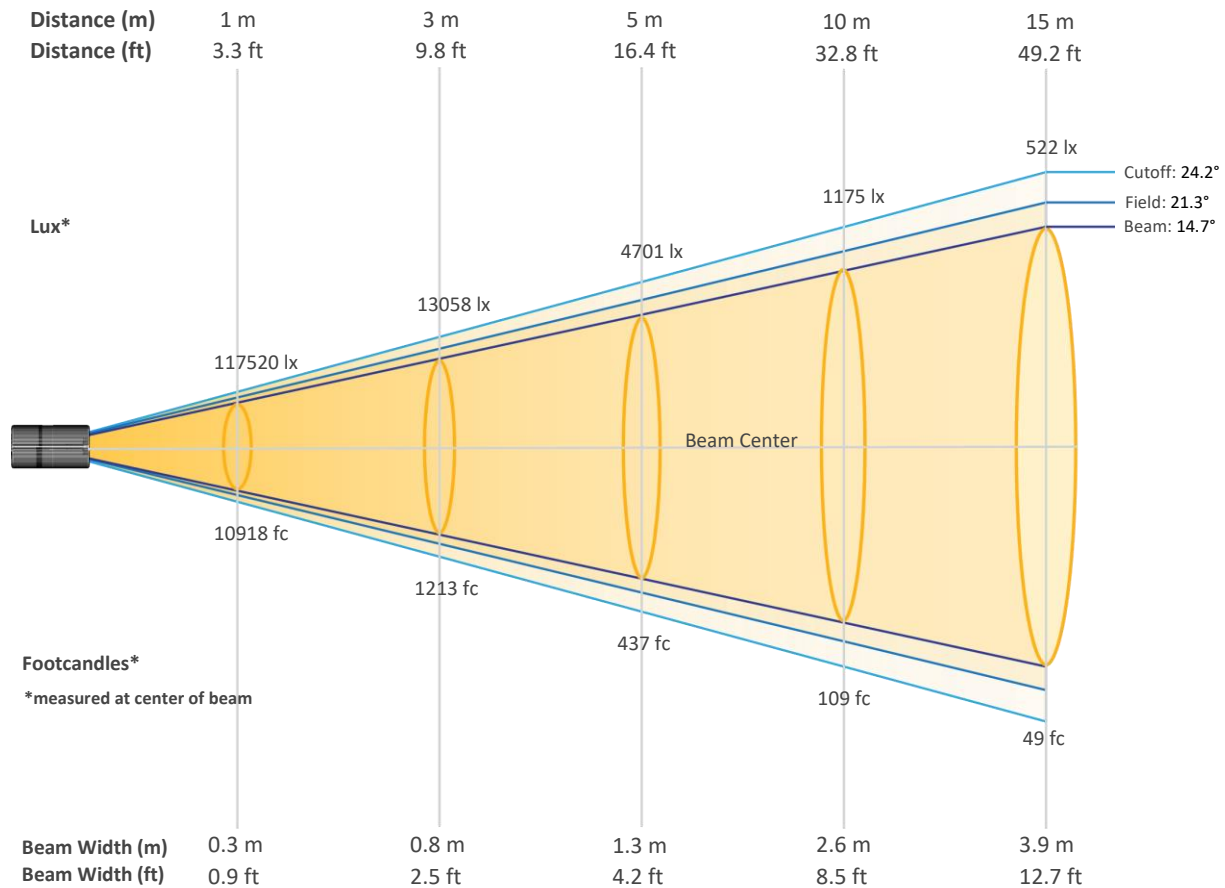
Color Temperature

8454 K

# Photometric & Chromaticity Report

Maverick Storm 3 Beam Wash: 50% Zoom - Ring - Full Power - ECO - Calibration On

## Beam Details

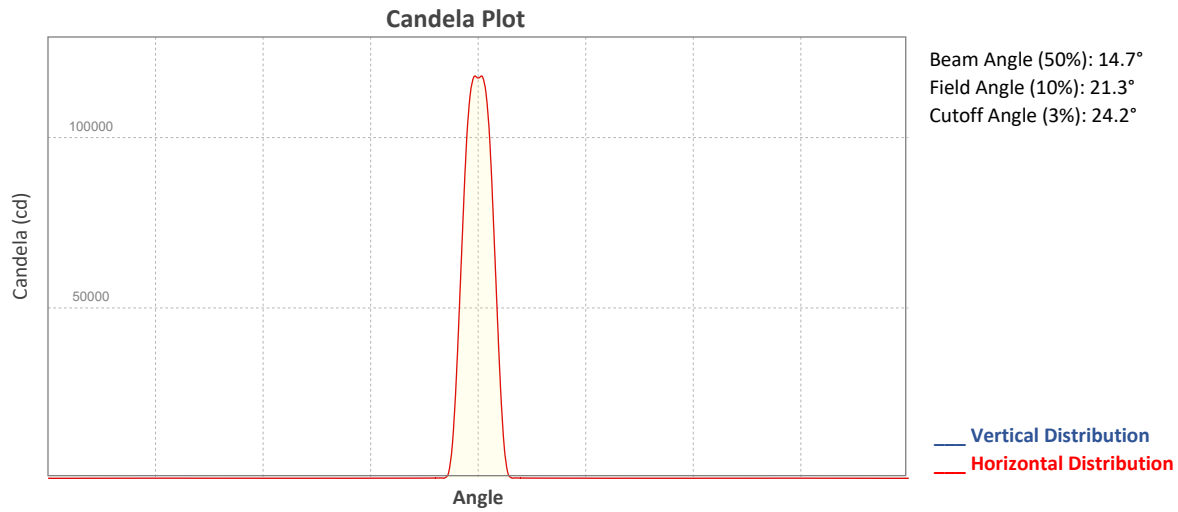


### Beam Intensities from 1-20m (3.3-65.6ft)

Distance	1m	2m	3m	4m	5m	6m	7m	8m	9m	10m
Lux	117520	29380	13058	7345	4701	3264	2398	1836	1451	1175
Distance	11m	12m	13m	14m	15m	16m	17m	18m	19m	20m
Lux	971	816	695	600	522	459	407	363	326	294
Distance	3.3ft	6.6ft	9.8ft	13.1ft	16.4ft	19.7ft	23ft	26.2ft	29.5ft	32.8ft
FC	10918	2729	1213	682	437	303	223	171	135	109
Distance	36.1ft	39.4ft	42.7ft	45.9ft	49.2ft	52.5ft	55.8ft	59.1ft	62.3ft	65.6ft
FC	90	76	65	56	49	43	38	34	30	27

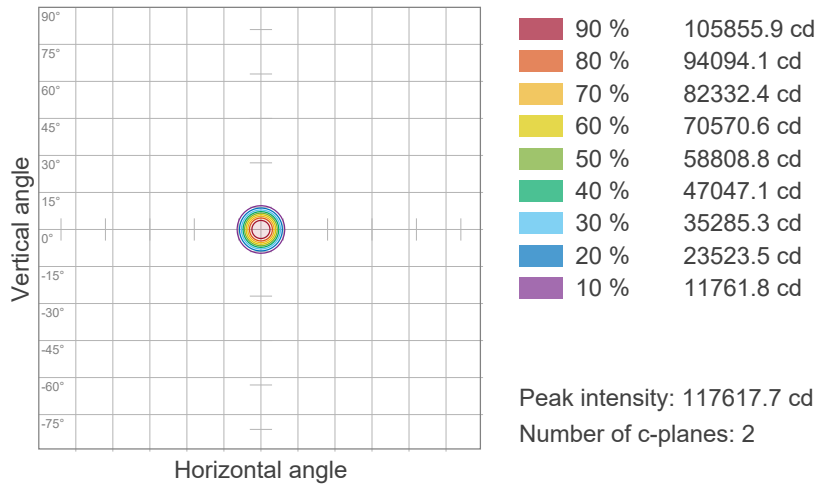
# Photometric & Chromaticity Report

Maverick Storm 3 Beam Wash: 50% Zoom - Ring - Full Power - ECO - Calibration On

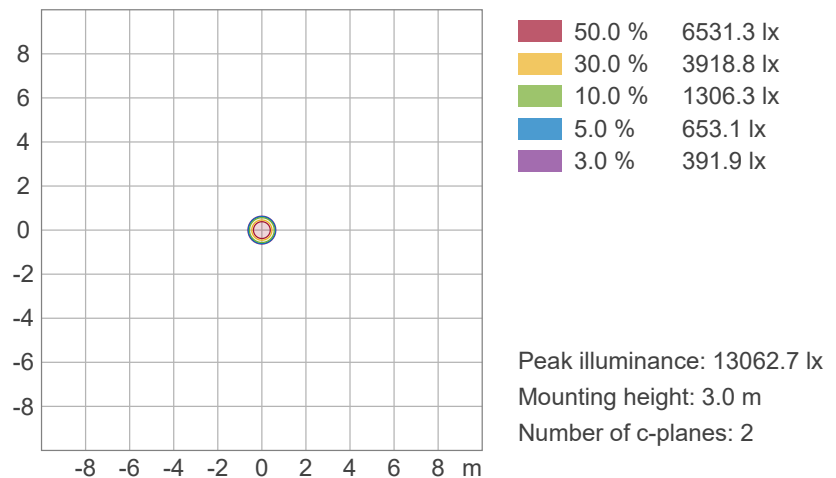


## ISO Diagrams

**ISO Candela Diagram**



**ISO Lux Diagram**

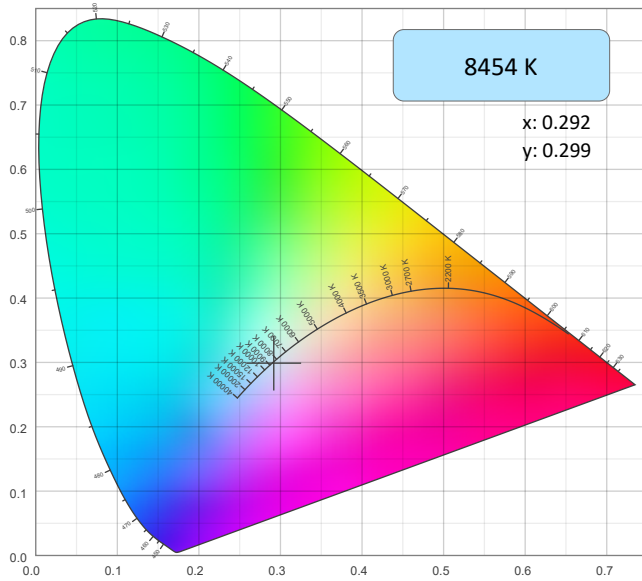


# Photometric & Chromaticity Report

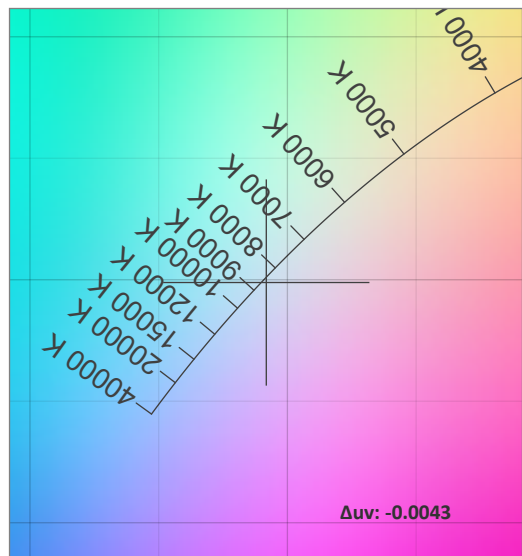
Maverick Storm 3 Beam Wash: 50% Zoom - Ring - Full Power - ECO - Calibration On

## Chromaticity

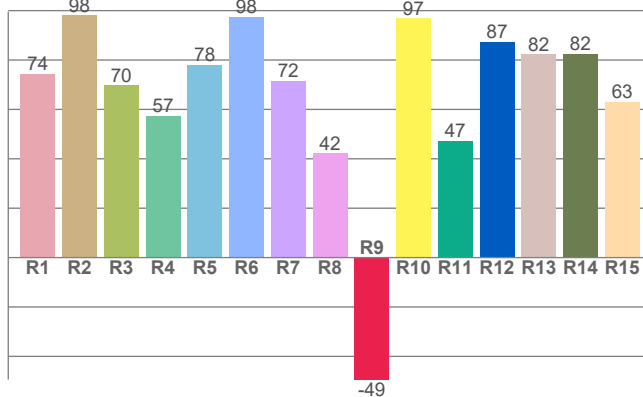
CIE 1931



CIE 1931 - Zoom



CRI: 73.6 (R1-R8)

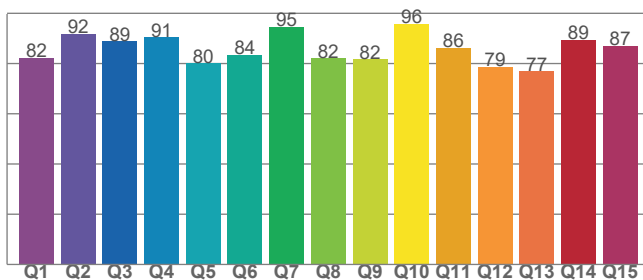


Color Parameters

Color Temperature	Color Coordinate CIE 1931	Color Coordinate CIE 1931
CCT	x	y
8454 K	0.292	0.299

Color Deviation from Black Body Curve	Color Coordinate CIE 1964	Color Coordinate CIE 1964
$\Delta uv$	y	u
-0.0043	0.299	0.194

CQS: 84.9



Color Rendering Index	Red Component	Color Quality Scale
CRI	CRI - R9	CQS
73.6	-49.4	84.9

Television Lighting Consistency Index	Color Fidelity	Color Gamut
TLCI	TM30 - Rf	TM30 Rg
62	80.0	116.2

# Photometric & Chromaticity Report

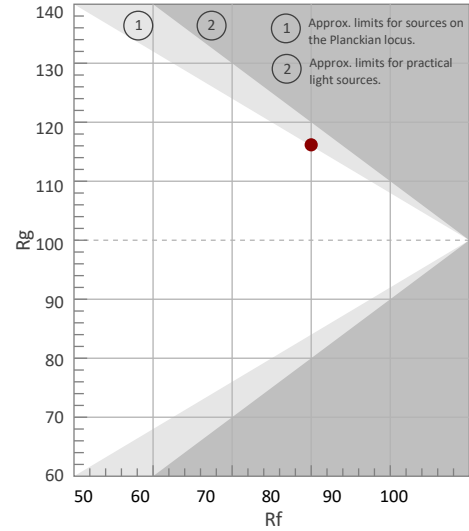
Maverick Storm 3 Beam Wash: 50% Zoom - Ring - Full Power - ECO - Calibration On

## TM-30 Details

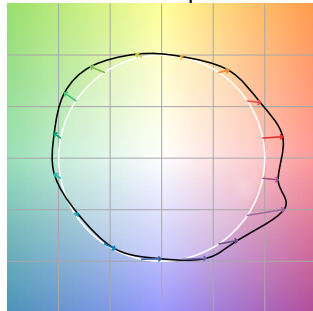
**Rf 80.0**  
Fidelity Index (Rg)

**Rg 116.2**  
Gammut Index (Rg)

Hue Bin	Rf	Graphic shifts (%)	
		Chroma	Hue
1	65	19%	-3%
2	77	9%	-8%
3	84	7%	-7%
4	94	0%	1%
5	87	4%	5%
6	79	12%	8%
7	79	14%	0%
8	79	7%	-3%
9	91	5%	-5%
10	92	-2%	-1%
11	77	-2%	11%
12	76	-4%	18%
13	72	4%	23%
14	71	7%	17%
15	62	26%	25%
16	72	15%	1%



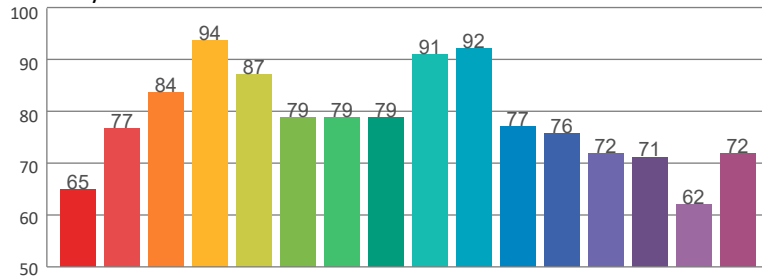
Color Vector Graphic



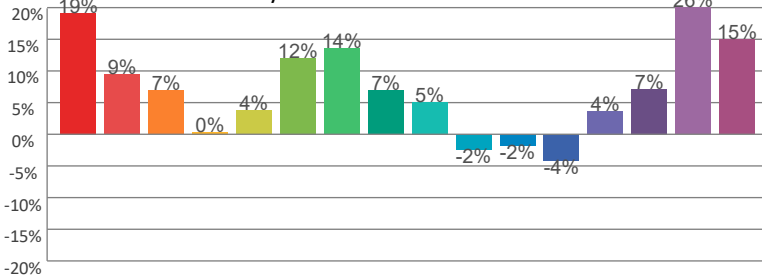
Color Distortion Graphic



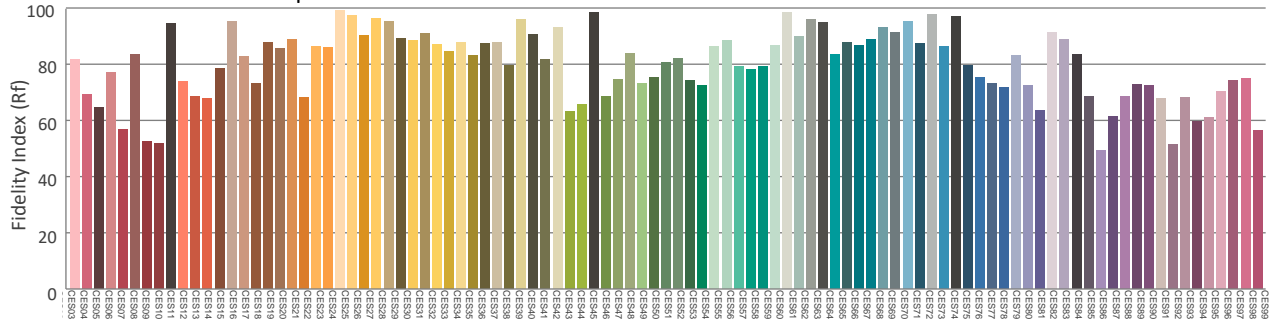
Rf by Hue



Local Chroma Shift by Hue



Color Evaluation Sample





# Photometric & Chromaticity Report

Maverick Storm 3 Beam Wash: 50% Zoom - Ring - Full Power - ECO - Calibration Off

## Report Summary

### Measurements

Fixture Output: 8260 lm  
Fixture Peak: 135842 cd  
Fixture Efficacy: n/a lm/W  
Intensity @ 5m: 5414 lux  
Color Temperature: 0 K  
CRI: 0.0      CRI R9 Value: 0.0  
CQS: 0.0  
TLCI: n/a  
TM-30 Rf: 0.0  
TM-30 Rg: 0.0  
Beam Angle (50%): 14.7°  
Field Angle (10%): 21.1°  
Cutoff Angle (3%): 24°

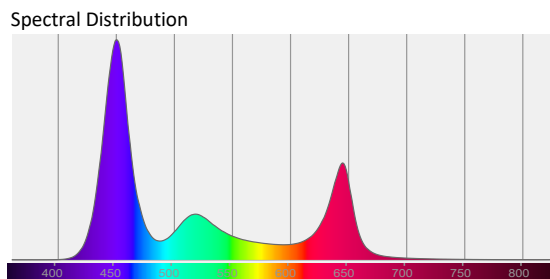
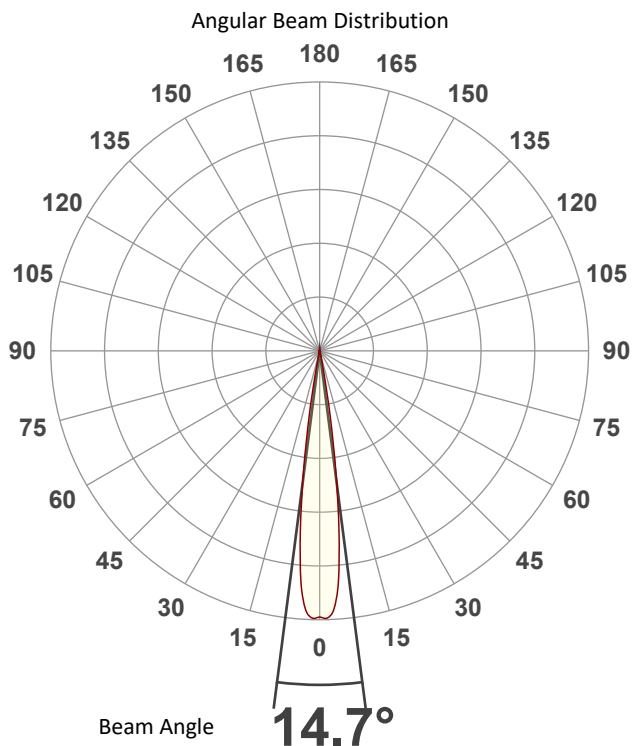


### Conditions

AC Supply: 118 V, 60 Hz  
Power: n/a W  
Current: 0.000 A  
Power Factor: n/a

This data sheet conforms to American National Standard E1.9 – 2007 (R2017). All data was measured and calculated by a Viso Systems LabSpion Goniometer at the Chauvet PD Optics Laboratory in Sunrise, FL on 4/19/2023 to LM-63-2002 Standards.

## Overall Measurement



Tested Color (CIE 1931):

X: 0.238

Y: 0.171



Light Quality

CRI: 0.0

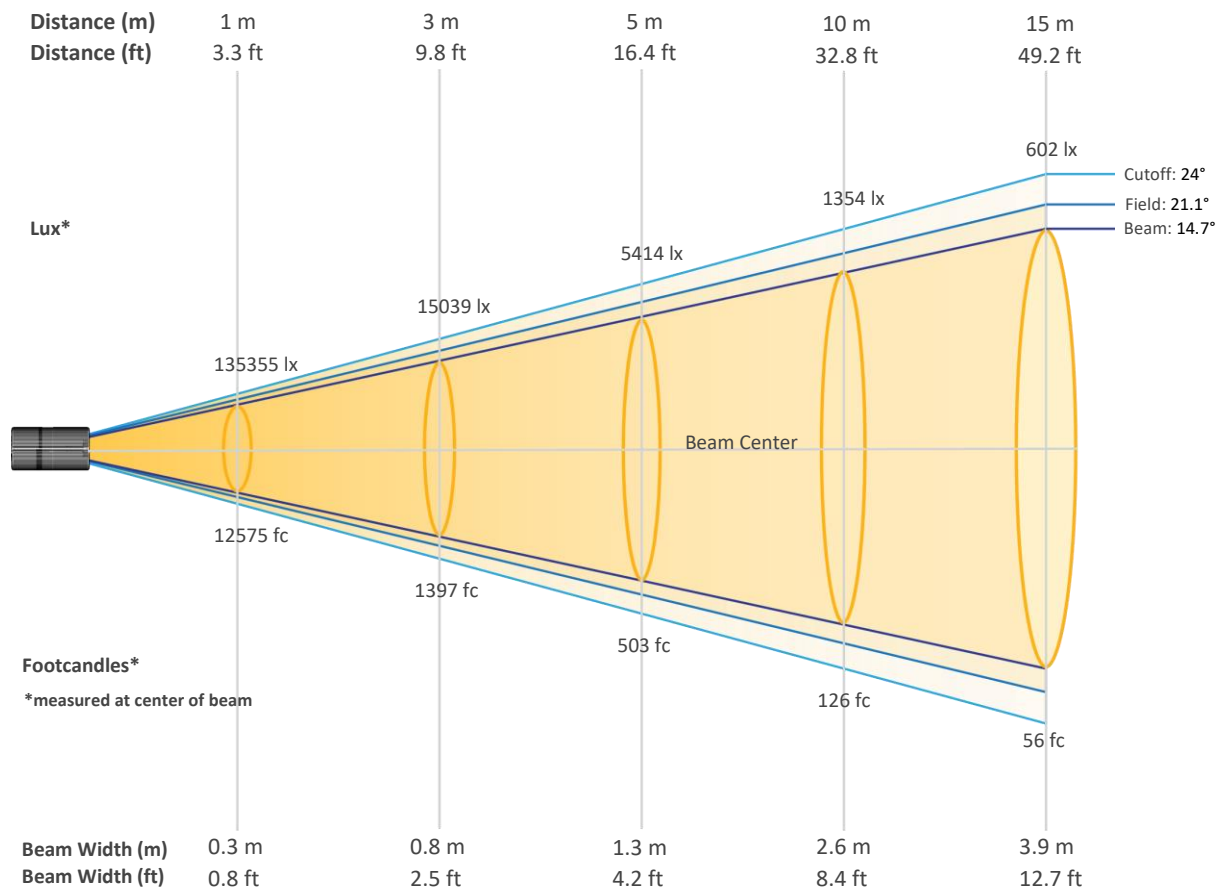
Color Temperature

0 K

# Photometric & Chromaticity Report

Maverick Storm 3 Beam Wash: 50% Zoom - Ring - Full Power - ECO - Calibration Off

## Beam Details

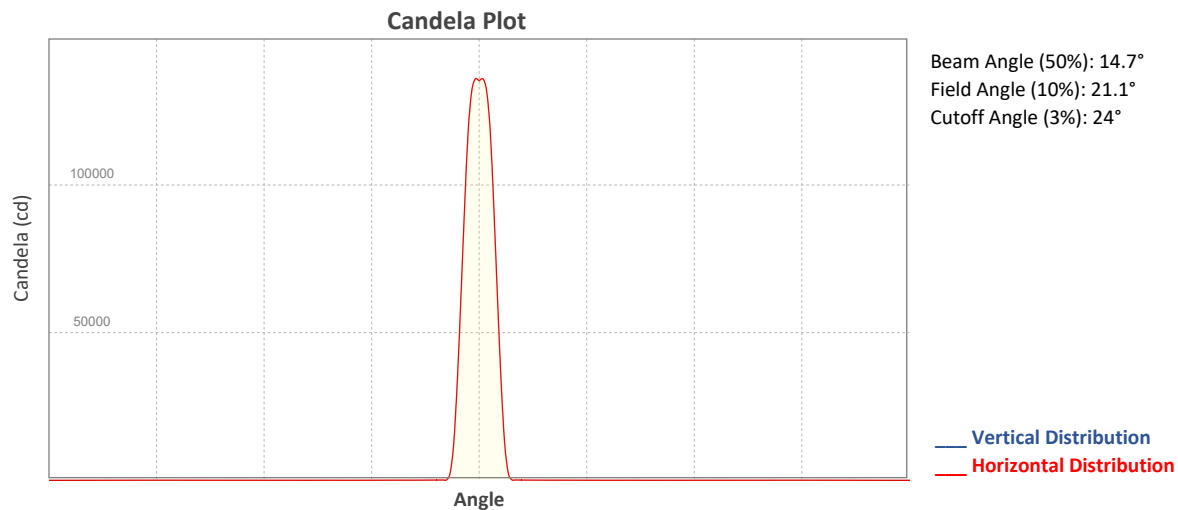


### Beam Intensities from 1-20m (3.3-65.6ft)

Distance	1m	2m	3m	4m	5m	6m	7m	8m	9m	10m
Lux	135355	33839	15039	8460	5414	3760	2762	2115	1671	1354
Distance	11m	12m	13m	14m	15m	16m	17m	18m	19m	20m
Lux	1119	940	801	691	602	529	468	418	375	338
Distance	3.3ft	6.6ft	9.8ft	13.1ft	16.4ft	19.7ft	23ft	26.2ft	29.5ft	32.8ft
FC	12575	3144	1397	786	503	349	257	196	155	126
Distance	36.1ft	39.4ft	42.7ft	45.9ft	49.2ft	52.5ft	55.8ft	59.1ft	62.3ft	65.6ft
FC	104	87	74	64	56	49	44	39	35	31

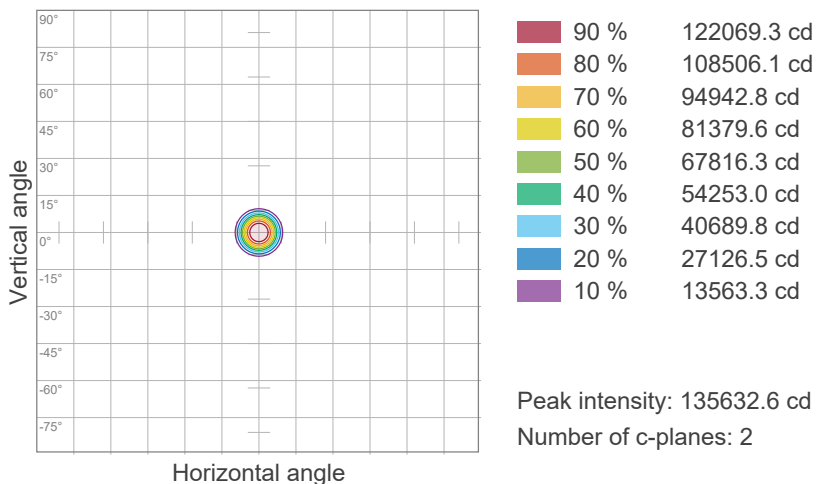
# Photometric & Chromaticity Report

Maverick Storm 3 Beam Wash: 50% Zoom - Ring - Full Power - ECO - Calibration Off

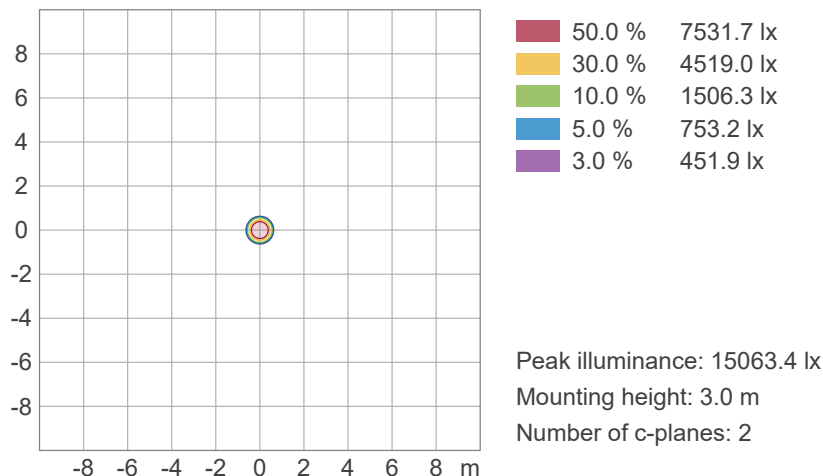


## ISO Diagrams

**ISO Candela Diagram**



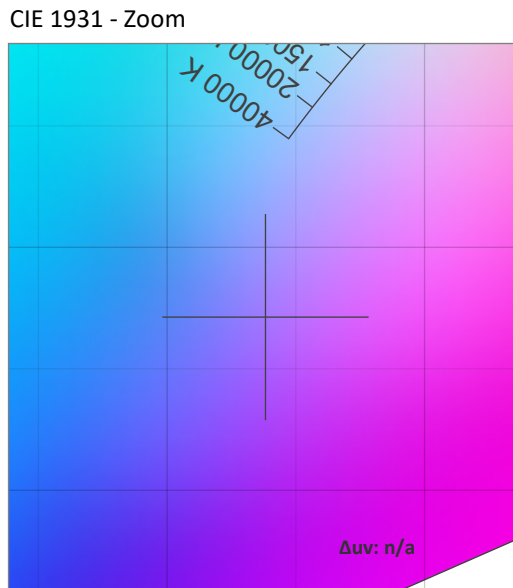
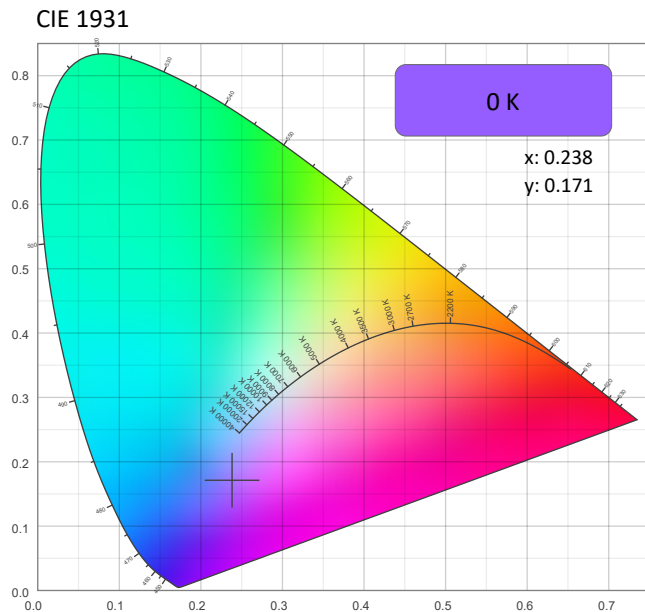
**ISO Lux Diagram**



# Photometric & Chromaticity Report

Maverick Storm 3 Beam Wash: 50% Zoom - Ring - Full Power - ECO - Calibration Off

## Chromaticity



### CRI: 0.0 (R1-R8)

0	0	0	0	0	0	0	0	0	0	0	0	0	0	0
R1	R2	R3	R4	R5	R6	R7	R8	R9	R10	R11	R12	R13	R14	R15

### CQS: 0.0

0	0	0	0	0	0	0	0	0	0	0	0	0	0	0
Q1	Q2	Q3	Q4	Q5	Q6	Q7	Q8	Q9	Q10	Q11	Q12	Q13	Q14	Q15

### Color Parameters

Color Temperature	Color Coordinate CIE 1931	Color Coordinate CIE 1931
CCT	x	y
0 K	0.238	0.171

Color Deviation from Black Body Curve	Color Coordinate CIE 1964	Color Coordinate CIE 1964
Δuv	y	u
n/a	0.171	0.208

Color Rendering Index	Red Component	Color Quality Scale
CRI	CRI - R9	CQS
0.0	0.0	0.0

Television Lighting Consistency Index	Color Fidelity	Color Gamut
TLCI	TM30 - Rf	TM30 Rg
n/a	0.0	0.0



# Photometric & Chromaticity Report

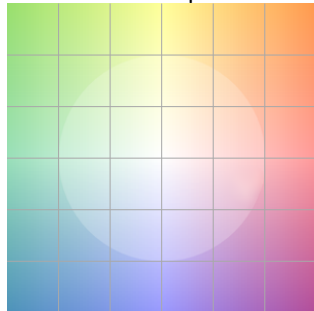
Maverick Storm 3 Beam Wash: 50% Zoom - Ring - Full Power - ECO - Calibration Off

## TM-30 Details


**Rf 0.0**  
Fidelity Index (Rg)

**Rg 0.0**  
Gammut Index (Rg)

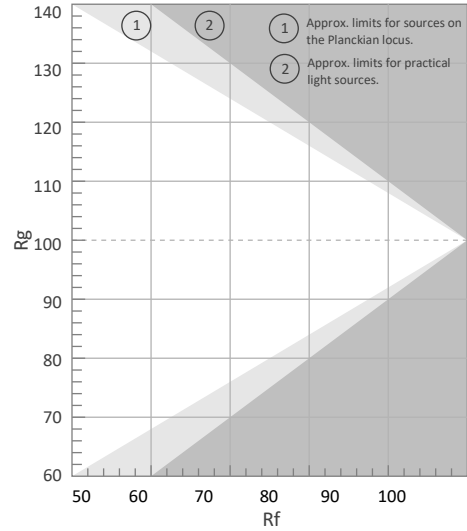
Color Vector Graphic




Color Distortion Graphic




Hue Bin	R <sub>f</sub>	Graphic shifts (%)	
		Chroma	Hue
1	0	0%	0%
2	0	0%	0%
3	0	0%	0%
4	0	0%	0%
5	0	0%	0%
6	0	0%	0%
7	0	0%	0%
8	0	0%	0%
9	0	0%	0%
10	0	0%	0%
11	0	0%	0%
12	0	0%	0%
13	0	0%	0%
14	0	0%	0%
15	0	0%	0%
16	0	0%	0%



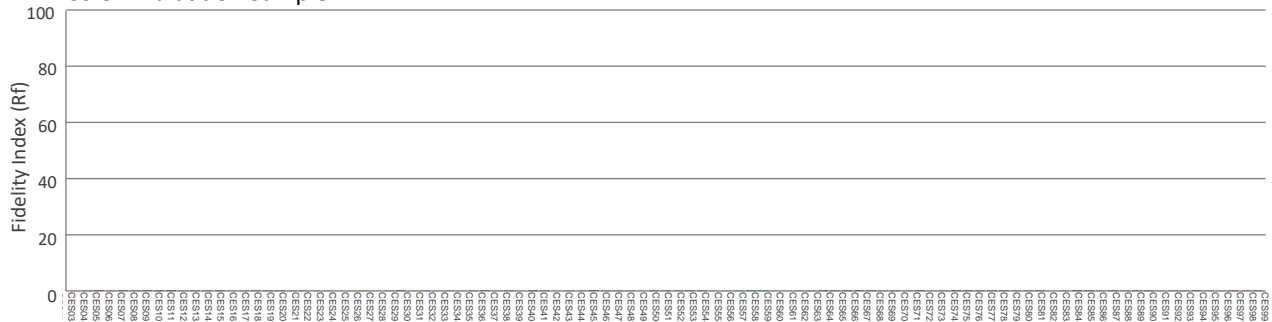
Rf by Hue



Local Chroma Shift by Hue



Color Evaluation Sample



# Photometric & Chromaticity Report

Maverick Storm 3 Beam Wash: 50% Zoom with Both Zoom Zone - Full Power

## Report Summary

### Measurements

Fixture Output: 14317 lm  
Fixture Peak: 248135 cd  
Fixture Efficacy: n/a lm/W  
Intensity @ 5m: 9918 lux  
Color Temperature: 0 K  
CRI: 0.0      CRI R9 Value: 0.0  
CQS: 0.0  
TLCI: n/a  
TM-30 Rf: 0.0  
TM-30 Rg: 0.0  
Beam Angle (50%): 14.4°  
Field Angle (10%): 20.4°  
Cutoff Angle (3%): 22.9°

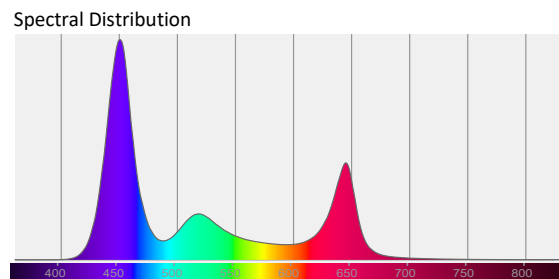
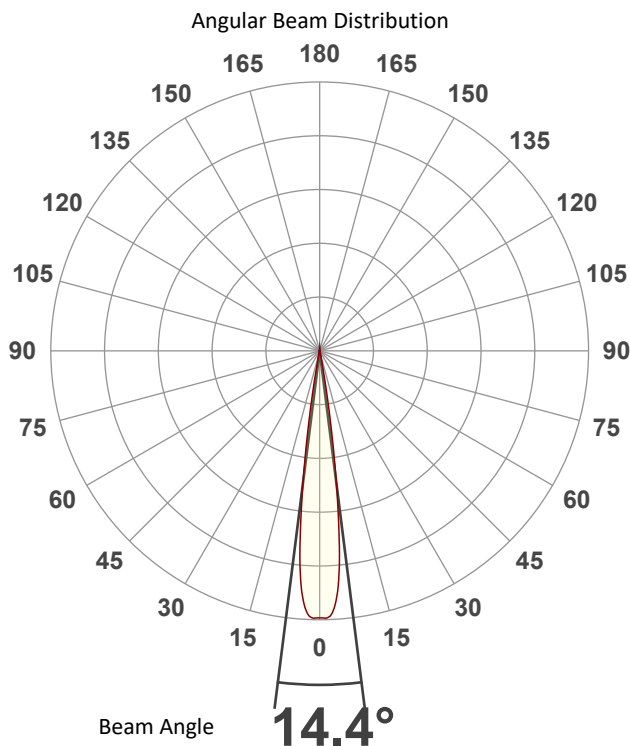


### Conditions

AC Supply: 115 V, 60.1 Hz  
Power: n/a W  
Current: 0.000 A  
Power Factor: n/a

This data sheet conforms to American National Standard E1.9 – 2007 (R2017). All data was measured and calculated by a Viso Systems LabSpion Goniometer at the Chauvet PD Optics Laboratory in Sunrise, FL on 4/19/2023 to LM-63-2002 Standards.

## Overall Measurement



Tested Color (CIE 1931):  
X: 0.238  
Y: 0.172

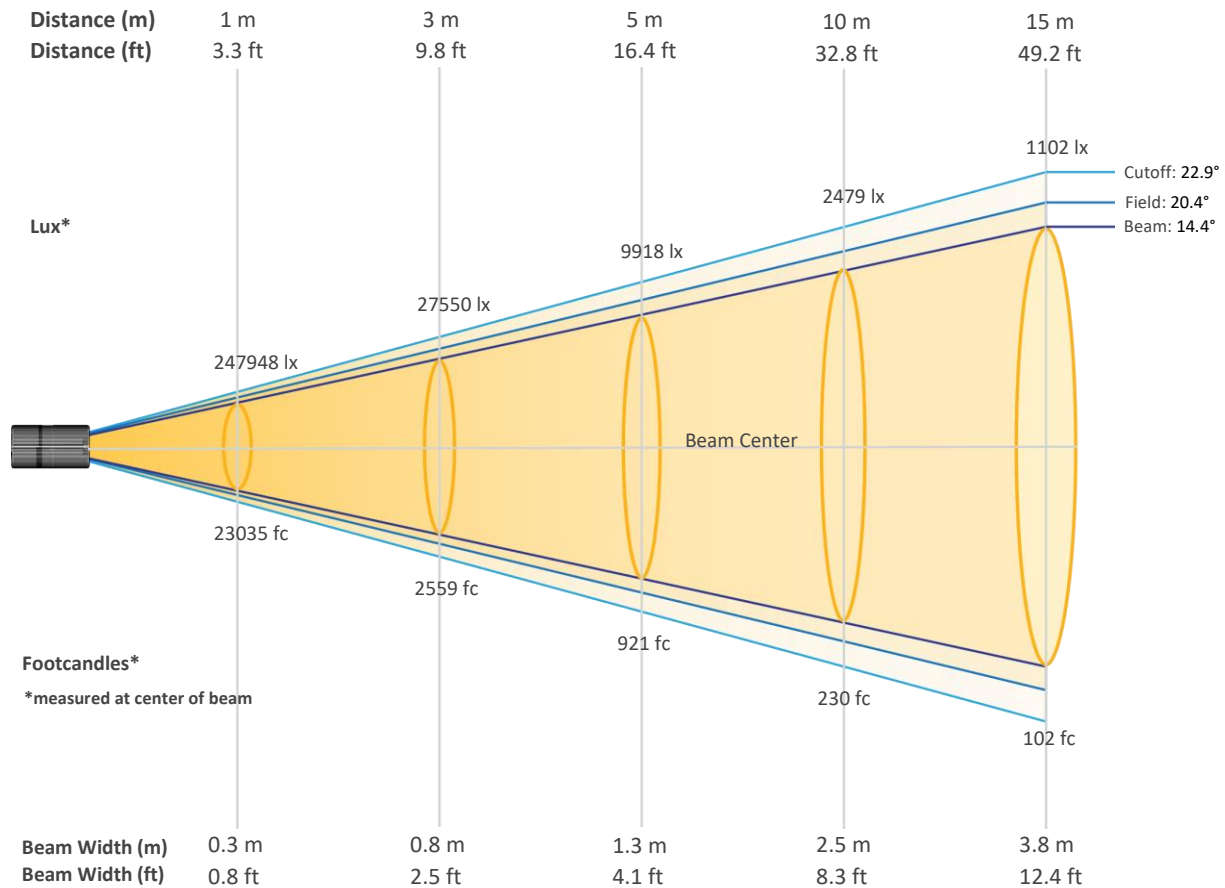
Light Quality  
CRI: 0.0

Color Temperature  
0 K

# Photometric & Chromaticity Report

Maverick Storm 3 Beam Wash: 50% Zoom with Both Zoom Zone - Full Power

## Beam Details

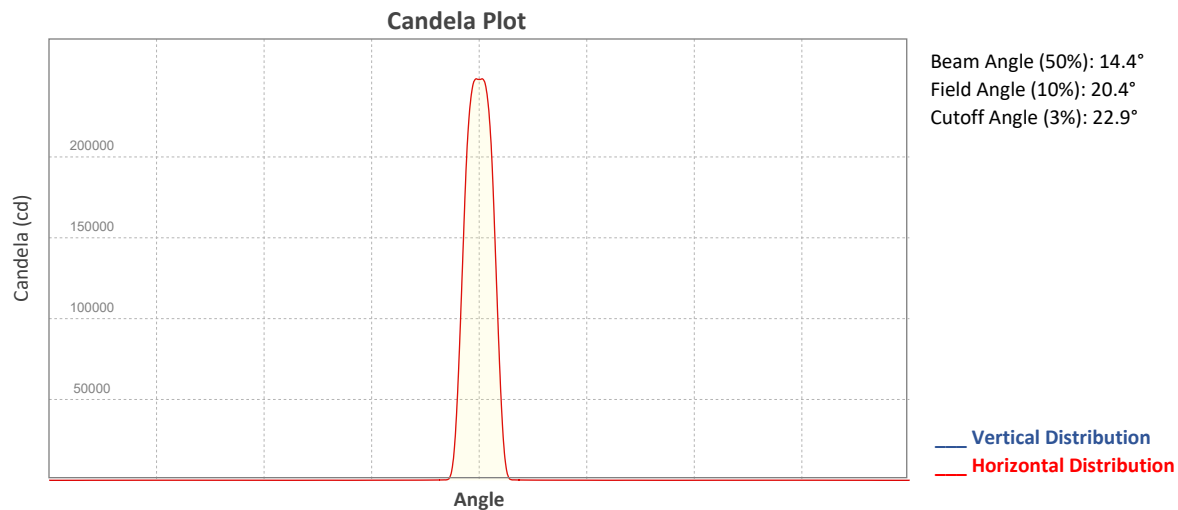


### Beam Intensities from 1-20m (3.3-65.6ft)

Distance	1m	2m	3m	4m	5m	6m	7m	8m	9m	10m
Lux	247948	61987	27550	15497	9918	6887	5060	3874	3061	2479
Distance	11m	12m	13m	14m	15m	16m	17m	18m	19m	20m
Lux	2049	1722	1467	1265	1102	969	858	765	687	620
Distance	3.3ft	6.6ft	9.8ft	13.1ft	16.4ft	19.7ft	23ft	26.2ft	29.5ft	32.8ft
FC	23035	5759	2559	1440	921	640	470	360	284	230
Distance	36.1ft	39.4ft	42.7ft	45.9ft	49.2ft	52.5ft	55.8ft	59.1ft	62.3ft	65.6ft
FC	190	160	136	118	102	90	80	71	64	58

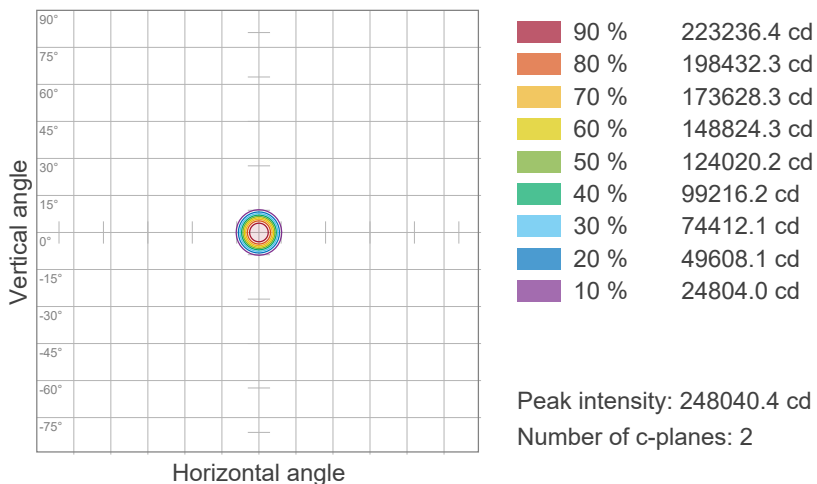
# Photometric & Chromaticity Report

Maverick Storm 3 Beam Wash: 50% Zoom with Both Zoom Zone - Full Power

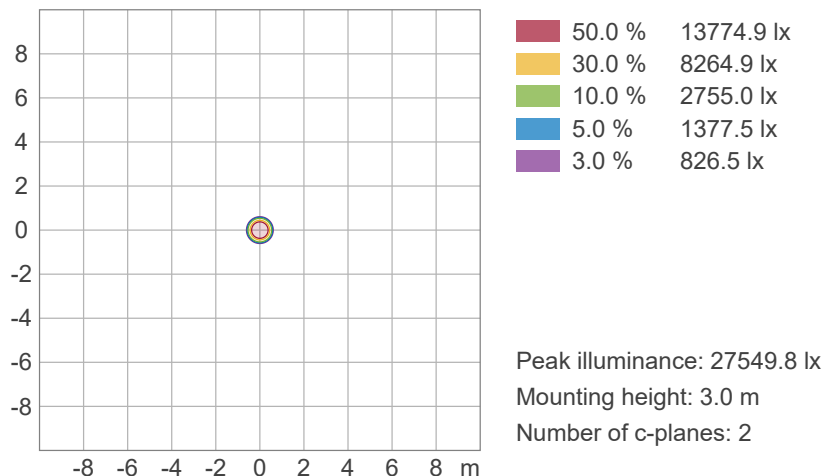


## ISO Diagrams

### ISO Candela Diagram



### ISO Lux Diagram







# Photometric & Chromaticity Report

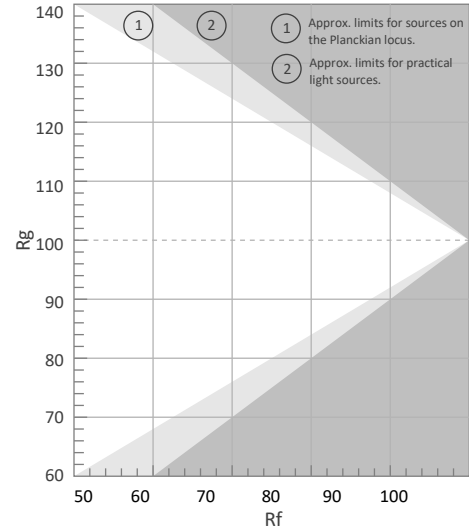
Maverick Storm 3 Beam Wash: 50% Zoom with Both Zoom Zone - Full Power

## TM-30 Details


**Rf 0.0**  
Fidelity Index (Rg)

**Rg 0.0**  
Gammut Index (Rg)


Hue Bin	R <sub>f</sub>	Graphic shifts (%)	
		Chroma	Hue
1	0	0%	0%
2	0	0%	0%
3	0	0%	0%
4	0	0%	0%
5	0	0%	0%
6	0	0%	0%
7	0	0%	0%
8	0	0%	0%
9	0	0%	0%
10	0	0%	0%
11	0	0%	0%
12	0	0%	0%
13	0	0%	0%
14	0	0%	0%
15	0	0%	0%
16	0	0%	0%




Color Vector Graphic




Color Distortion Graphic



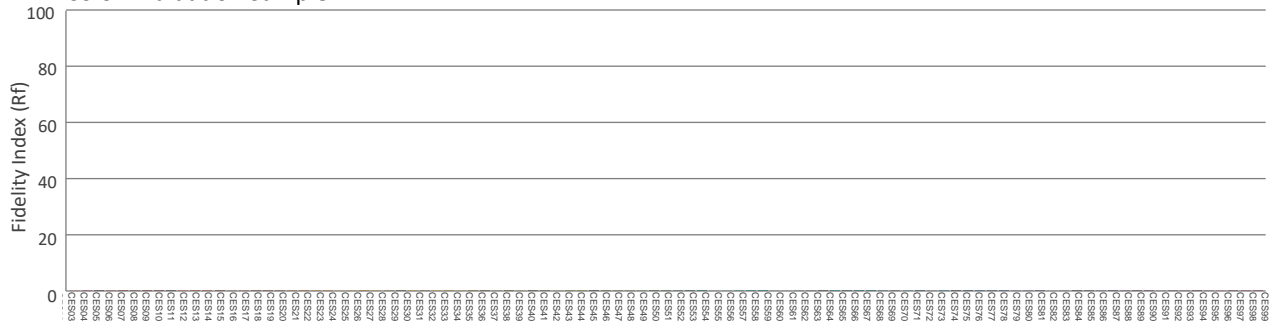
Rf by Hue



Local Chroma Shift by Hue



Color Evaluation Sample



# Photometric & Chromaticity Report

Maverick Storm 3 Beam Wash: 50% Zoom with Both Zoom Zone - Full Power - Auto

## Report Summary

### Measurements

Fixture Output: 14150 lm  
Fixture Peak: 243264 cd  
Fixture Efficacy: n/a lm/W  
Intensity @ 5m: 9726 lux  
Color Temperature: 0 K  
CRI: 0.0      CRI R9 Value: 0.0  
CQS: 0.0  
TLCI: n/a  
TM-30 Rf: 0.0  
TM-30 Rg: 0.0  
Beam Angle (50%): 14.4°  
Field Angle (10%): 20.3°  
Cutoff Angle (3%): 23.2°

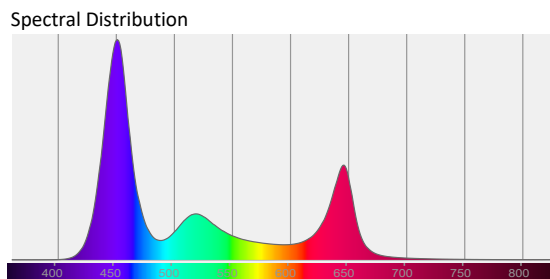
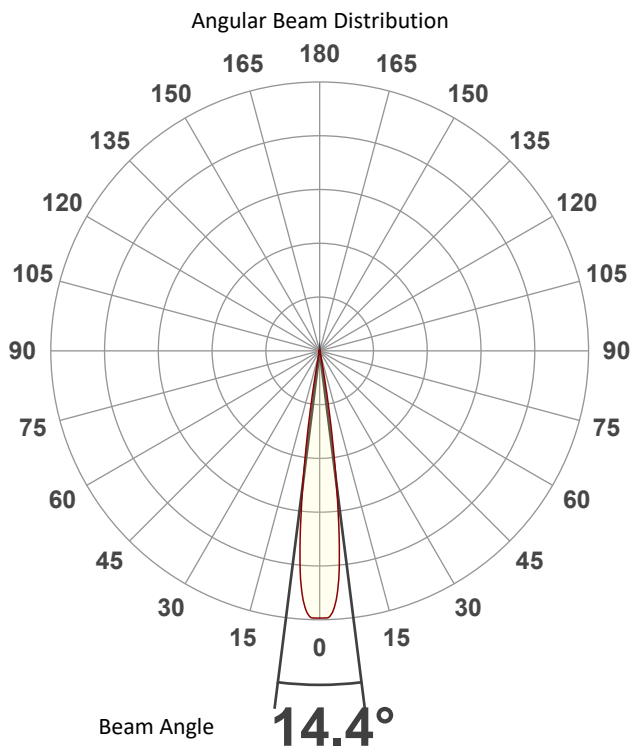


### Conditions

AC Supply: 116 V, 60 Hz  
Power: n/a W  
Current: 0.000 A  
Power Factor: n/a

This data sheet conforms to American National Standard E1.9 – 2007 (R2017). All data was measured and calculated by a Viso Systems LabSpion Goniometer at the Chauvet PD Optics Laboratory in Sunrise, FL on 4/19/2023 to LM-63-2002 Standards.

## Overall Measurement



Tested Color (CIE 1931):

X: 0.236

Y: 0.172



Light Quality

CRI: 0.0

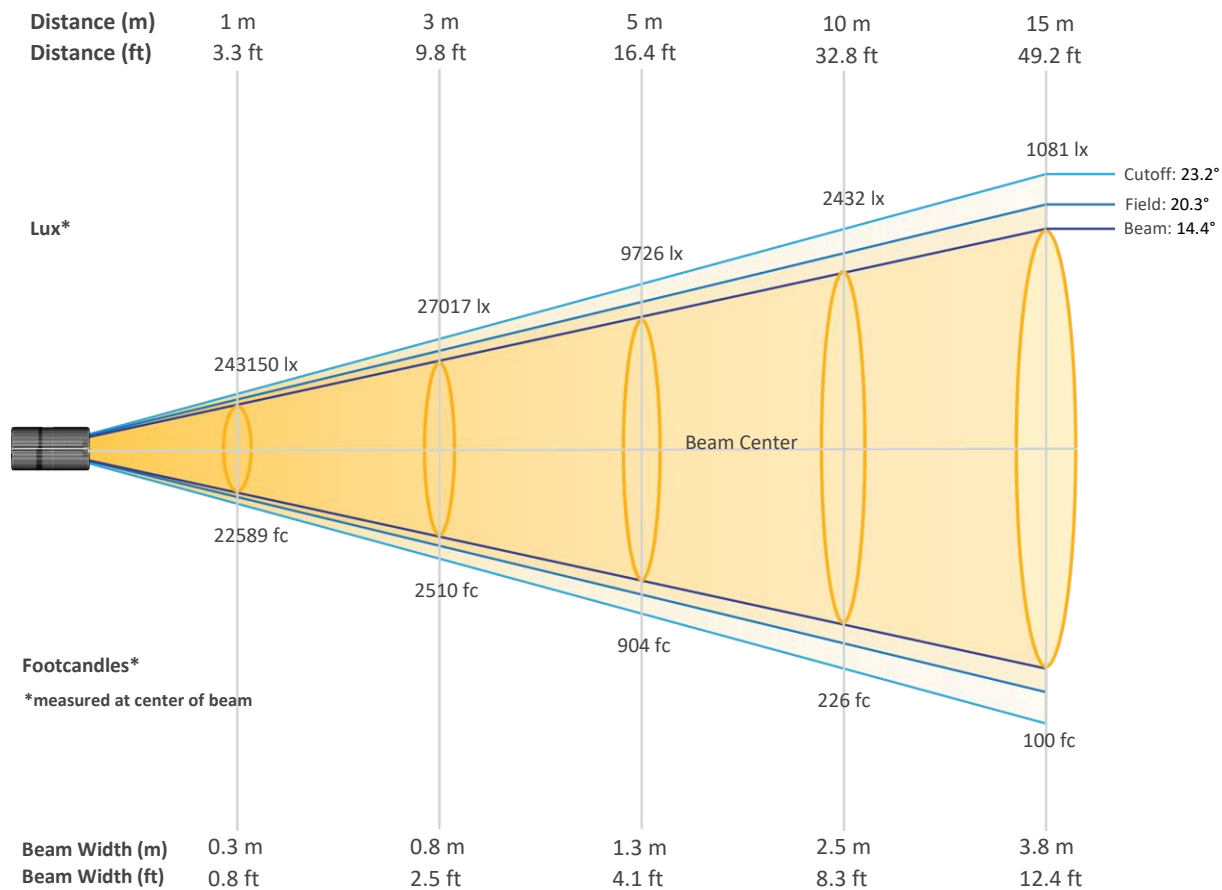
Color Temperature

0 K

# Photometric & Chromaticity Report

Maverick Storm 3 Beam Wash: 50% Zoom with Both Zoom Zone - Full Power - Auto

## Beam Details

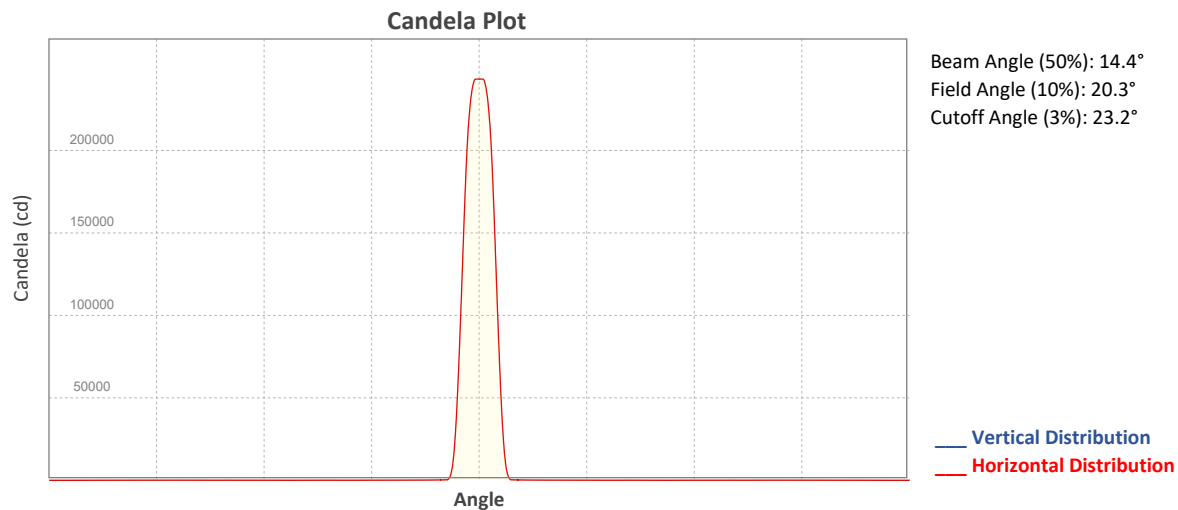


### Beam Intensities from 1-20m (3.3-65.6ft)

Distance	1m	2m	3m	4m	5m	6m	7m	8m	9m	10m
Lux	243150	60788	27017	15197	9726	6754	4962	3799	3002	2432
Distance	11m	12m	13m	14m	15m	16m	17m	18m	19m	20m
Lux	2010	1689	1439	1241	1081	950	841	750	674	608
Distance	3.3ft	6.6ft	9.8ft	13.1ft	16.4ft	19.7ft	23ft	26.2ft	29.5ft	32.8ft
FC	22589	5647	2510	1412	904	627	461	353	279	226
Distance	36.1ft	39.4ft	42.7ft	45.9ft	49.2ft	52.5ft	55.8ft	59.1ft	62.3ft	65.6ft
FC	187	157	134	115	100	88	78	70	63	56

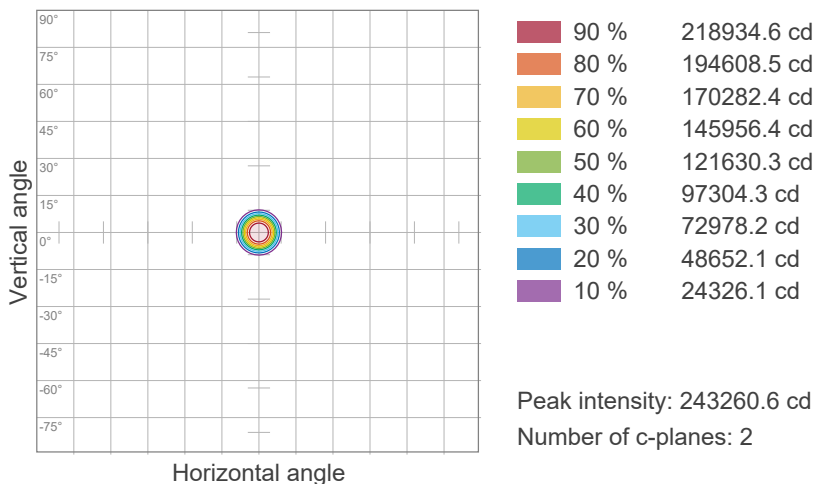
# Photometric & Chromaticity Report

Maverick Storm 3 Beam Wash: 50% Zoom with Both Zoom Zone - Full Power - Auto

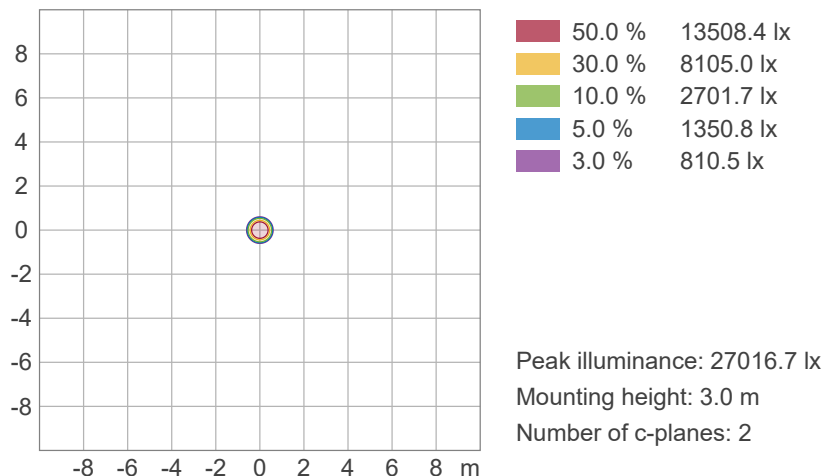


## ISO Diagrams

### ISO Candela Diagram



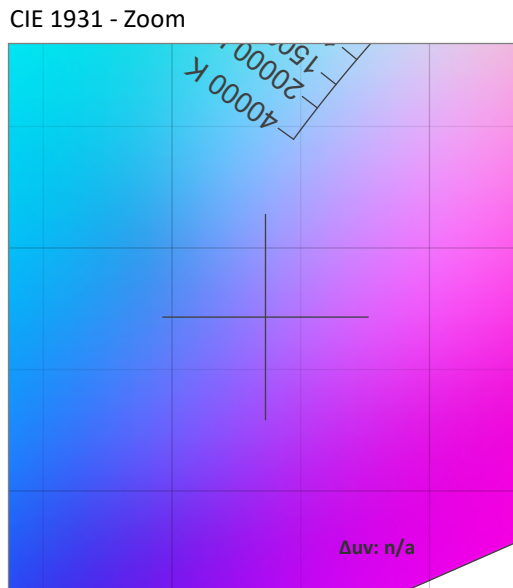
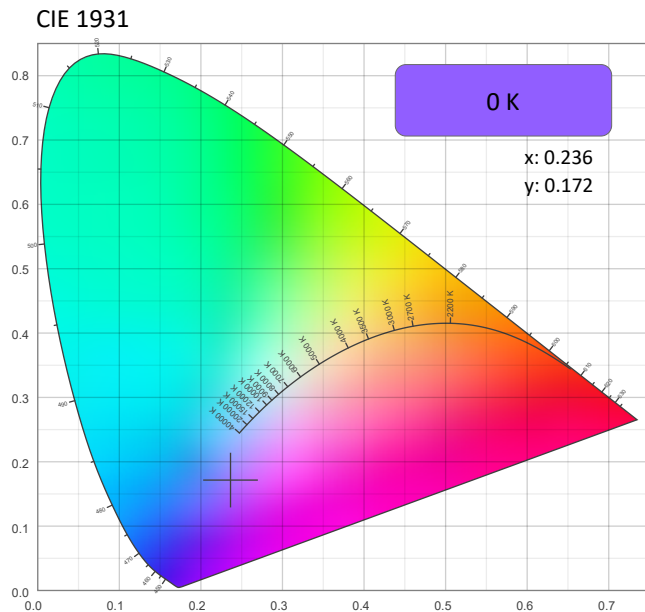
### ISO Lux Diagram



# Photometric & Chromaticity Report

Maverick Storm 3 Beam Wash: 50% Zoom with Both Zoom Zone - Full Power - Auto

## Chromaticity



### CRI: 0.0 (R1-R8)

0	0	0	0	0	0	0	0	0	0	0	0	0	0	0
R1	R2	R3	R4	R5	R6	R7	R8	R9	R10	R11	R12	R13	R14	R15

### CQS: 0.0

0	0	0	0	0	0	0	0	0	0	0	0	0	0	0
Q1	Q2	Q3	Q4	Q5	Q6	Q7	Q8	Q9	Q10	Q11	Q12	Q13	Q14	Q15

### Color Parameters

Color Temperature	Color Coordinate CIE 1931	Color Coordinate CIE 1931
CCT	x	y
0 K	0.236	0.172

Color Deviation from Black Body Curve	Color Coordinate CIE 1964	Color Coordinate CIE 1964
Δuv	y	u
n/a	0.172	0.206

Color Rendering Index	Red Component	Color Quality Scale
CRI	CRI - R9	CQS
0.0	0.0	0.0

Television Lighting Consistency Index	Color Fidelity	Color Gamut
TLCI	TM30 - Rf	TM30 Rg
n/a	0.0	0.0

# Photometric & Chromaticity Report

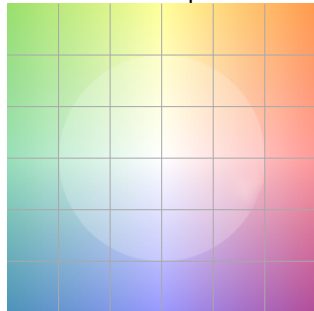
Maverick Storm 3 Beam Wash: 50% Zoom with Both Zoom Zone - Full Power - Auto

## TM-30 Details


**Rf 0.0**  
Fidelity Index (Rg)

**Rg 0.0**  
Gammut Index (Rg)

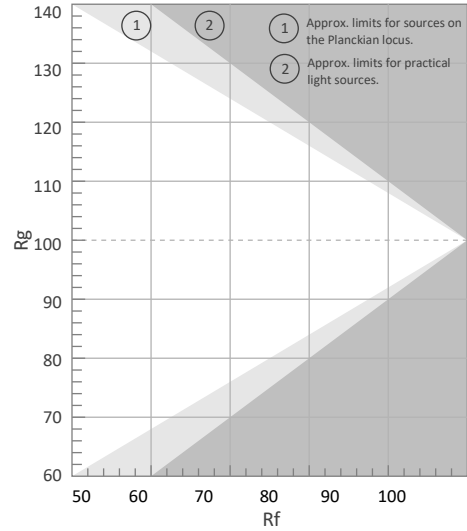
Color Vector Graphic



Color Distortion Graphic




Hue Bin	R <sub>f</sub>	Graphic shifts (%)	
		Chroma	Hue
1	0	0%	0%
2	0	0%	0%
3	0	0%	0%
4	0	0%	0%
5	0	0%	0%
6	0	0%	0%
7	0	0%	0%
8	0	0%	0%
9	0	0%	0%
10	0	0%	0%
11	0	0%	0%
12	0	0%	0%
13	0	0%	0%
14	0	0%	0%
15	0	0%	0%
16	0	0%	0%



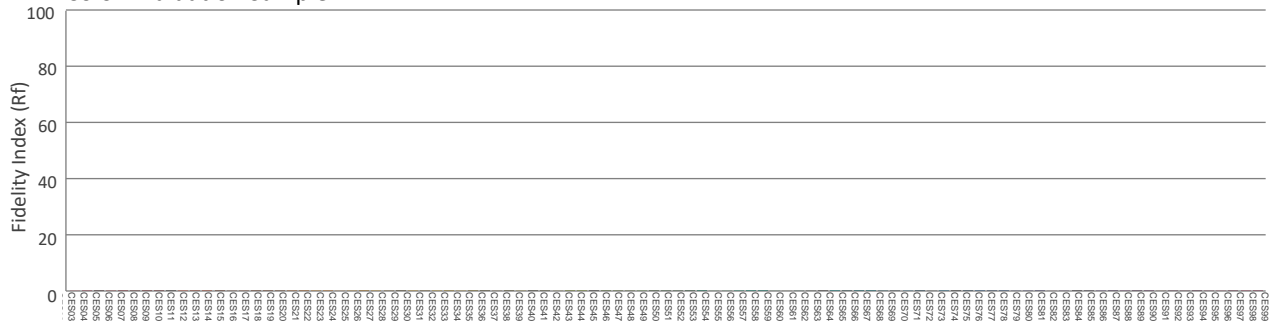
R<sub>f</sub> by Hue



Local Chroma Shift by Hue



Color Evaluation Sample



# Photometric & Chromaticity Report

Maverick Storm 3 Beam Wash: 50% Zoom with Both Zoom Zone - Full Power - ECO

## Report Summary

### Measurements

Fixture Output: 14175 lm  
Fixture Peak: 243048 cd  
Fixture Efficacy: n/a lm/W  
Intensity @ 5m: 9717 lux  
Color Temperature: 0 K  
CRI: 0.0      CRI R9 Value: 0.0  
CQS: 0.0  
TLCI: n/a  
TM-30 Rf: 0.0  
TM-30 Rg: 0.0  
Beam Angle (50%): 14.4°  
Field Angle (10%): 20.3°  
Cutoff Angle (3%): 23.3°

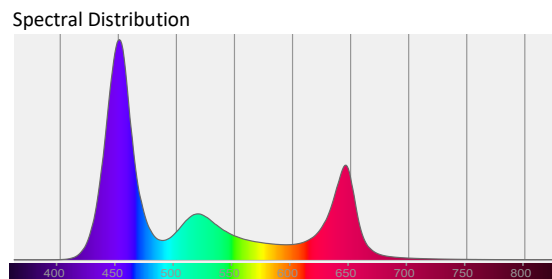
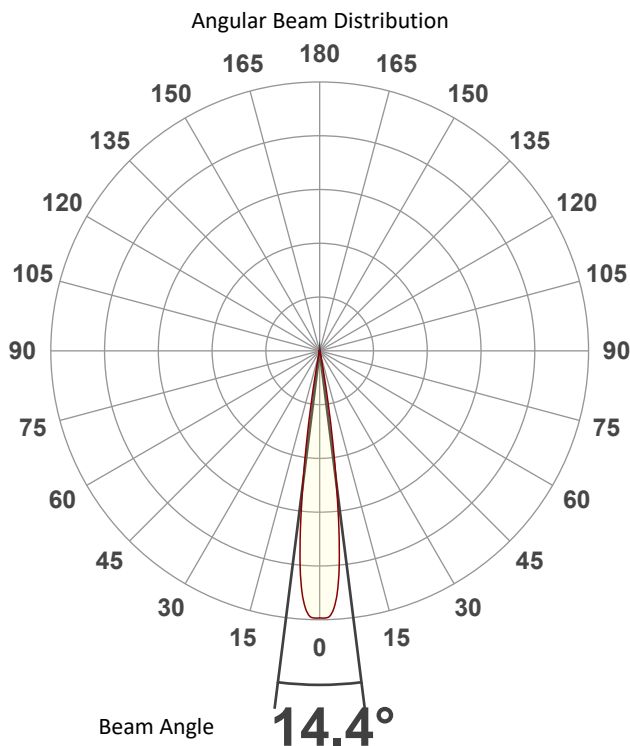


### Conditions

AC Supply: 116 V, 60.1 Hz  
Power: n/a W  
Current: 0.000 A  
Power Factor: n/a

This data sheet conforms to American National Standard E1.9 – 2007 (R2017). All data was measured and calculated by a Viso Systems LabSpion Goniometer at the Chauvet PD Optics Laboratory in Sunrise, FL on 4/19/2023 to LM-63-2002 Standards.

## Overall Measurement



Tested Color (CIE 1931):  
X: 0.236  
Y: 0.172

Light Quality  
CRI: 0.0

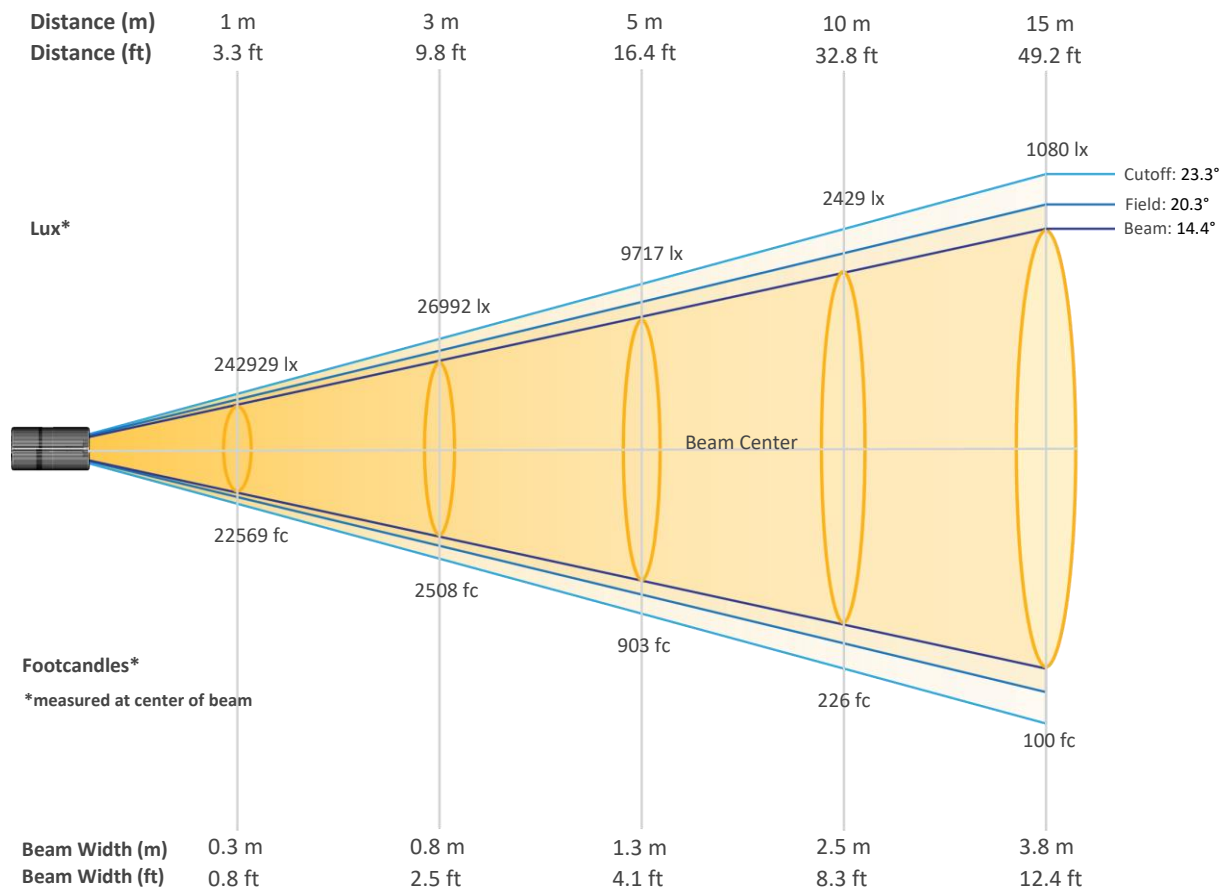
Color Temperature  
0 K



# Photometric & Chromaticity Report

Maverick Storm 3 Beam Wash: 50% Zoom with Both Zoom Zone - Full Power - ECO

## Beam Details

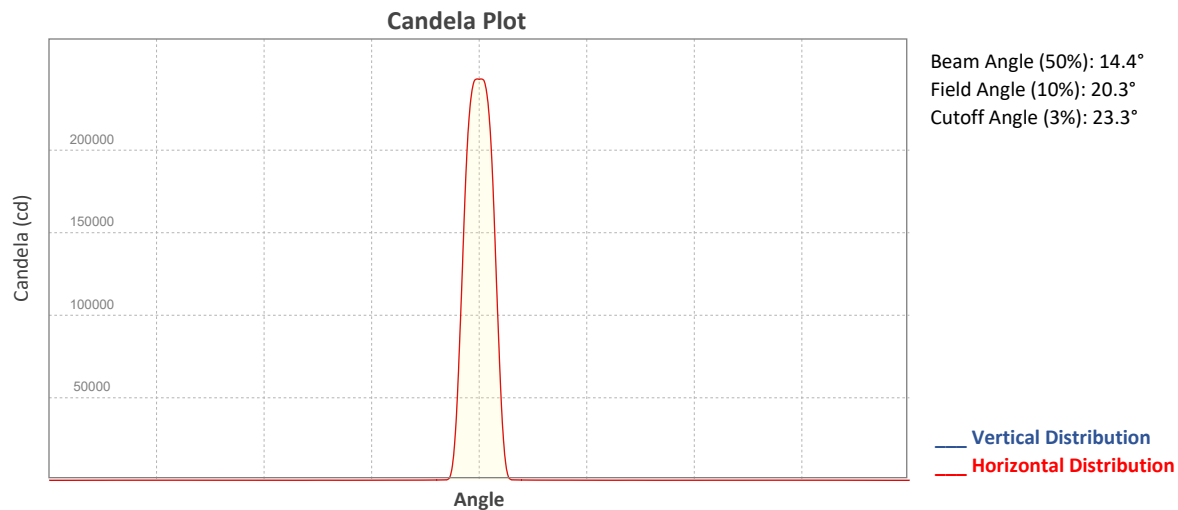


### Beam Intensities from 1-20m (3.3-65.6ft)

Distance	1m	2m	3m	4m	5m	6m	7m	8m	9m	10m
Lux	242929	60732	26992	15183	9717	6748	4958	3796	2999	2429
Distance	11m	12m	13m	14m	15m	16m	17m	18m	19m	20m
Lux	2008	1687	1437	1239	1080	949	841	750	673	607
Distance	3.3ft	6.6ft	9.8ft	13.1ft	16.4ft	19.7ft	23ft	26.2ft	29.5ft	32.8ft
FC	22569	5642	2508	1411	903	627	461	353	279	226
Distance	36.1ft	39.4ft	42.7ft	45.9ft	49.2ft	52.5ft	55.8ft	59.1ft	62.3ft	65.6ft
FC	187	157	134	115	100	88	78	70	63	56

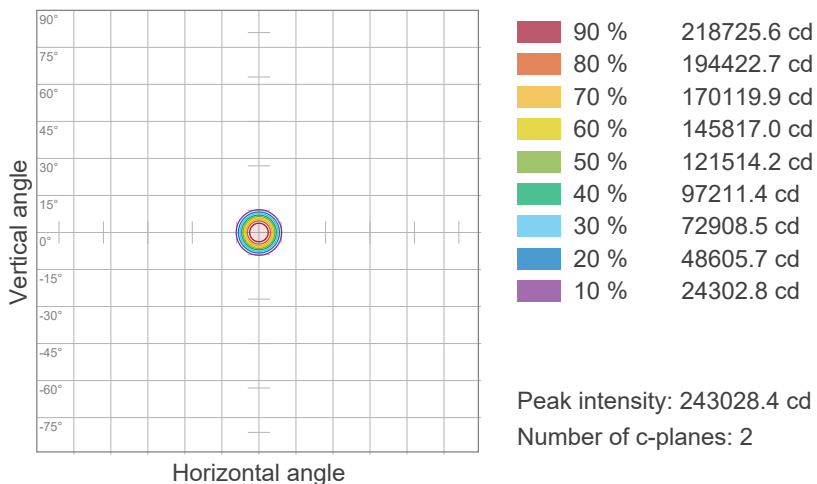
# Photometric & Chromaticity Report

Maverick Storm 3 Beam Wash: 50% Zoom with Both Zoom Zone - Full Power - ECO

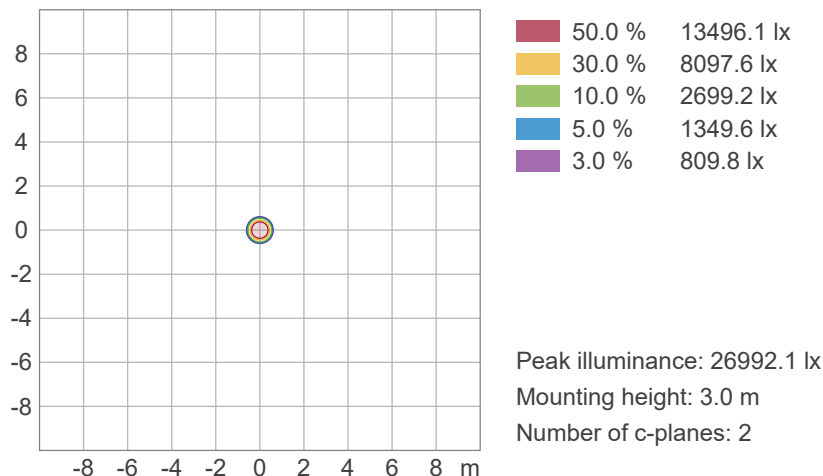


## ISO Diagrams

### ISO Candela Diagram



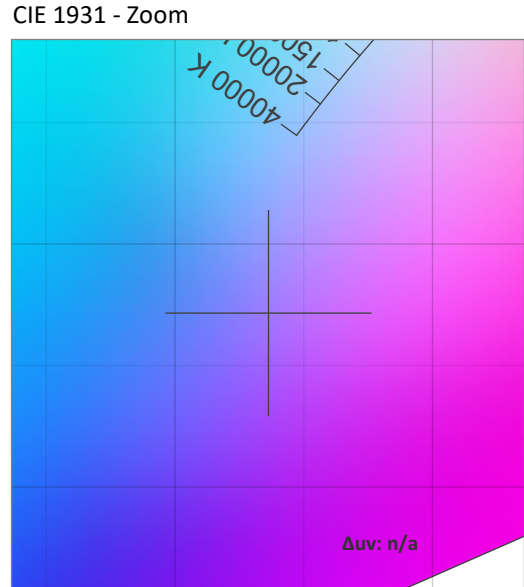
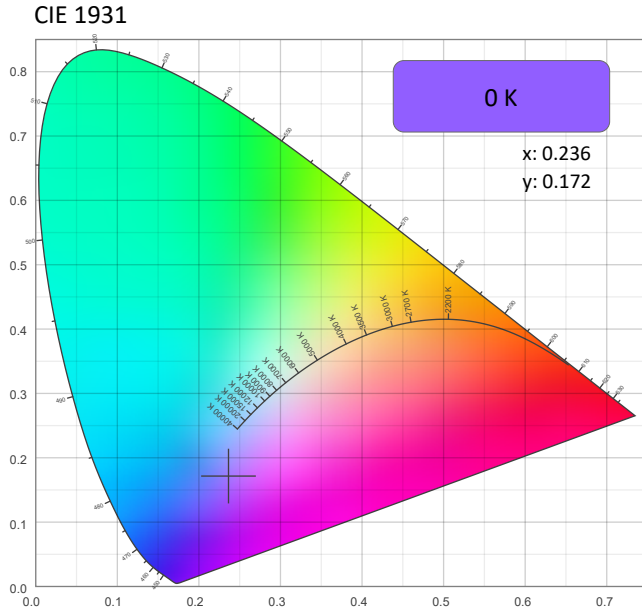
### ISO Lux Diagram



# Photometric & Chromaticity Report

Maverick Storm 3 Beam Wash: 50% Zoom with Both Zoom Zone - Full Power - ECO

## Chromaticity



### CRI: 0.0 (R1-R8)

0	0	0	0	0	0	0	0	0	0	0	0	0	0	0
R1	R2	R3	R4	R5	R6	R7	R8	R9	R10	R11	R12	R13	R14	R15

### CQS: 0.0

0	0	0	0	0	0	0	0	0	0	0	0	0	0	0
Q1	Q2	Q3	Q4	Q5	Q6	Q7	Q8	Q9	Q10	Q11	Q12	Q13	Q14	Q15

### Color Parameters

Color Temperature	Color Coordinate CIE 1931	Color Coordinate CIE 1931
CCT	x	y
0 K	0.236	0.172

Color Deviation from Black Body Curve	Color Coordinate CIE 1964	Color Coordinate CIE 1964
Δuv	y	u
n/a	0.172	0.206

Color Rendering Index	Red Component	Color Quality Scale
CRI	CRI - R9	CQS
0.0	0.0	0.0

Television Lighting Consistency Index	Color Fidelity	Color Gamut
TLCI	TM30 - Rf	TM30 Rg
n/a	0.0	0.0



# Photometric & Chromaticity Report


Maverick Storm 3 Beam Wash: 50% Zoom with Both Zoom Zone - Full Power - ECO

## TM-30 Details


**Rf 0.0**  
Fidelity Index (Rg)

**Rg 0.0**  
Gammut Index (Rg)

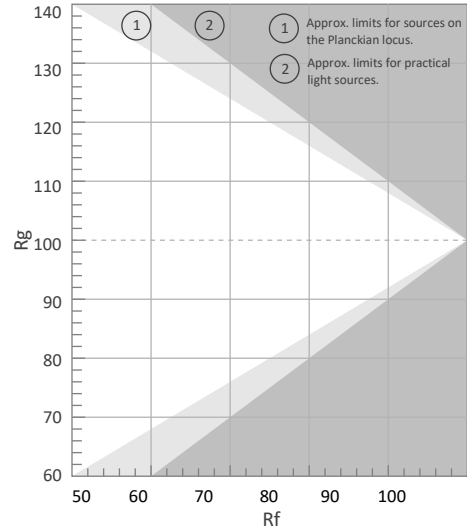
Color Vector Graphic




Color Distortion Graphic




Hue Bin	Rf	Graphic shifts (%)	
		Chroma	Hue
1	0	0%	0%
2	0	0%	0%
3	0	0%	0%
4	0	0%	0%
5	0	0%	0%
6	0	0%	0%
7	0	0%	0%
8	0	0%	0%
9	0	0%	0%
10	0	0%	0%
11	0	0%	0%
12	0	0%	0%
13	0	0%	0%
14	0	0%	0%
15	0	0%	0%
16	0	0%	0%



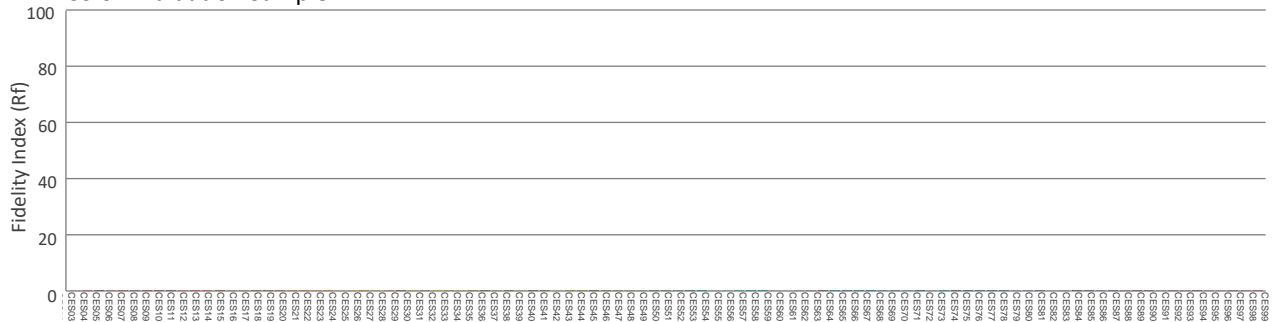
Rf by Hue



Local Chroma Shift by Hue



Color Evaluation Sample



# Photometric & Chromaticity Report

Maverick Storm 3 Beam Wash: 50% Zoom with Both Zoom Zone - Full Power - ECO - Calibration On

## Report Summary

### Measurements

Fixture Output: 12605 lm  
Fixture Peak: 214188 cd  
Fixture Efficacy: n/a lm/W  
Intensity @ 5m: 8568 lux  
Color Temperature: 13533 K  
CRI: 69.7    CRI R9 Value: -86.3  
CQS: 85.2  
TLCI: 67  
TM-30 Rf: 77.3  
TM-30 Rg: 117.2  
Beam Angle (50%): 14.4°  
Field Angle (10%): 20.5°  
Cutoff Angle (3%): 23.3°

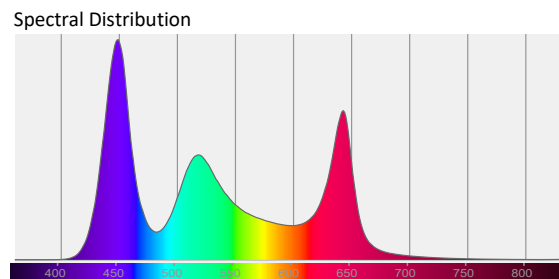
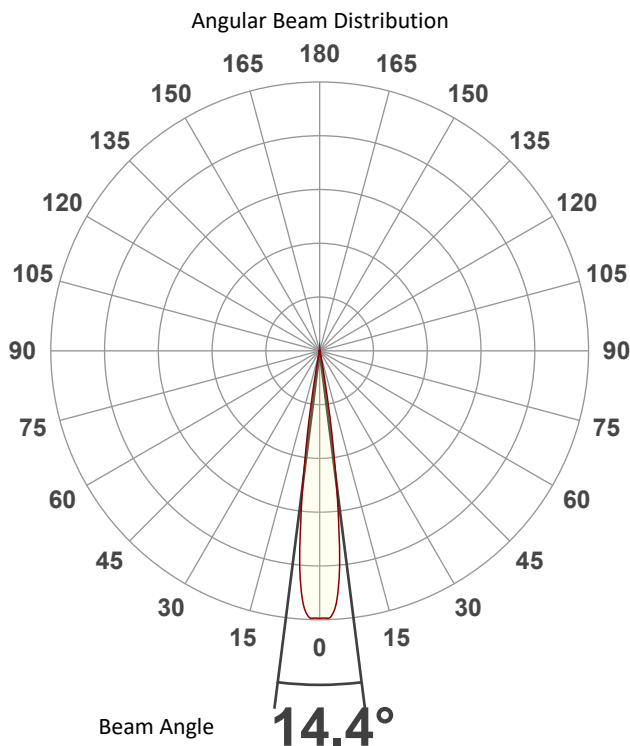


### Conditions

AC Supply: 119 V, 60 Hz  
Power: n/a W  
Current: 0.000 A  
Power Factor: n/a

This data sheet conforms to American National Standard E1.9 – 2007 (R2017). All data was measured and calculated by a Viso Systems LabSpion Goniometer at the Chauvet PD Optics Laboratory in Sunrise, FL on 4/14/2023 to LM-63-2002 Standards.


## Overall Measurement



Tested Color (CIE 1931):

X: 0.274

Y: 0.263



Light Quality

CRI: 69.7

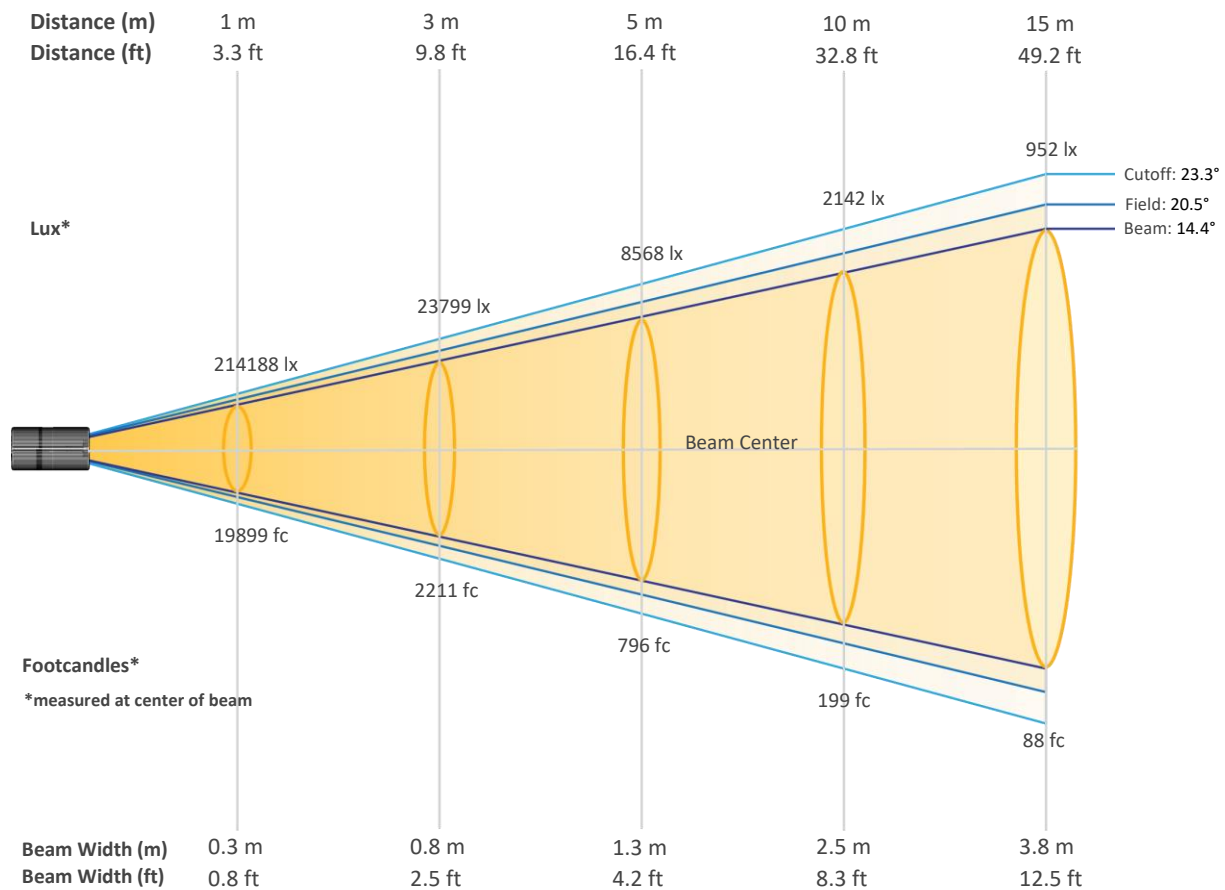
Color Temperature

13533 K

# Photometric & Chromaticity Report

Maverick Storm 3 Beam Wash: 50% Zoom with Both Zoom Zone - Full Power - ECO - Calibration On

## Beam Details

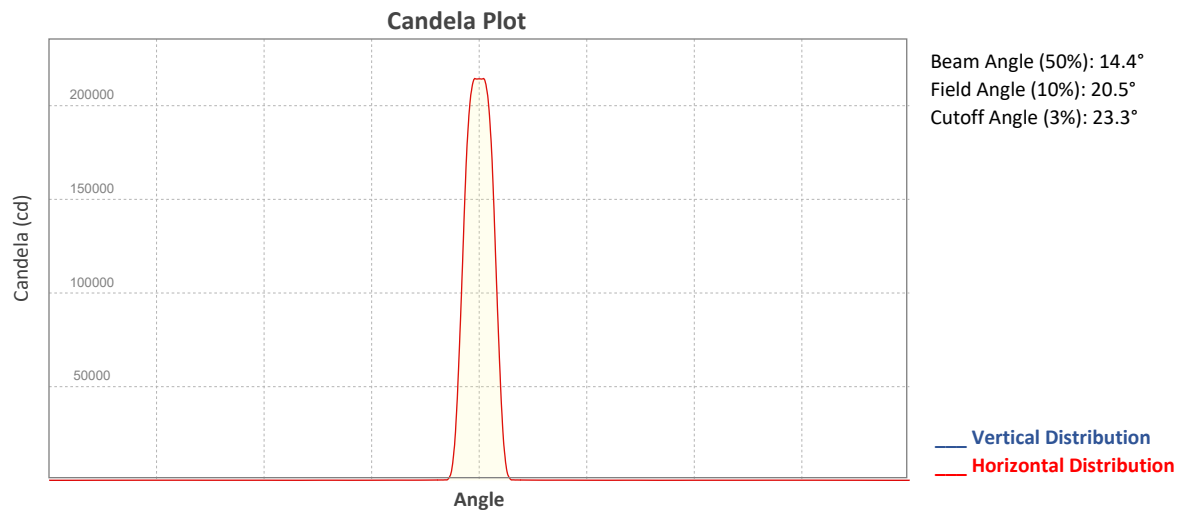


### Beam Intensities from 1-20m (3.3-65.6ft)

Distance	1m	2m	3m	4m	5m	6m	7m	8m	9m	10m
Lux	214188	53547	23799	13387	8568	5950	4371	3347	2644	2142
Distance	11m	12m	13m	14m	15m	16m	17m	18m	19m	20m
Lux	1770	1487	1267	1093	952	837	741	661	593	535
Distance	3.3ft	6.6ft	9.8ft	13.1ft	16.4ft	19.7ft	23ft	26.2ft	29.5ft	32.8ft
FC	19899	4975	2211	1244	796	553	406	311	246	199
Distance	36.1ft	39.4ft	42.7ft	45.9ft	49.2ft	52.5ft	55.8ft	59.1ft	62.3ft	65.6ft
FC	164	138	118	102	88	78	69	61	55	50

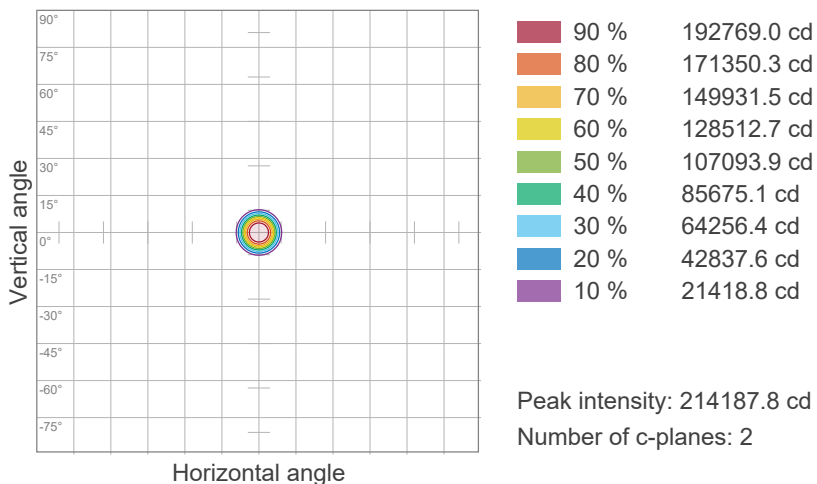
# Photometric & Chromaticity Report

Maverick Storm 3 Beam Wash: 50% Zoom with Both Zoom Zone - Full Power - ECO - Calibration On

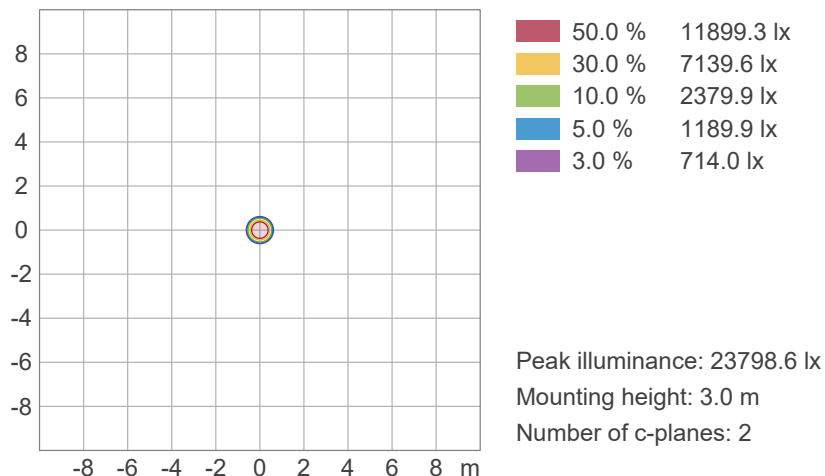


## ISO Diagrams

### ISO Candela Diagram



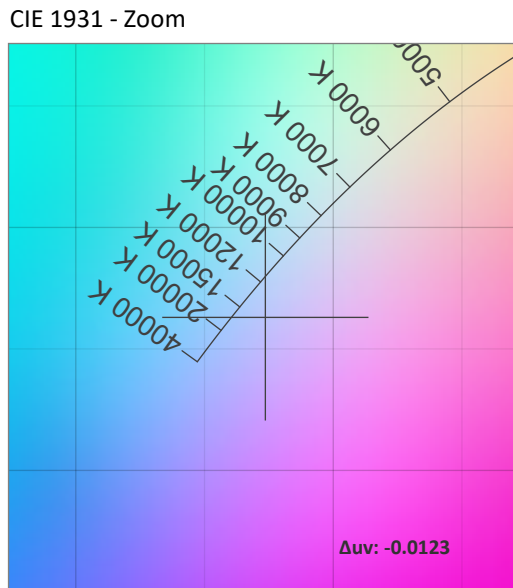
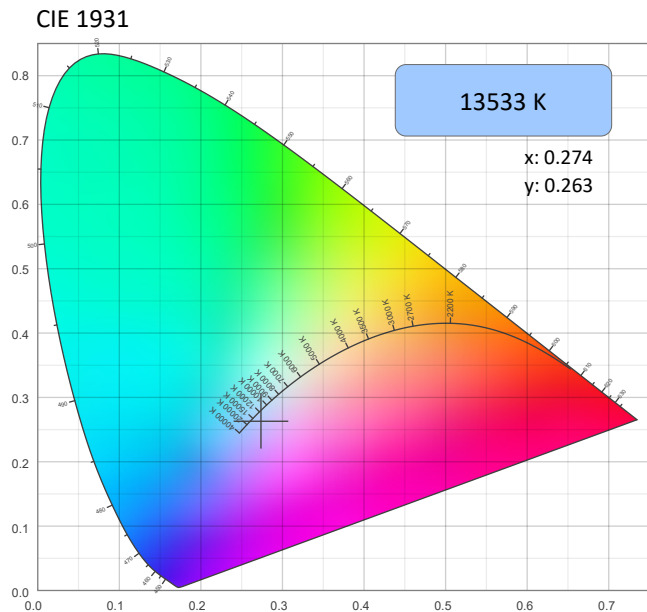
### ISO Lux Diagram



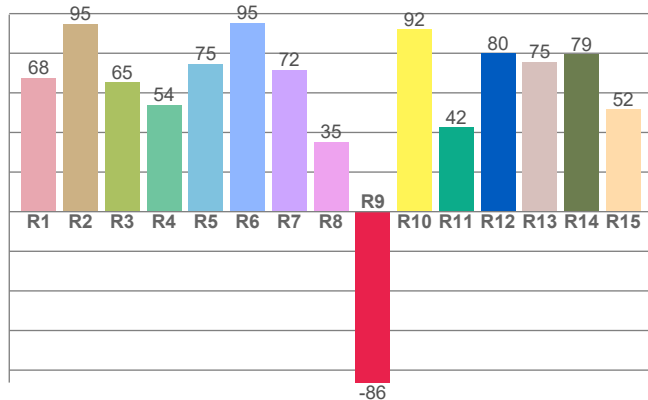
# Photometric & Chromaticity Report

Maverick Storm 3 Beam Wash: 50% Zoom with Both Zoom Zone - Full Power - ECO - Calibration On

## Chromaticity



CRI: 69.7 (R1-R8)

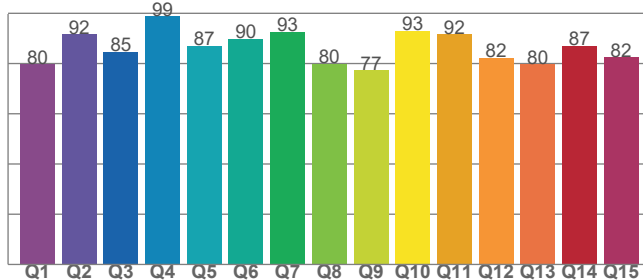


Color Parameters

Color Temperature	Color Coordinate CIE 1931	Color Coordinate CIE 1931
CCT	x	y
13533 K	0.274	0.263

Color Deviation from Black Body Curve	Color Coordinate CIE 1964	Color Coordinate CIE 1964
$\Delta uv$	y	u
-0.0123	0.263	0.195

CQS: 85.2



Color Rendering Index	Red Component	Color Quality Scale
CRI	CRI - R9	CQS
69.7	-86.3	85.2

Television Lighting Consistency Index	Color Fidelity	Color Gamut
TLCI	TM30 - Rf	TM30 Rg
67	77.3	117.2



# Photometric & Chromaticity Report

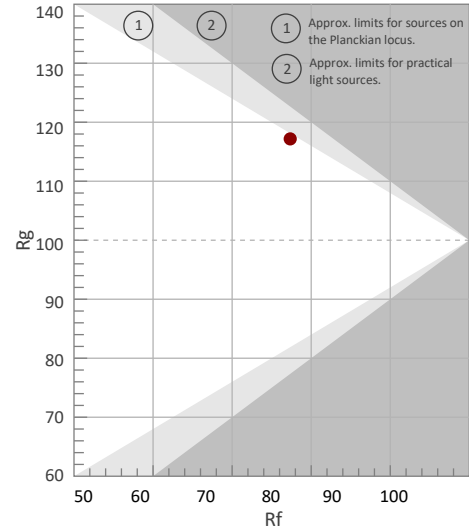
Maverick Storm 3 Beam Wash: 50% Zoom with Both Zoom Zone - Full Power - ECO - Calibration On

## TM-30 Details

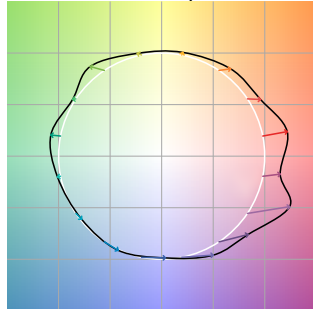
**Rf 77.3**  
Fidelity Index (Rg)

**Rg 117.2**  
Gammut Index (Rg)

Hue Bin	R <sub>f</sub>	Graphic shifts (%)	
		Chroma	Hue
1	59	24%	0%
2	76	10%	-8%
3	81	8%	-9%
4	89	3%	0%
5	87	2%	4%
6	79	11%	9%
7	75	2%	2%
8	85	9%	1%
9	93	3%	0%
10	90	-1%	8%
11	69	-1%	16%
12	73	-4%	23%
13	60	4%	30%
14	58	10%	27%
15	56	30%	28%
16	68	16%	5%



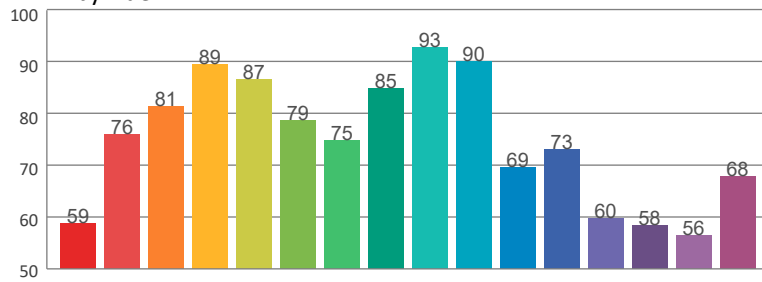
Color Vector Graphic



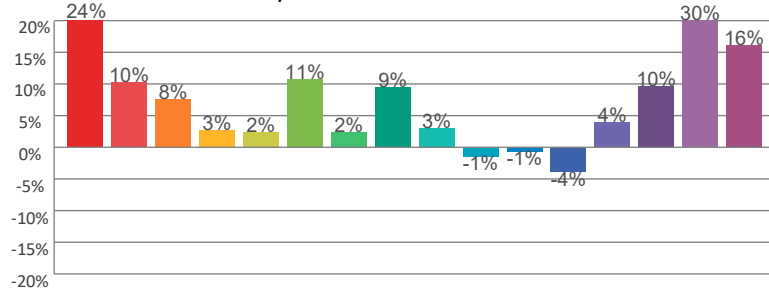
Color Distortion Graphic



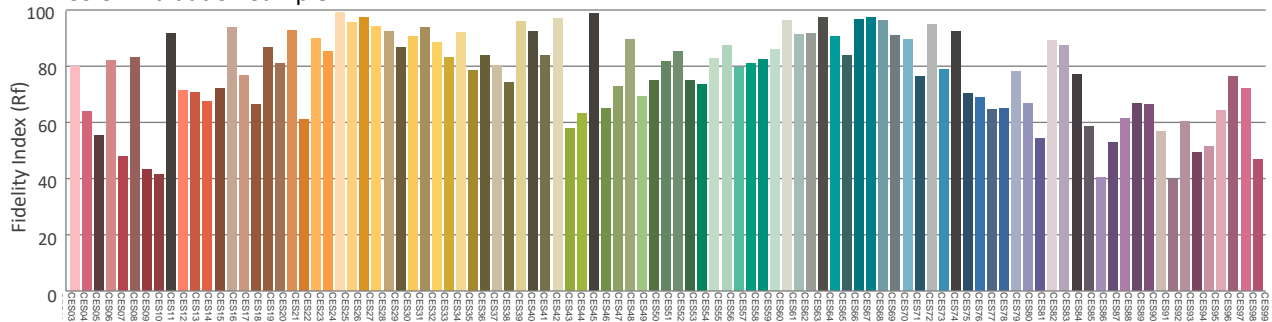
Rf by Hue



Local Chroma Shift by Hue



Color Evaluation Sample



# Photometric & Chromaticity Report

Maverick Storm 3 Beam Wash: 50% Zoom with Both Zoom Zone - Red Only

## Report Summary

### Measurements

Fixture Output: 2902 lm  
Fixture Peak: 48381 cd  
Fixture Efficacy: n/a lm/W  
Intensity @ 5m: 1935 lux  
Color Temperature: 0 K  
CRI: 0.0      CRI R9 Value: 0.0  
CQS: 0.0  
TLCI: n/a  
TM-30 Rf: 0.0  
TM-30 Rg: 0.0  
Beam Angle (50%): 14.5°  
Field Angle (10%): 20.6°  
Cutoff Angle (3%): 23.5°

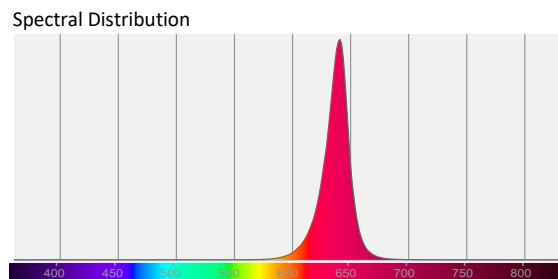
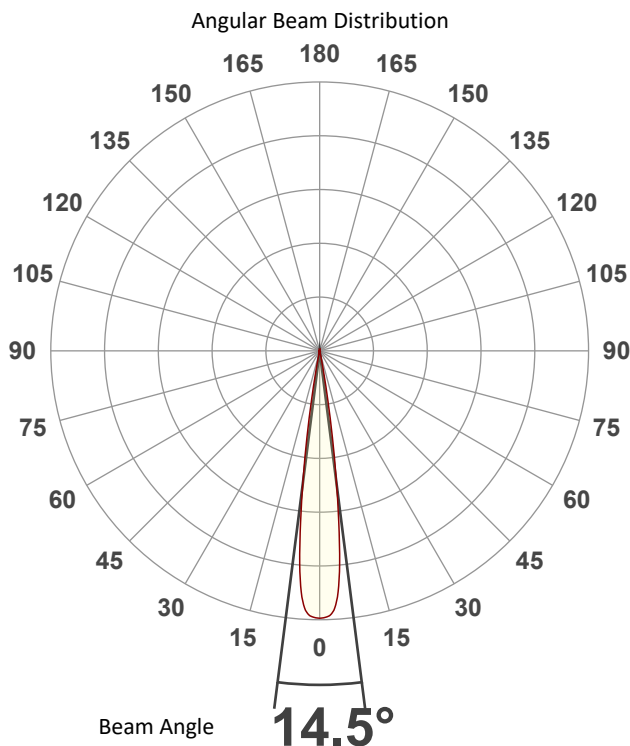


### Conditions

AC Supply: 118 V, 60 Hz  
Power: n/a W  
Current: 0.000 A  
Power Factor: n/a

This data sheet conforms to American National Standard E1.9 – 2007 (R2017). All data was measured and calculated by a Viso Systems LabSpion Goniometer at the Chauvet PD Optics Laboratory in Sunrise, FL on 4/19/2023 to LM-63-2002 Standards.

## Overall Measurement



Tested Color (CIE 1931):

X: 0.702

Y: 0.297



Light Quality

CRI: 0.0

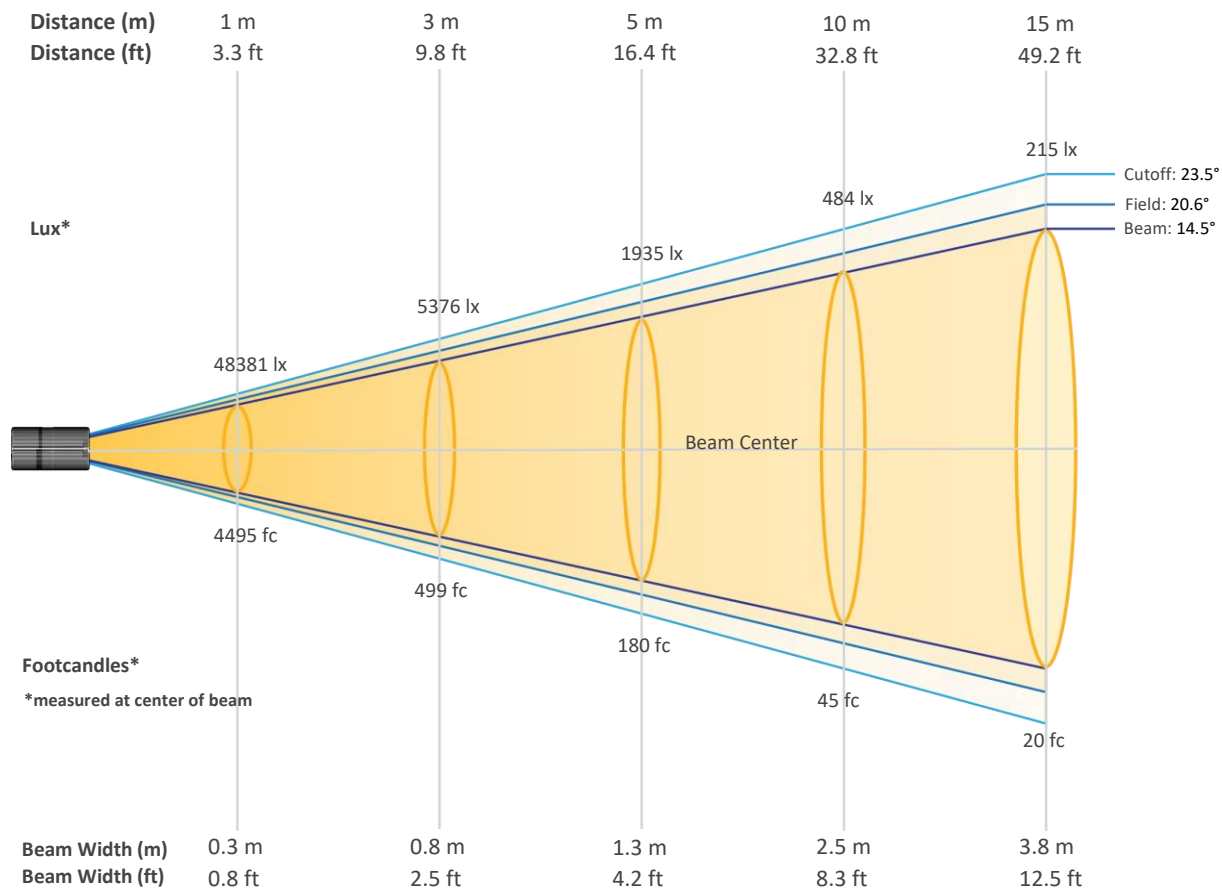
Color Temperature

0 K

# Photometric & Chromaticity Report

Maverick Storm 3 Beam Wash: 50% Zoom with Both Zoom Zone - Red Only

## Beam Details

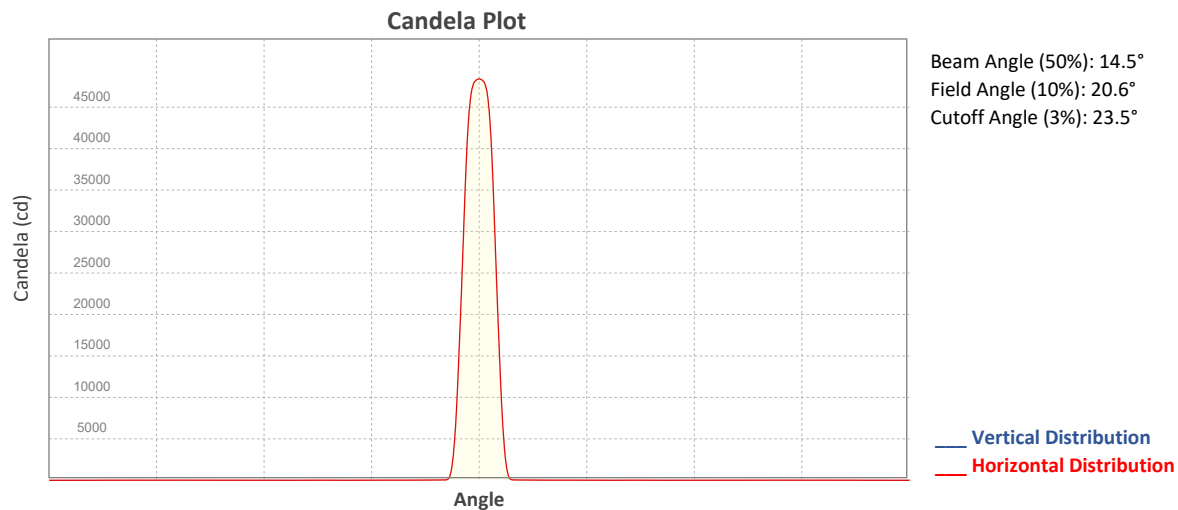


### Beam Intensities from 1-20m (3.3-65.6ft)

Distance	1m	2m	3m	4m	5m	6m	7m	8m	9m	10m
Lux	48381	12095	5376	3024	1935	1344	987	756	597	484
Distance	11m	12m	13m	14m	15m	16m	17m	18m	19m	20m
Lux	400	336	286	247	215	189	167	149	134	121
Distance	3.3ft	6.6ft	9.8ft	13.1ft	16.4ft	19.7ft	23ft	26.2ft	29.5ft	32.8ft
FC	4495	1124	499	281	180	125	92	70	55	45
Distance	36.1ft	39.4ft	42.7ft	45.9ft	49.2ft	52.5ft	55.8ft	59.1ft	62.3ft	65.6ft
FC	37	31	27	23	20	18	16	14	12	11

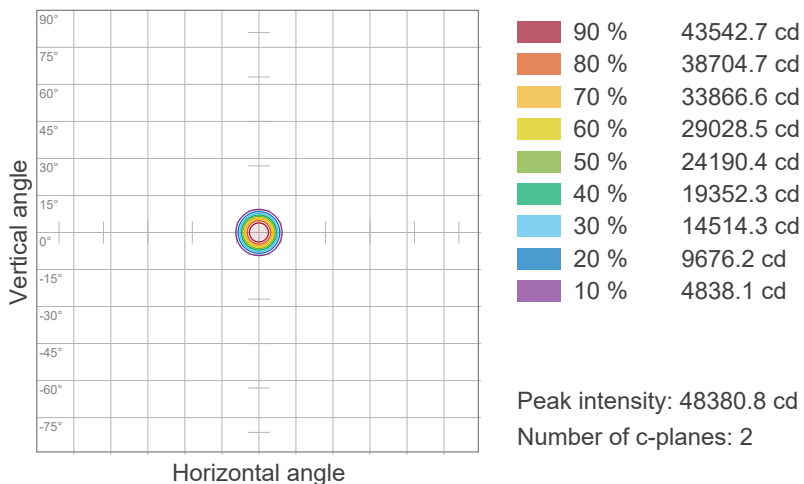
# Photometric & Chromaticity Report

Maverick Storm 3 Beam Wash: 50% Zoom with Both Zoom Zone - Red Only

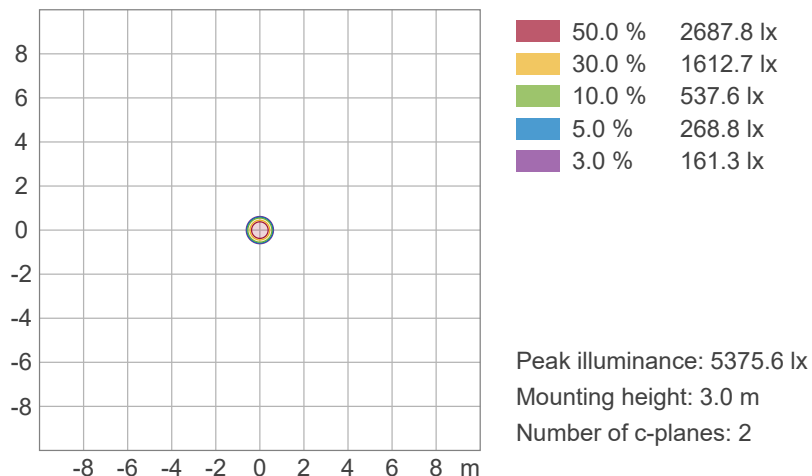


## ISO Diagrams

### ISO Candela Diagram



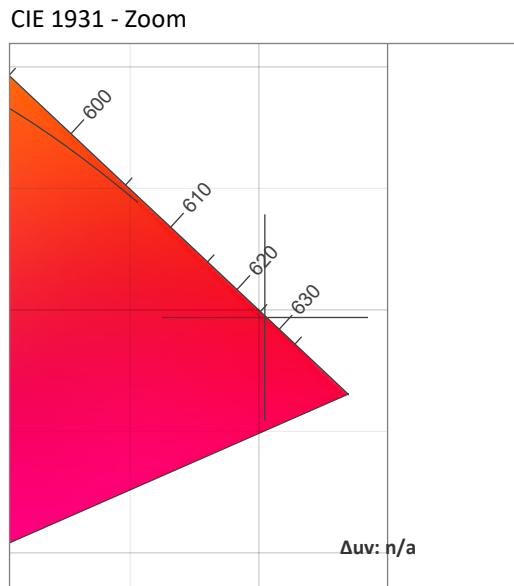
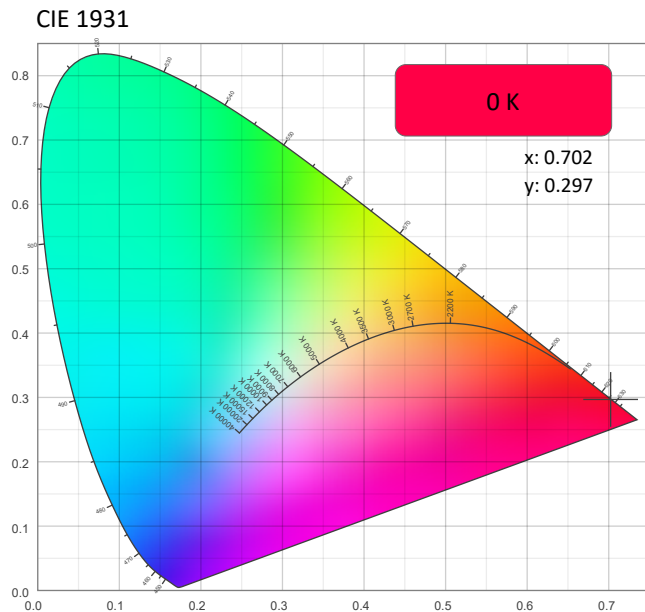
### ISO Lux Diagram



# Photometric & Chromaticity Report

Maverick Storm 3 Beam Wash: 50% Zoom with Both Zoom Zone - Red Only

## Chromaticity



CRI: 0.0 (R1-R8)

0	0	0	0	0	0	0	0	0	0	0	0	0	0	0
R1	R2	R3	R4	R5	R6	R7	R8	R9	R10	R11	R12	R13	R14	R15

CQS: 0.0

0	0	0	0	0	0	0	0	0	0	0	0	0	0	0
Q1	Q2	Q3	Q4	Q5	Q6	Q7	Q8	Q9	Q10	Q11	Q12	Q13	Q14	Q15

Color Parameters

Color Temperature	Color Coordinate CIE 1931	Color Coordinate CIE 1931
CCT	x	y
0 K	0.702	0.297

Color Deviation from Black Body Curve	Color Coordinate CIE 1964	Color Coordinate CIE 1964
Δuv	y	u
n/a	0.297	0.545

Color Rendering Index	Red Component	Color Quality Scale
CRI	CRI - R9	CQS
0.0	0.0	0.0

Television Lighting Consistency Index	Color Fidelity	Color Gamut
TLCI	TM30 - Rf	TM30 Rg
n/a	0.0	0.0

# Photometric & Chromaticity Report


Maverick Storm 3 Beam Wash: 50% Zoom with Both Zoom Zone - Red Only

## TM-30 Details


**Rf 0.0**  
Fidelity Index  
(Rg)

**Rg 0.0**  
Gammut Index (Rg)

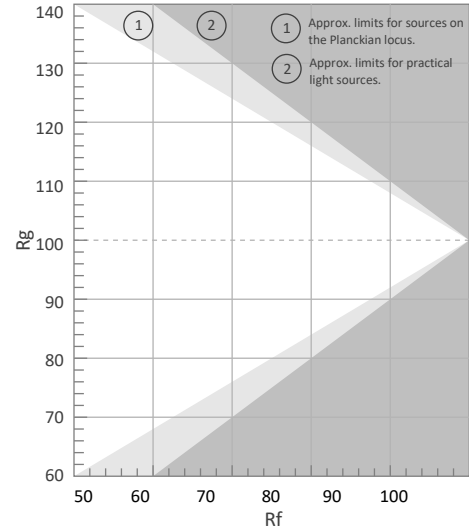
Color Vector Graphic




Color Distortion Graphic




Hue Bin	Rf	Graphic shifts (%)	
		Chroma	Hue
1	0	0%	0%
2	0	0%	0%
3	0	0%	0%
4	0	0%	0%
5	0	0%	0%
6	0	0%	0%
7	0	0%	0%
8	0	0%	0%
9	0	0%	0%
10	0	0%	0%
11	0	0%	0%
12	0	0%	0%
13	0	0%	0%
14	0	0%	0%
15	0	0%	0%
16	0	0%	0%



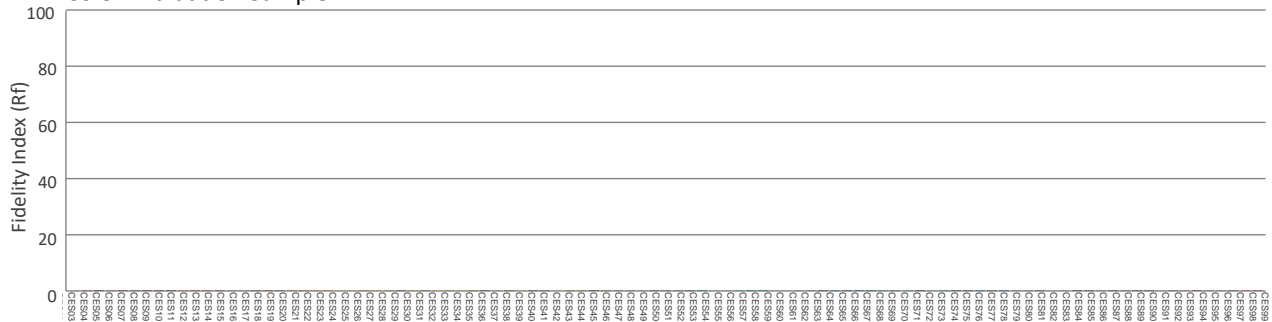
Rf by Hue



Local Chroma Shift by Hue



Color Evaluation Sample



# Photometric & Chromaticity Report

Maverick Storm 3 Beam Wash: 50% Zoom with Both Zoom Zone - Red Only - Calibration On

## Report Summary

### Measurements

Fixture Output: 3013 lm  
Fixture Peak: 49379 cd  
Fixture Efficacy: n/a lm/W  
Intensity @ 5m: 1975 lux  
Color Temperature: 0 K  
CRI: 0.0      CRI R9 Value: 0.0  
CQS: 0.0  
TLCI: n/a  
TM-30 Rf: 0.0  
TM-30 Rg: 0.0  
Beam Angle (50%): 14.5°  
Field Angle (10%): 21°  
Cutoff Angle (3%): 24°

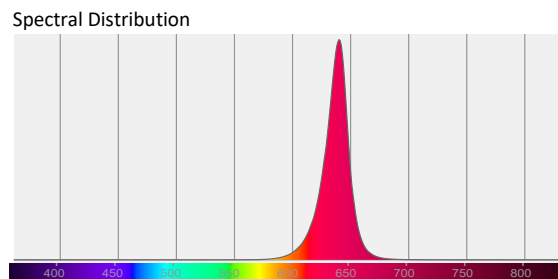
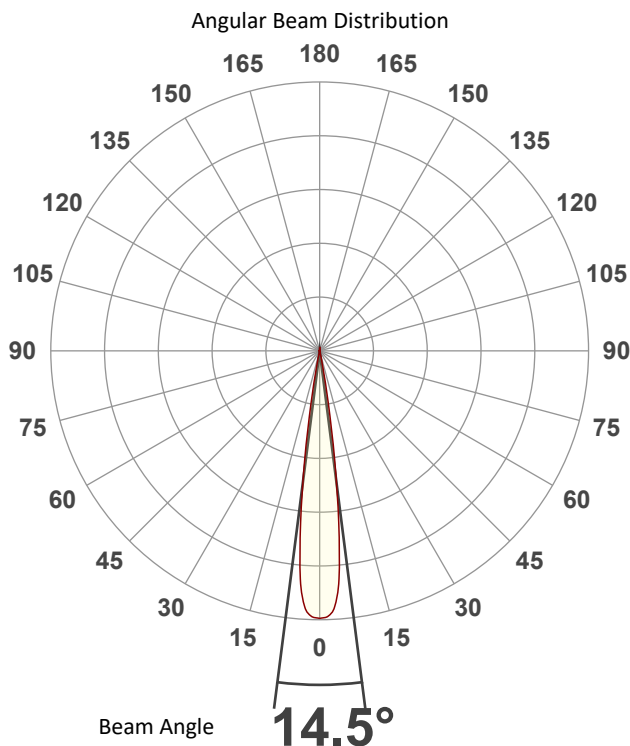


### Conditions

AC Supply: 119 V, 60 Hz  
Power: n/a W  
Current: 0.000 A  
Power Factor: n/a

This data sheet conforms to American National Standard E1.9 – 2007 (R2017). All data was measured and calculated by a Viso Systems LabSpion Goniometer at the Chauvet PD Optics Laboratory in Sunrise, FL on 4/19/2023 to LM-63-2002 Standards.

## Overall Measurement



Tested Color (CIE 1931):

X: 0.702

Y: 0.297



Light Quality

CRI: 0.0

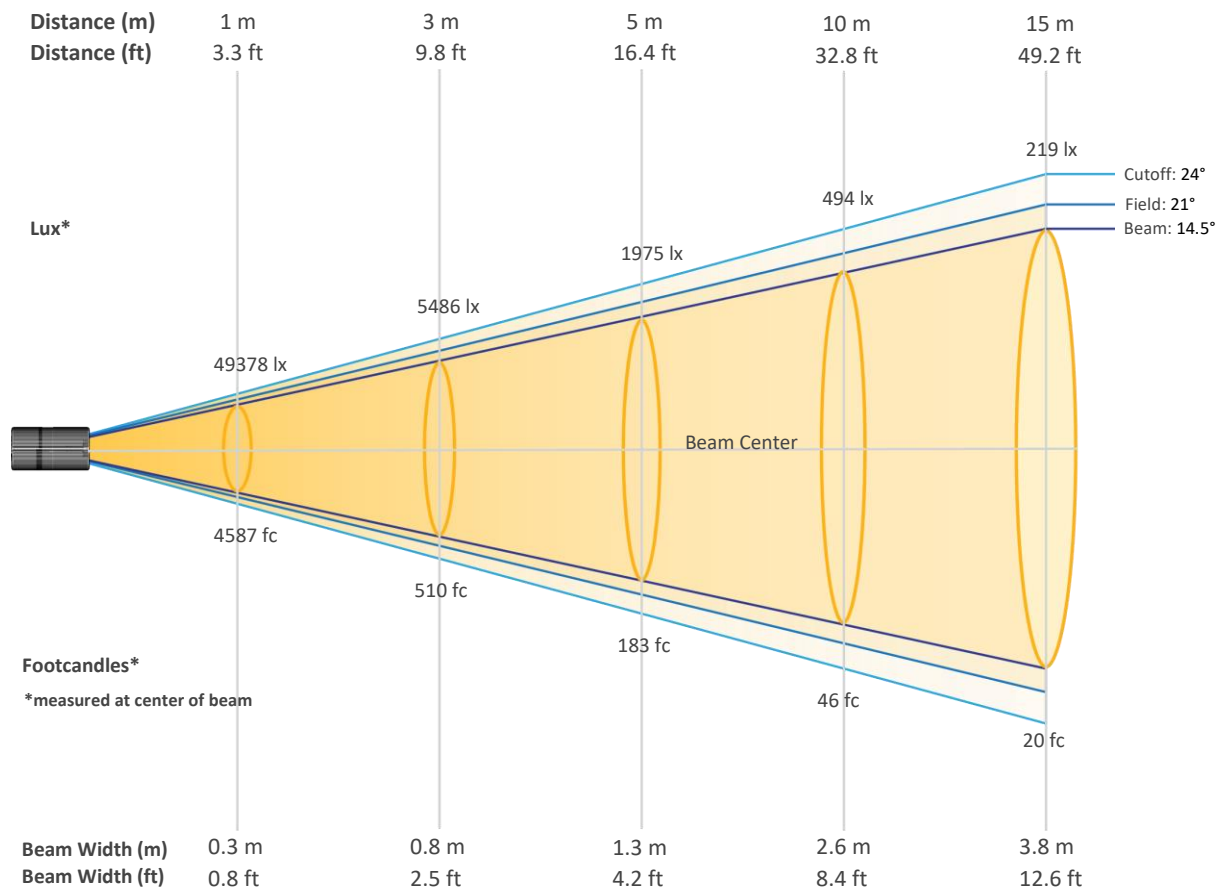
Color Temperature

0 K

# Photometric & Chromaticity Report

Maverick Storm 3 Beam Wash: 50% Zoom with Both Zoom Zone - Red Only - Calibration On

## Beam Details



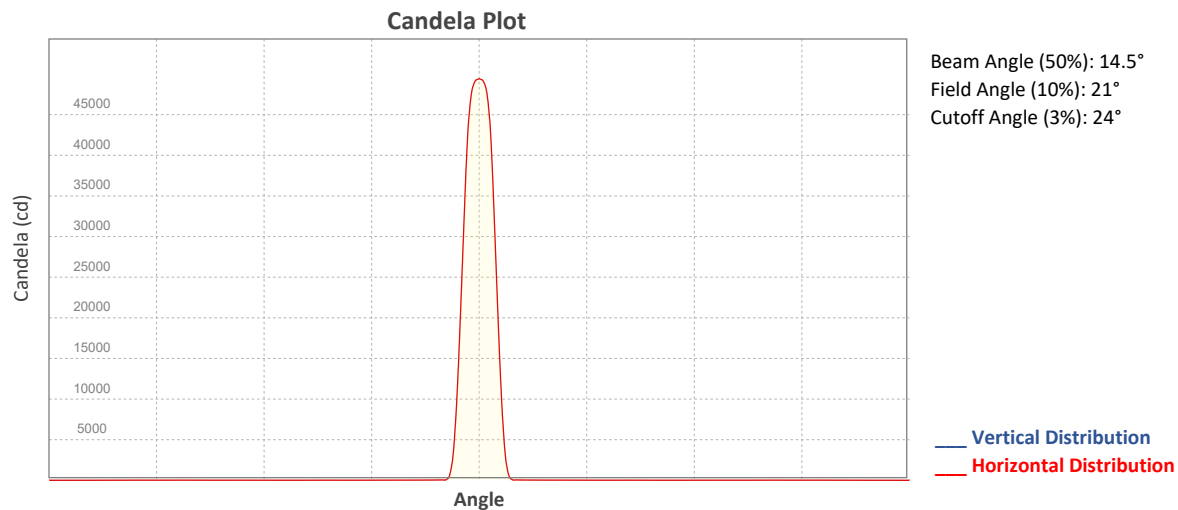
### Beam Intensities from 1-20m (3.3-65.6ft)

Distance	1m	2m	3m	4m	5m	6m	7m	8m	9m	10m
Lux	49378	12345	5486	3086	1975	1372	1008	772	610	494
Distance	11m	12m	13m	14m	15m	16m	17m	18m	19m	20m
Lux	408	343	292	252	219	193	171	152	137	123
Distance	3.3ft	6.6ft	9.8ft	13.1ft	16.4ft	19.7ft	23ft	26.2ft	29.5ft	32.8ft
FC	4587	1147	510	287	183	127	94	72	57	46
Distance	36.1ft	39.4ft	42.7ft	45.9ft	49.2ft	52.5ft	55.8ft	59.1ft	62.3ft	65.6ft
FC	38	32	27	23	20	18	16	14	13	11



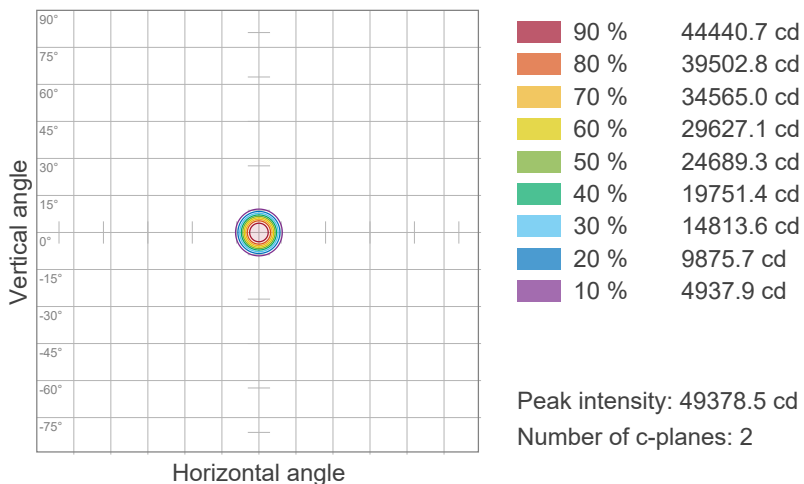
# Photometric & Chromaticity Report

Maverick Storm 3 Beam Wash: 50% Zoom with Both Zoom Zone - Red Only - Calibration On

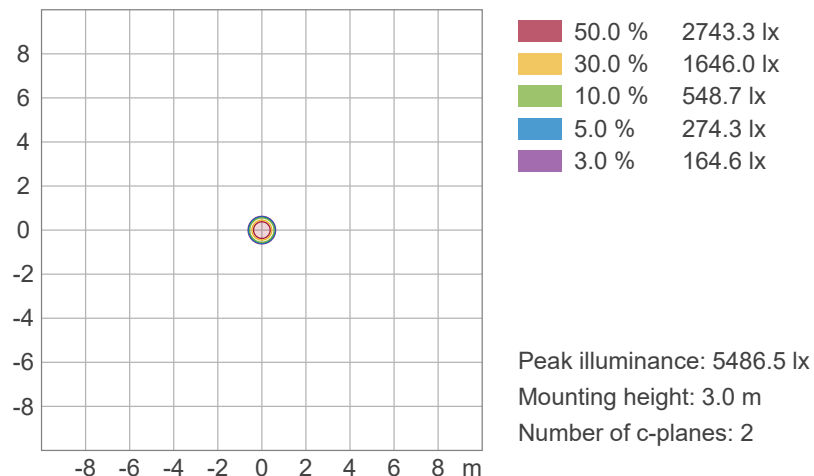


## ISO Diagrams

### ISO Candela Diagram



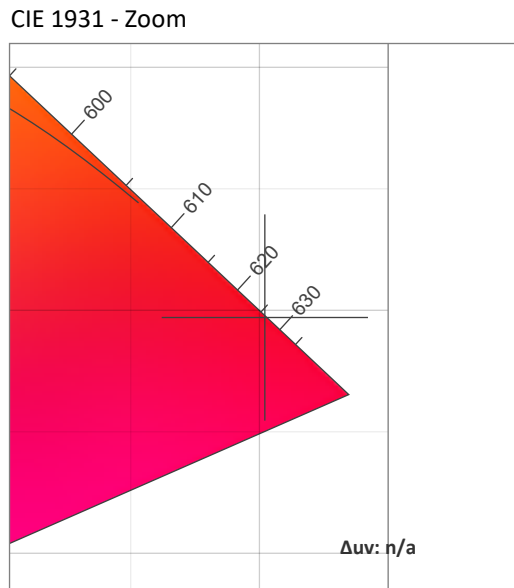
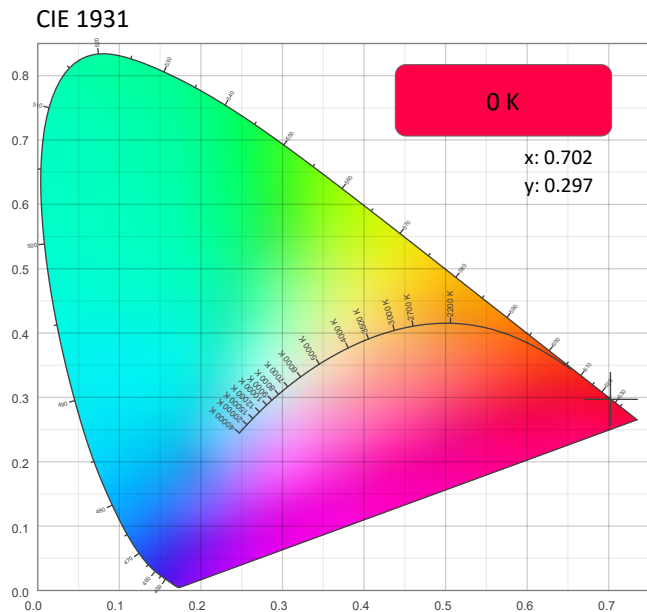
### ISO Lux Diagram



# Photometric & Chromaticity Report

Maverick Storm 3 Beam Wash: 50% Zoom with Both Zoom Zone - Red Only - Calibration On

## Chromaticity



### CRI: 0.0 (R1-R8)

0	0	0	0	0	0	0	0	0	0	0	0	0	0	0
R1	R2	R3	R4	R5	R6	R7	R8	R9	R10	R11	R12	R13	R14	R15

### CQS: 0.0

0	0	0	0	0	0	0	0	0	0	0	0	0	0	0
Q1	Q2	Q3	Q4	Q5	Q6	Q7	Q8	Q9	Q10	Q11	Q12	Q13	Q14	Q15

### Color Parameters

Color Temperature	Color Coordinate CIE 1931	Color Coordinate CIE 1931
CCT	x	y
0 K	0.702	0.297

Color Deviation from Black Body Curve	Color Coordinate CIE 1964	Color Coordinate CIE 1964
Δuv	y	u
n/a	0.297	0.544

Color Rendering Index	Red Component	Color Quality Scale
CRI	CRI - R9	CQS
0.0	0.0	0.0

Television Lighting Consistency Index	Color Fidelity	Color Gamut
TLCI	TM30 - Rf	TM30 Rg
n/a	0.0	0.0



# Photometric & Chromaticity Report

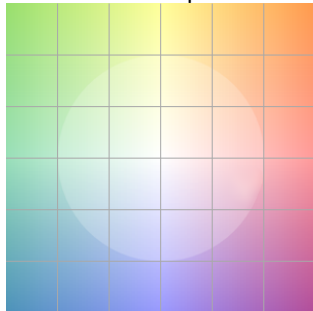
Maverick Storm 3 Beam Wash: 50% Zoom with Both Zoom Zone - Red Only - Calibration On

## TM-30 Details


**Rf 0.0**  
Fidelity Index (Rg)

**Rg 0.0**  
Gammut Index (Rg)

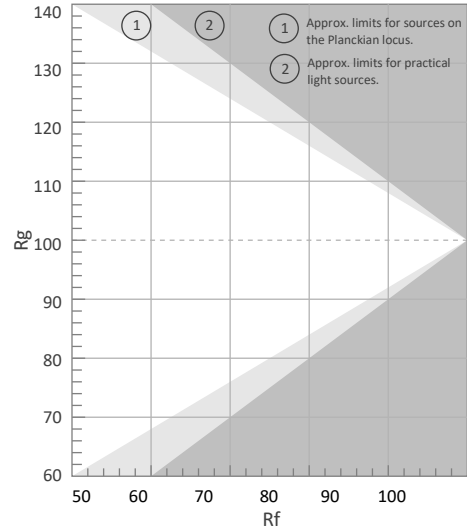
Color Vector Graphic




Color Distortion Graphic




Hue Bin	Rf	Graphic shifts (%)	
		Chroma	Hue
1	0	0%	0%
2	0	0%	0%
3	0	0%	0%
4	0	0%	0%
5	0	0%	0%
6	0	0%	0%
7	0	0%	0%
8	0	0%	0%
9	0	0%	0%
10	0	0%	0%
11	0	0%	0%
12	0	0%	0%
13	0	0%	0%
14	0	0%	0%
15	0	0%	0%
16	0	0%	0%



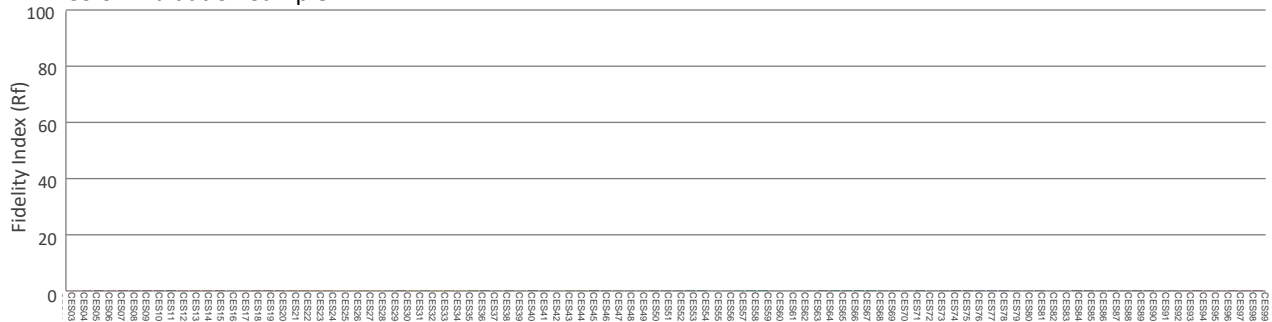
Rf by Hue



Local Chroma Shift by Hue



Color Evaluation Sample



# Photometric & Chromaticity Report

Maverick Storm 3 Beam Wash: 50% Zoom with Both Zoom Zone - Green Only

## Report Summary

### Measurements

Fixture Output: 4736 lm  
Fixture Peak: 83295 cd  
Fixture Efficacy: n/a lm/W  
Intensity @ 5m: 3332 lux  
Color Temperature: 0 K  
CRI: 0.0      CRI R9 Value: 0.0  
CQS: 0.0  
TLCI: n/a  
TM-30 Rf: 0.0  
TM-30 Rg: 0.0  
Beam Angle (50%): 14.2°  
Field Angle (10%): 20.2°  
Cutoff Angle (3%): 23.1°

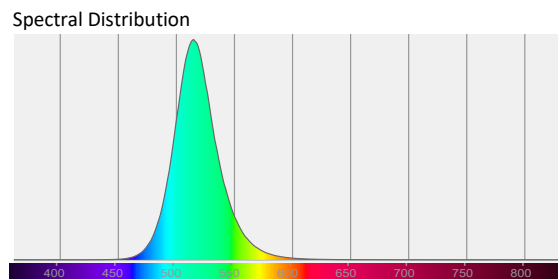
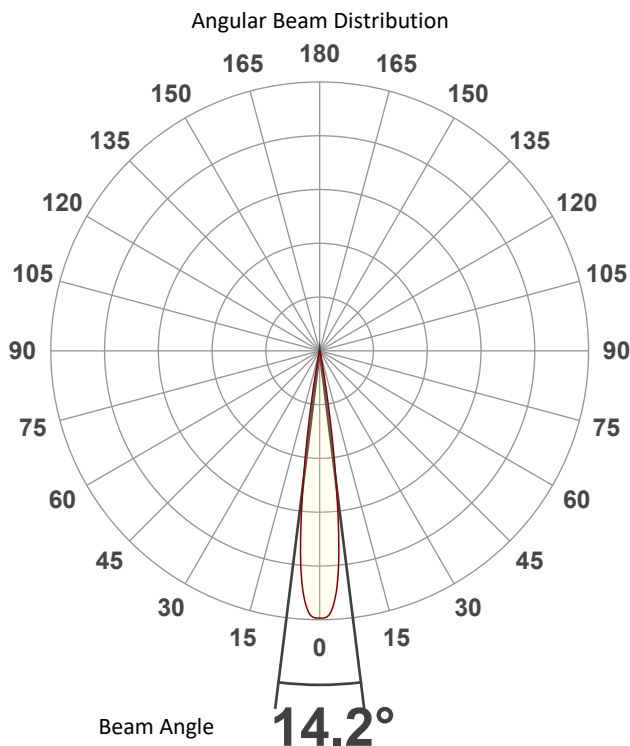


### Conditions

AC Supply: 118 V, 60 Hz  
Power: n/a W  
Current: 0.000 A  
Power Factor: n/a

This data sheet conforms to American National Standard E1.9 – 2007 (R2017). All data was measured and calculated by a Viso Systems LabSpion Goniometer at the Chauvet PD Optics Laboratory in Sunrise, FL on 4/19/2023 to LM-63-2002 Standards.

## Overall Measurement



Tested Color (CIE 1931):

X: 0.139

Y: 0.680



Light Quality

CRI: 0.0

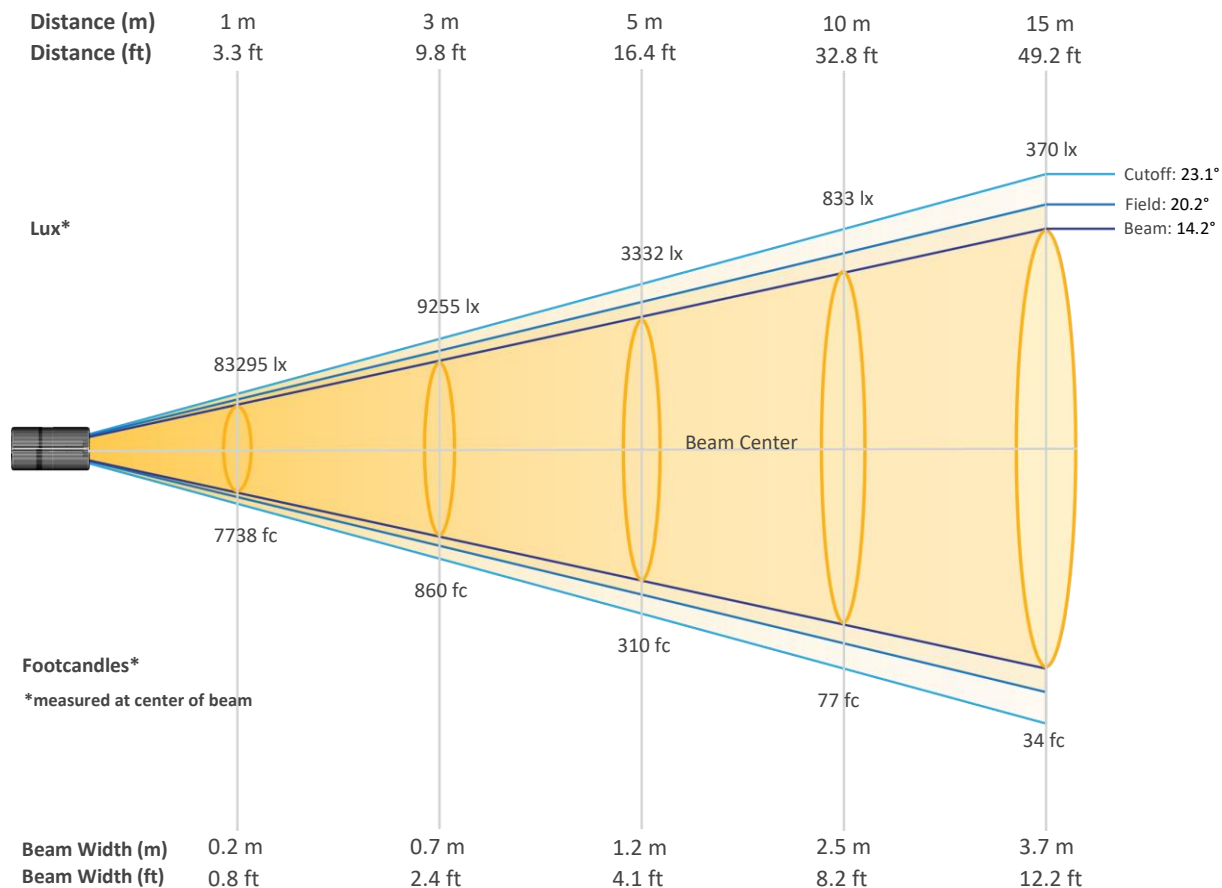
Color Temperature

0 K

# Photometric & Chromaticity Report

Maverick Storm 3 Beam Wash: 50% Zoom with Both Zoom Zone - Green Only

## Beam Details

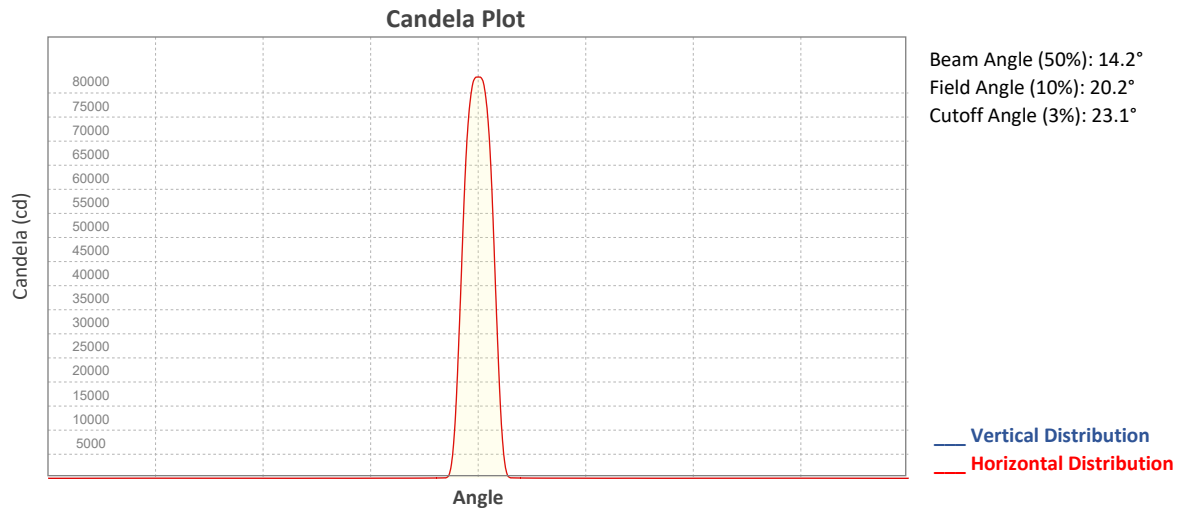


### Beam Intensities from 1-20m (3.3-65.6ft)

Distance	1m	2m	3m	4m	5m	6m	7m	8m	9m	10m
Lux	83295	20824	9255	5206	3332	2314	1700	1301	1028	833
Distance	11m	12m	13m	14m	15m	16m	17m	18m	19m	20m
Lux	688	578	493	425	370	325	288	257	231	208
Distance	3.3ft	6.6ft	9.8ft	13.1ft	16.4ft	19.7ft	23ft	26.2ft	29.5ft	32.8ft
FC	7738	1935	860	484	310	215	158	121	96	77
Distance	36.1ft	39.4ft	42.7ft	45.9ft	49.2ft	52.5ft	55.8ft	59.1ft	62.3ft	65.6ft
FC	64	54	46	39	34	30	27	24	21	19

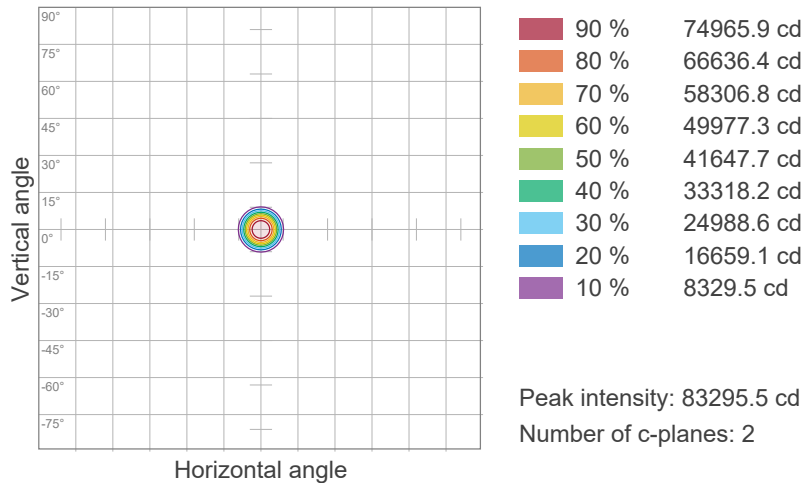
# Photometric & Chromaticity Report

Maverick Storm 3 Beam Wash: 50% Zoom with Both Zoom Zone - Green Only

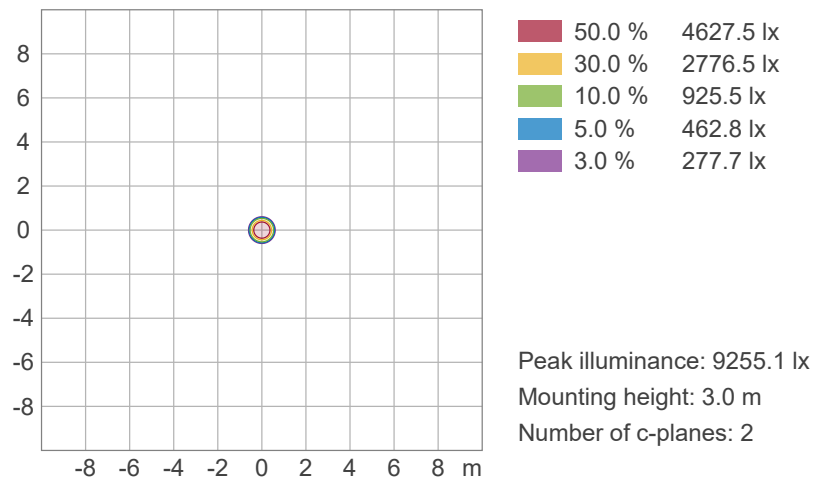


## ISO Diagrams

### ISO Candela Diagram



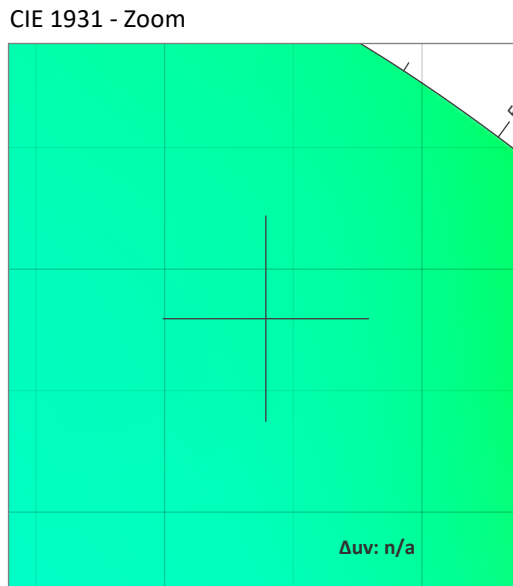
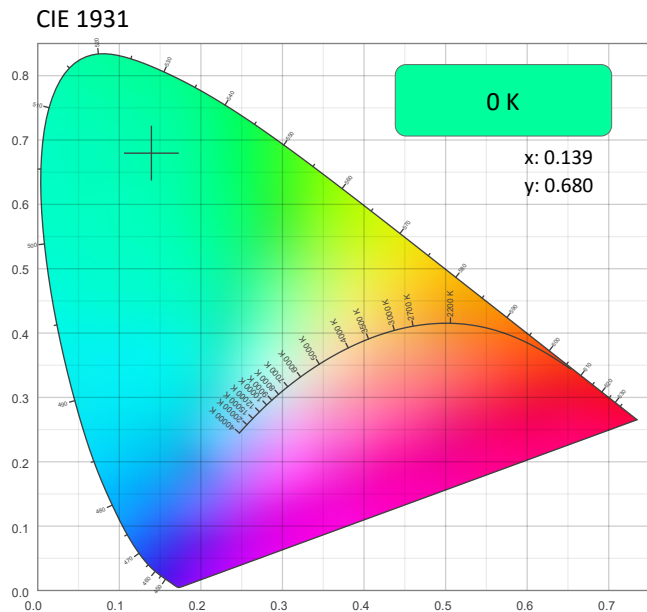
### ISO Lux Diagram



# Photometric & Chromaticity Report

Maverick Storm 3 Beam Wash: 50% Zoom with Both Zoom Zone - Green Only

## Chromaticity



CRI: 0.0 (R1-R8)

0	0	0	0	0	0	0	0	0	0	0	0	0	0	0	0
R1	R2	R3	R4	R5	R6	R7	R8	R9	R10	R11	R12	R13	R14	R15	

CQS: 0.0

0	0	0	0	0	0	0	0	0	0	0	0	0	0	0	0
Q1	Q2	Q3	Q4	Q5	Q6	Q7	Q8	Q9	Q10	Q11	Q12	Q13	Q14	Q15	

Color Parameters

Color Temperature	Color Coordinate CIE 1931	Color Coordinate CIE 1931
CCT	x	y
0 K	0.139	0.680

Color Deviation from Black Body Curve	Color Coordinate CIE 1964	Color Coordinate CIE 1964
$\Delta uv$	y	u
n/a	0.680	0.051

Color Rendering Index	Red Component	Color Quality Scale
CRI	CRI - R9	CQS
0.0	0.0	0.0

Television Lighting Consistency Index	Color Fidelity	Color Gamut
TLCI	TM30 - Rf	TM30 Rg
n/a	0.0	0.0



# Photometric & Chromaticity Report

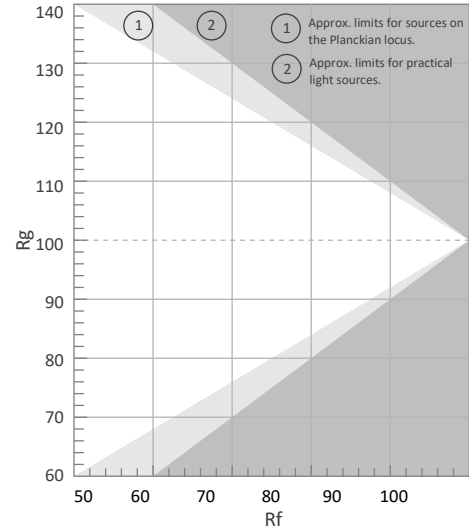
Maverick Storm 3 Beam Wash: 50% Zoom with Both Zoom Zone - Green Only

## TM-30 Details


**Rf 0.0**  
Fidelity Index  
(Rg)

**Rg 0.0**  
Gammut Index (Rg)


Hue Bin	R <sub>f</sub>	Graphic shifts (%)	
		Chroma	Hue
1	0	0%	0%
2	0	0%	0%
3	0	0%	0%
4	0	0%	0%
5	0	0%	0%
6	0	0%	0%
7	0	0%	0%
8	0	0%	0%
9	0	0%	0%
10	0	0%	0%
11	0	0%	0%
12	0	0%	0%
13	0	0%	0%
14	0	0%	0%
15	0	0%	0%
16	0	0%	0%




Color Vector Graphic




Color Distortion Graphic



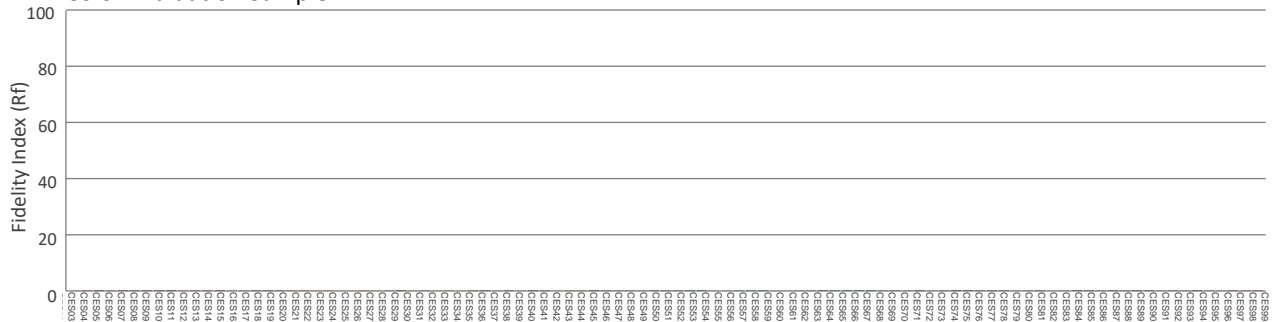
R<sub>f</sub> by Hue



Local Chroma Shift by Hue



Color Evaluation Sample





# Photometric & Chromaticity Report

Maverick Storm 3 Beam Wash: 50% Zoom with Both Zoom Zone - Green Only - Calibration On

## Report Summary

### Measurements

Fixture Output: 4752 lm  
Fixture Peak: 83369 cd  
Fixture Efficacy: n/a lm/W  
Intensity @ 5m: 3335 lux  
Color Temperature: 0 K  
CRI: 0.0      CRI R9 Value: 0.0  
CQS: 0.0  
TLCI: n/a  
TM-30 Rf: 0.0  
TM-30 Rg: 0.0  
Beam Angle (50%): 14.2°  
Field Angle (10%): 20.3°  
Cutoff Angle (3%): 23.2°

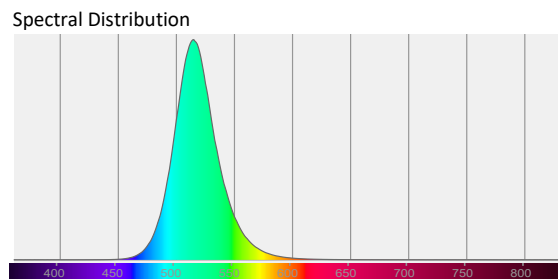
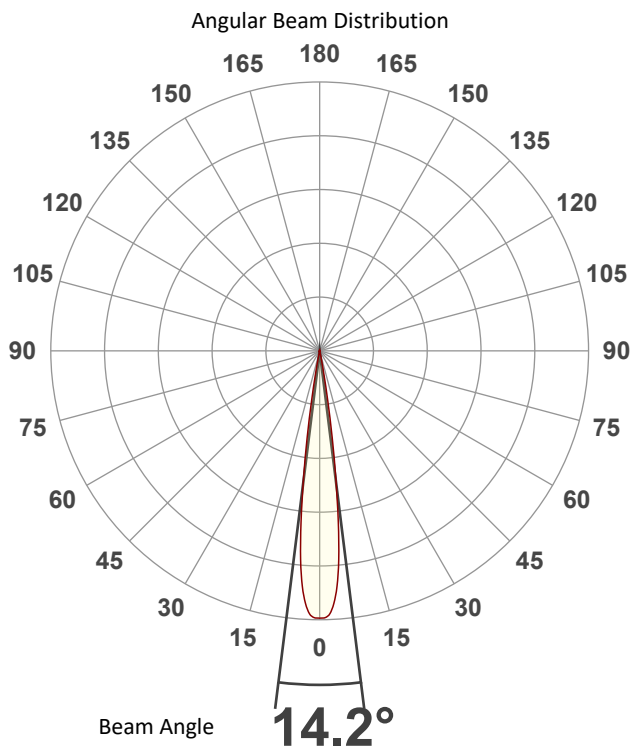


### Conditions

AC Supply: 119 V, 60 Hz  
Power: n/a W  
Current: 0.000 A  
Power Factor: n/a

This data sheet conforms to American National Standard E1.9 – 2007 (R2017). All data was measured and calculated by a Viso Systems LabSpion Goniometer at the Chauvet PD Optics Laboratory in Sunrise, FL on 4/19/2023 to LM-63-2002 Standards.

## Overall Measurement



Tested Color (CIE 1931):

X: 0.139

Y: 0.680



Light Quality

CRI: 0.0

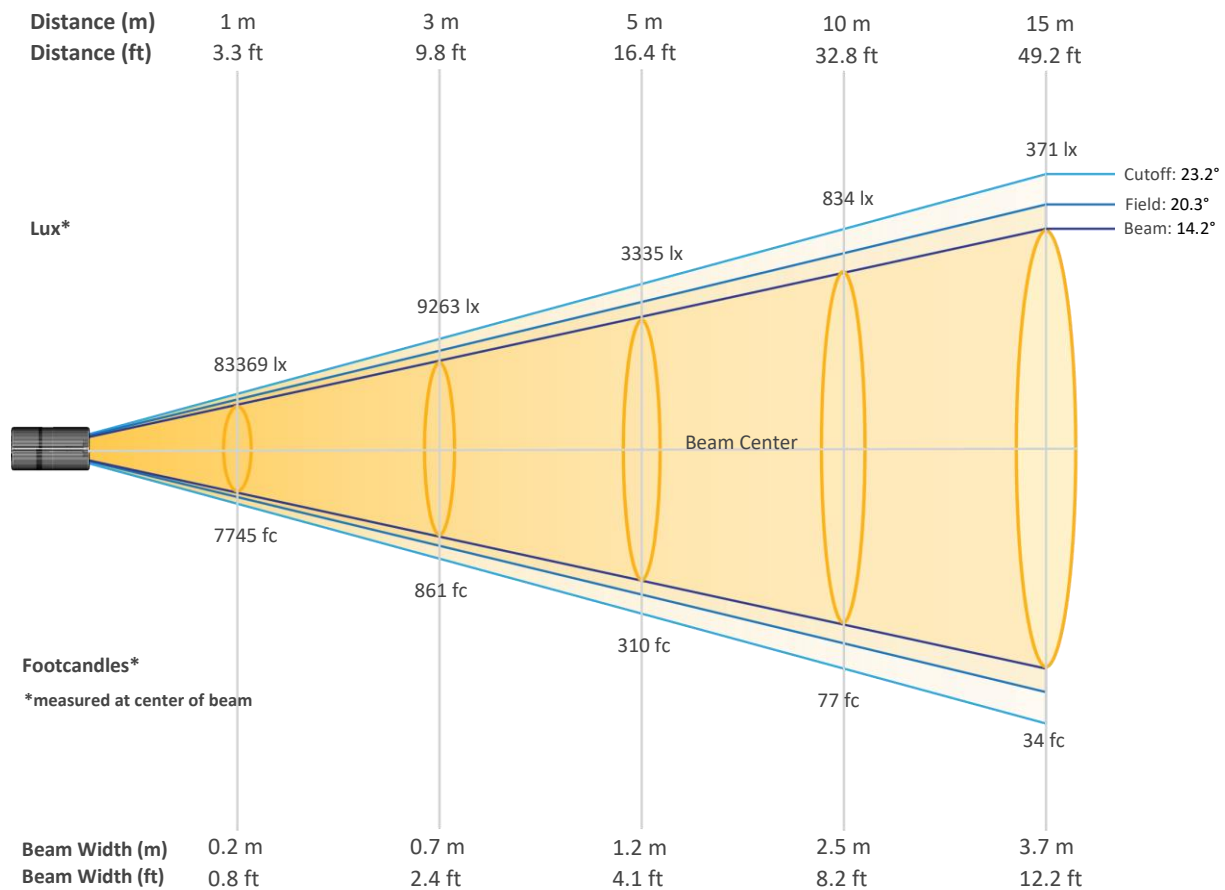
Color Temperature

0 K

# Photometric & Chromaticity Report

Maverick Storm 3 Beam Wash: 50% Zoom with Both Zoom Zone - Green Only - Calibration On

## Beam Details

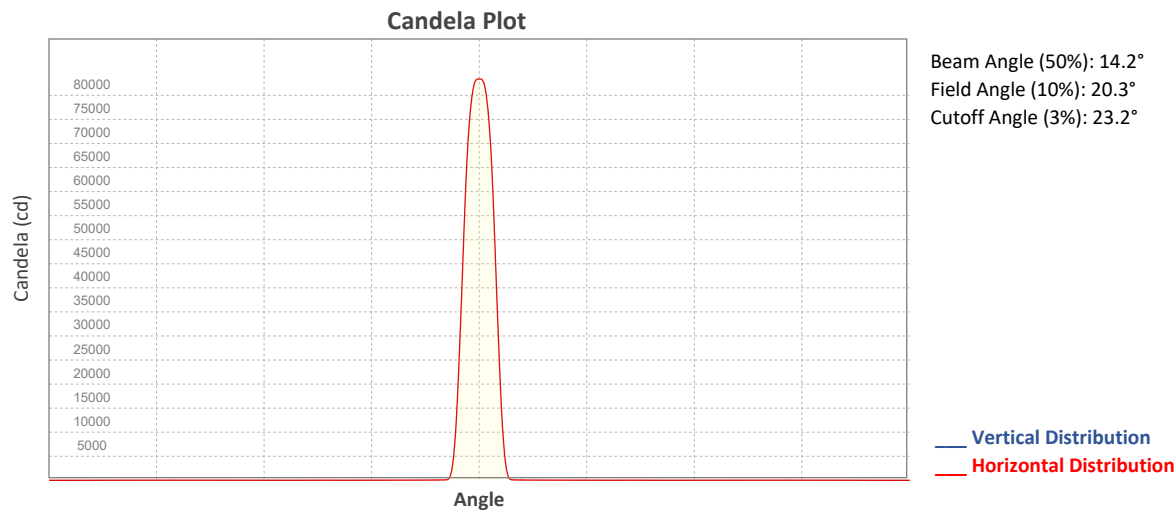


### Beam Intensities from 1-20m (3.3-65.6ft)

Distance	1m	2m	3m	4m	5m	6m	7m	8m	9m	10m
Lux	83369	20842	9263	5211	3335	2316	1701	1303	1029	834
<b>Distance</b>	<b>11m</b>	<b>12m</b>	<b>13m</b>	<b>14m</b>	<b>15m</b>	<b>16m</b>	<b>17m</b>	<b>18m</b>	<b>19m</b>	<b>20m</b>
Lux	689	579	493	425	371	326	288	257	231	208
<b>Distance</b>	<b>3.3ft</b>	<b>6.6ft</b>	<b>9.8ft</b>	<b>13.1ft</b>	<b>16.4ft</b>	<b>19.7ft</b>	<b>23ft</b>	<b>26.2ft</b>	<b>29.5ft</b>	<b>32.8ft</b>
FC	7745	1936	861	484	310	215	158	121	96	77
<b>Distance</b>	<b>36.1ft</b>	<b>39.4ft</b>	<b>42.7ft</b>	<b>45.9ft</b>	<b>49.2ft</b>	<b>52.5ft</b>	<b>55.8ft</b>	<b>59.1ft</b>	<b>62.3ft</b>	<b>65.6ft</b>
FC	64	54	46	40	34	30	27	24	21	19

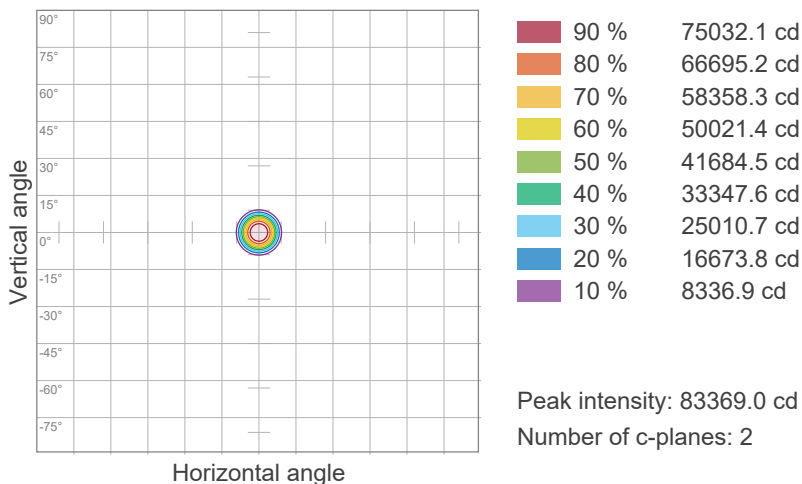
# Photometric & Chromaticity Report

Maverick Storm 3 Beam Wash: 50% Zoom with Both Zoom Zone - Green Only - Calibration On

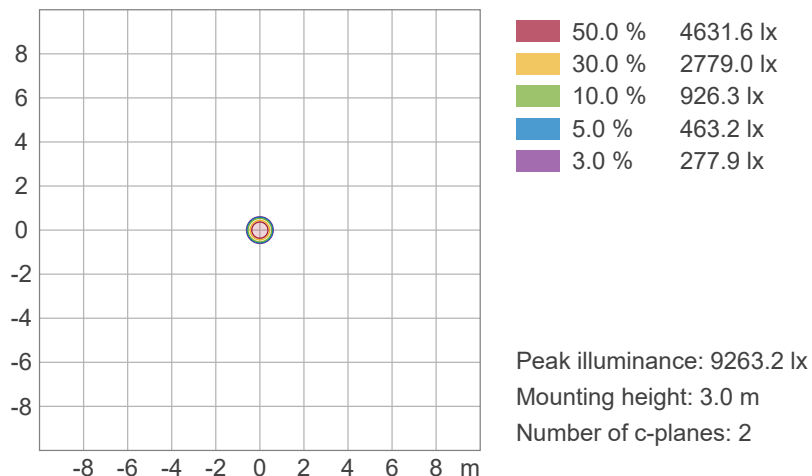


## ISO Diagrams

### ISO Candela Diagram



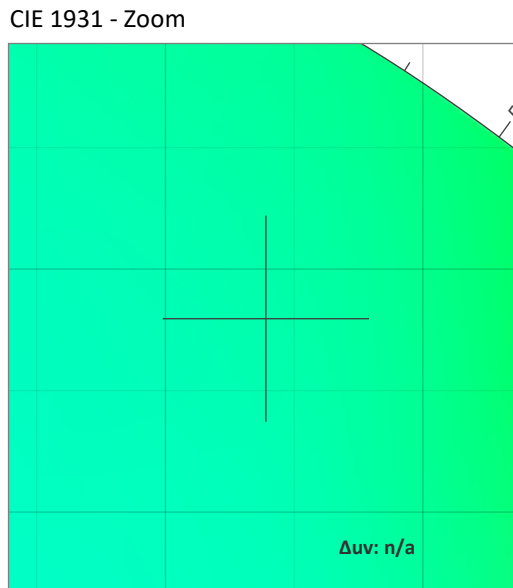
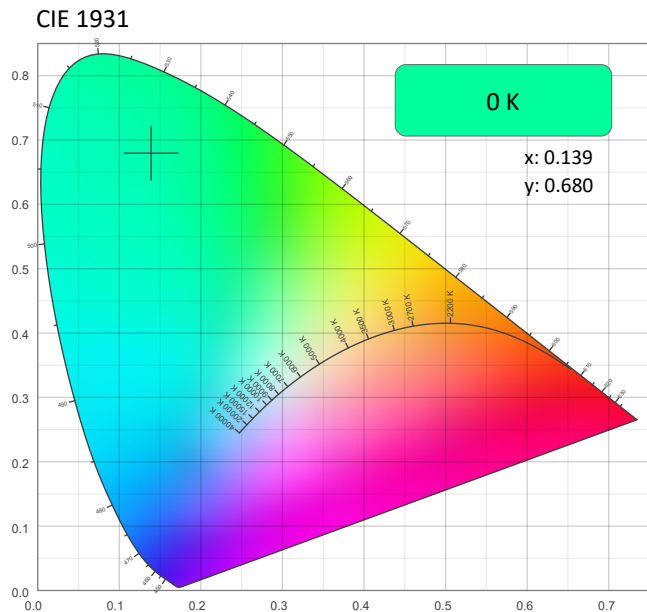
### ISO Lux Diagram



# Photometric & Chromaticity Report

Maverick Storm 3 Beam Wash: 50% Zoom with Both Zoom Zone - Green Only - Calibration On

## Chromaticity



### CRI: 0.0 (R1-R8)

0	0	0	0	0	0	0	0	0	0	0	0	0	0	0
R1	R2	R3	R4	R5	R6	R7	R8	R9	R10	R11	R12	R13	R14	R15

### CQS: 0.0

0	0	0	0	0	0	0	0	0	0	0	0	0	0	0
Q1	Q2	Q3	Q4	Q5	Q6	Q7	Q8	Q9	Q10	Q11	Q12	Q13	Q14	Q15

### Color Parameters

Color Temperature	Color Coordinate CIE 1931	Color Coordinate CIE 1931
CCT	x	y
0 K	0.139	0.680

Color Deviation from Black Body Curve	Color Coordinate CIE 1964	Color Coordinate CIE 1964
$\Delta uv$	y	u
n/a	0.680	0.051

Color Rendering Index	Red Component	Color Quality Scale
CRI	CRI - R9	CQS
0.0	0.0	0.0

Television Lighting Consistency Index	Color Fidelity	Color Gamut
TLCI	TM30 - Rf	TM30 Rg
n/a	0.0	0.0

# Photometric & Chromaticity Report

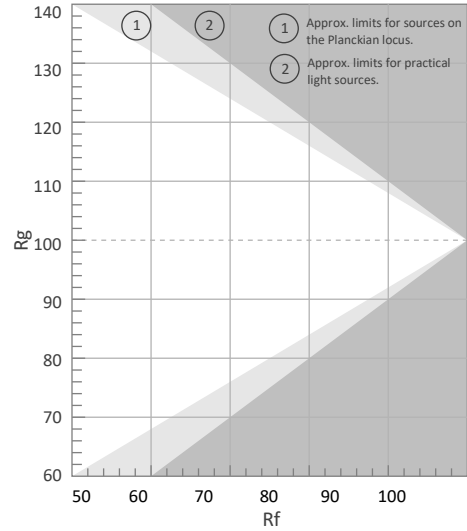
Maverick Storm 3 Beam Wash: 50% Zoom with Both Zoom Zone - Green Only - Calibration On

## TM-30 Details


**Rf 0.0**  
Fidelity Index (Rg)

**Rg 0.0**  
Gammut Index (Rg)


Hue Bin	R <sub>f</sub>	Graphic shifts (%)	
		Chroma	Hue
1	0	0%	0%
2	0	0%	0%
3	0	0%	0%
4	0	0%	0%
5	0	0%	0%
6	0	0%	0%
7	0	0%	0%
8	0	0%	0%
9	0	0%	0%
10	0	0%	0%
11	0	0%	0%
12	0	0%	0%
13	0	0%	0%
14	0	0%	0%
15	0	0%	0%
16	0	0%	0%




Color Vector Graphic




Color Distortion Graphic



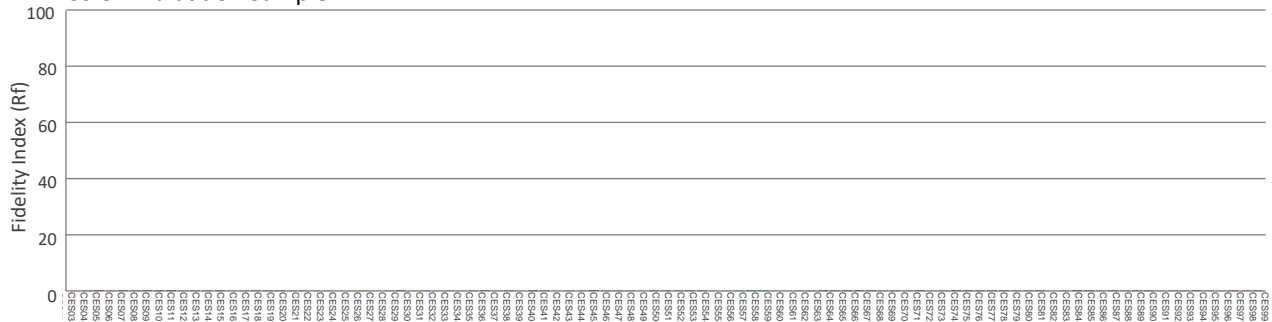
R<sub>f</sub> by Hue



Local Chroma Shift by Hue



Color Evaluation Sample



# Photometric & Chromaticity Report

Maverick Storm 3 Beam Wash: 50% Zoom with Both Zoom Zone - Blue Only

## Report Summary

### Measurements

Fixture Output: 1571 lm  
Fixture Peak: 25574 cd  
Fixture Efficacy: n/a lm/W  
Intensity @ 5m: 1015 lux  
Color Temperature: 0 K  
CRI: 0.0      CRI R9 Value: 0.0  
CQS: 0.0  
TLCI: n/a  
TM-30 Rf: 0.0  
TM-30 Rg: 0.0  
Beam Angle (50%): 14.1°  
Field Angle (10%): 20.1°  
Cutoff Angle (3%): 22.9°

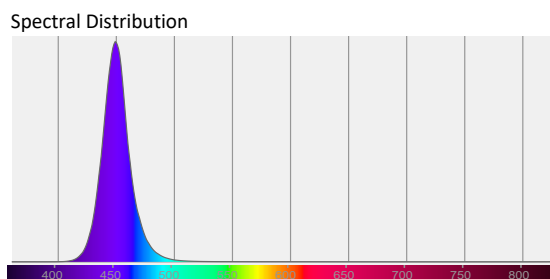
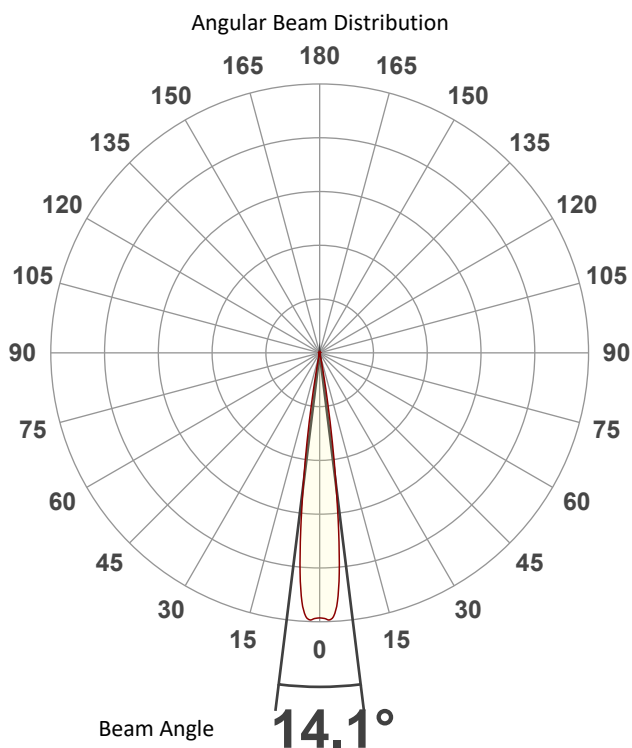


### Conditions

AC Supply: 118 V, 60.1 Hz  
Power: n/a W  
Current: 0.000 A  
Power Factor: n/a

This data sheet conforms to American National Standard E1.9 – 2007 (R2017). All data was measured and calculated by a Viso Systems LabSpion Goniometer at the Chauvet PD Optics Laboratory in Sunrise, FL on 4/19/2023 to LM-63-2002 Standards.


## Overall Measurement



Tested Color (CIE 1931):

X: 0.154

Y: 0.025



Light Quality

CRI: 0.0

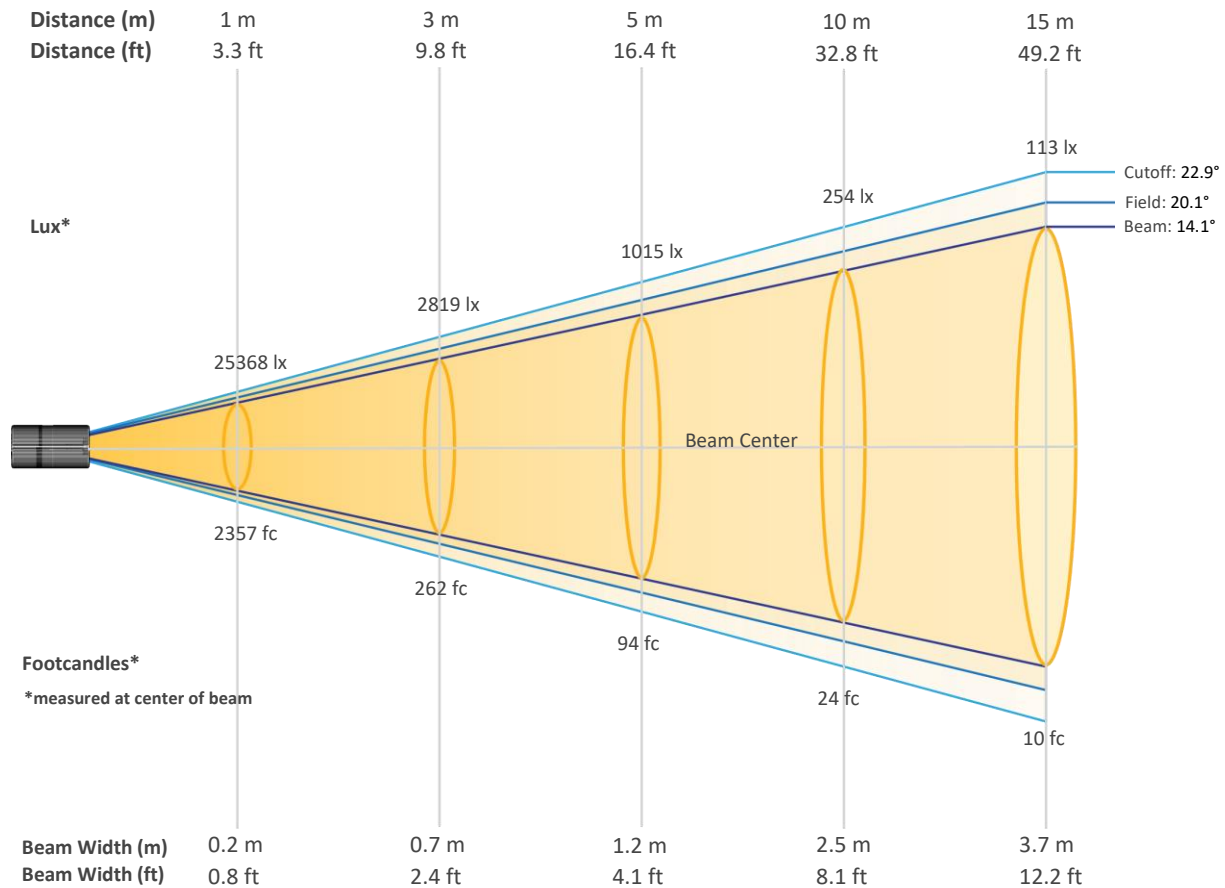
Color Temperature

0 K

# Photometric & Chromaticity Report

Maverick Storm 3 Beam Wash: 50% Zoom with Both Zoom Zone - Blue Only

## Beam Details

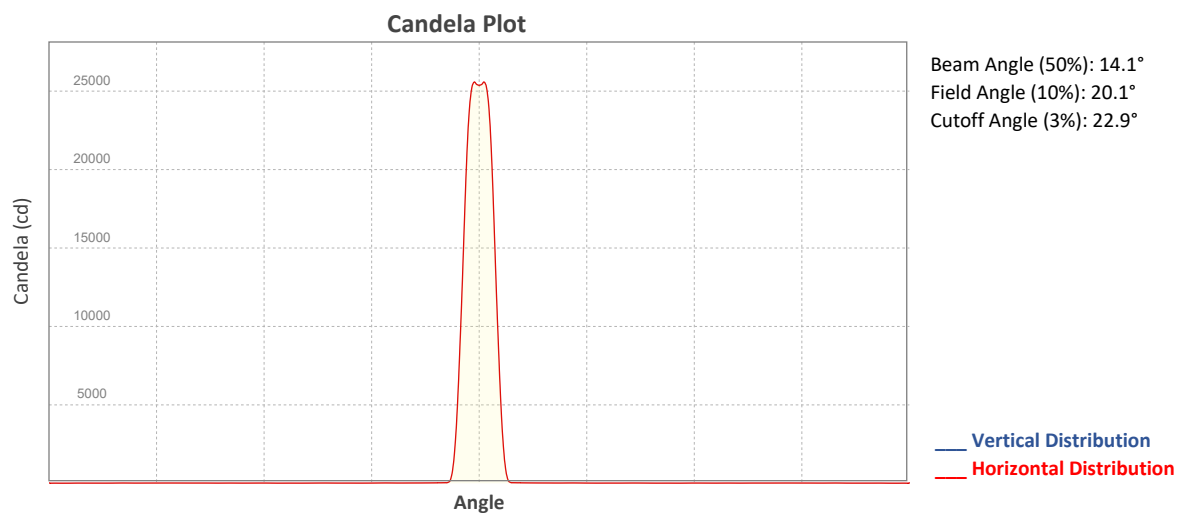


### Beam Intensities from 1-20m (3.3-65.6ft)

Distance	1m	2m	3m	4m	5m	6m	7m	8m	9m	10m
Lux	25368	6342	2819	1586	1015	705	518	396	313	254
Distance	11m	12m	13m	14m	15m	16m	17m	18m	19m	20m
Lux	210	176	150	129	113	99	88	78	70	63
Distance	3.3ft	6.6ft	9.8ft	13.1ft	16.4ft	19.7ft	23ft	26.2ft	29.5ft	32.8ft
FC	2357	589	262	147	94	65	48	37	29	24
Distance	36.1ft	39.4ft	42.7ft	45.9ft	49.2ft	52.5ft	55.8ft	59.1ft	62.3ft	65.6ft
FC	19	16	14	12	10	9	8	7	7	6

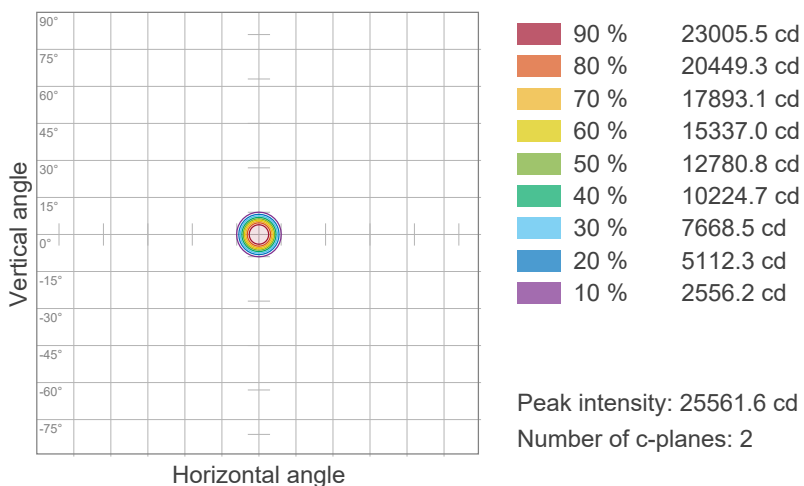
# Photometric & Chromaticity Report

Maverick Storm 3 Beam Wash: 50% Zoom with Both Zoom Zone - Blue Only

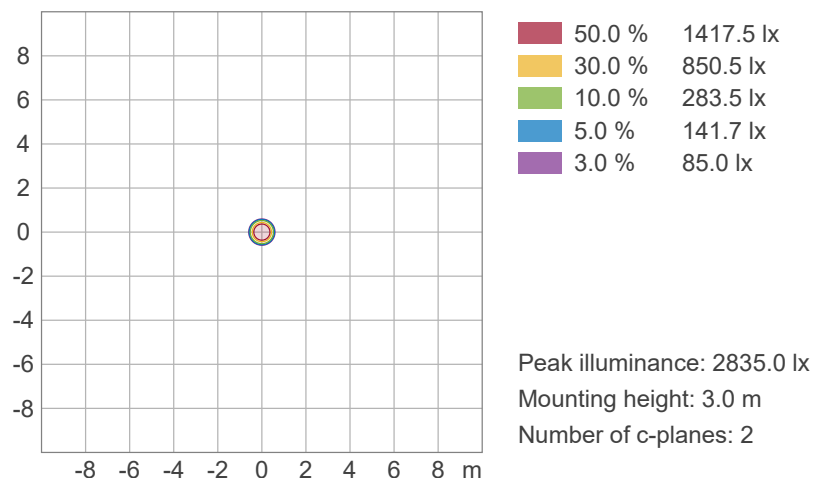


## ISO Diagrams

### ISO Candela Diagram



### ISO Lux Diagram

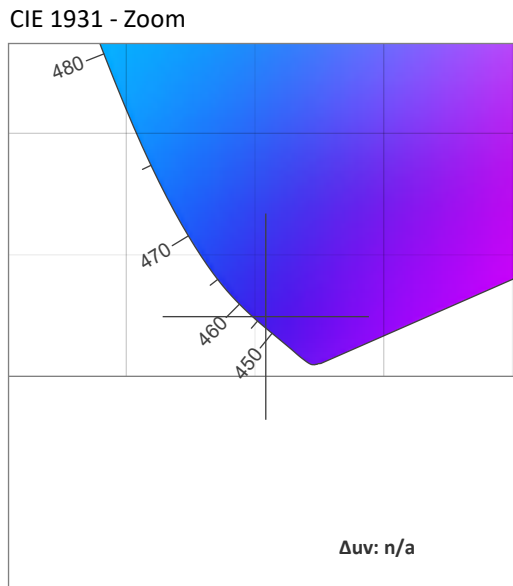
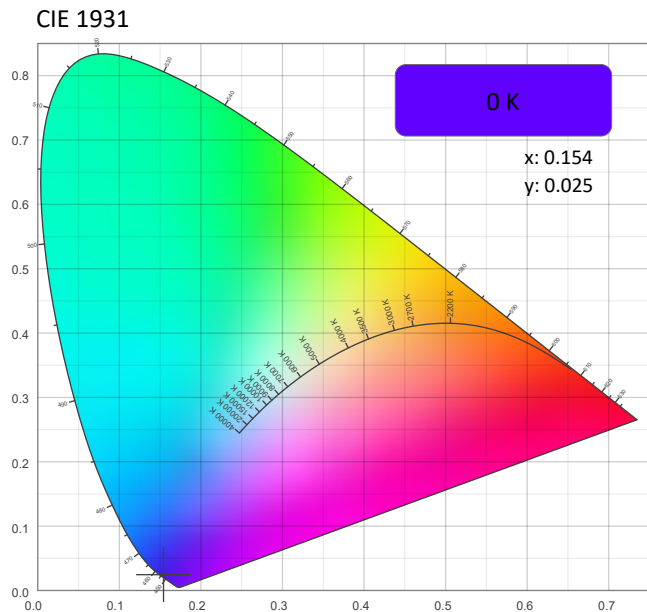




# Photometric & Chromaticity Report

Maverick Storm 3 Beam Wash: 50% Zoom with Both Zoom Zone - Blue Only

## Chromaticity



### CRI: 0.0 (R1-R8)

0	0	0	0	0	0	0	0	0	0	0	0	0	0	0
R1	R2	R3	R4	R5	R6	R7	R8	R9	R10	R11	R12	R13	R14	R15

### CQS: 0.0

0	0	0	0	0	0	0	0	0	0	0	0	0	0	0
Q1	Q2	Q3	Q4	Q5	Q6	Q7	Q8	Q9	Q10	Q11	Q12	Q13	Q14	Q15

### Color Parameters

Color Temperature	Color Coordinate CIE 1931	Color Coordinate CIE 1931
CCT	x	y
0 K	0.154	0.025

Color Deviation from Black Body Curve	Color Coordinate CIE 1964	Color Coordinate CIE 1964
$\Delta uv$	y	u
n/a	0.025	0.207

Color Rendering Index	Red Component	Color Quality Scale
CRI	CRI - R9	CQS
0.0	0.0	0.0

Television Lighting Consistency Index	Color Fidelity	Color Gamut
TLCI	TM30 - Rf	TM30 Rg
n/a	0.0	0.0



# Photometric & Chromaticity Report

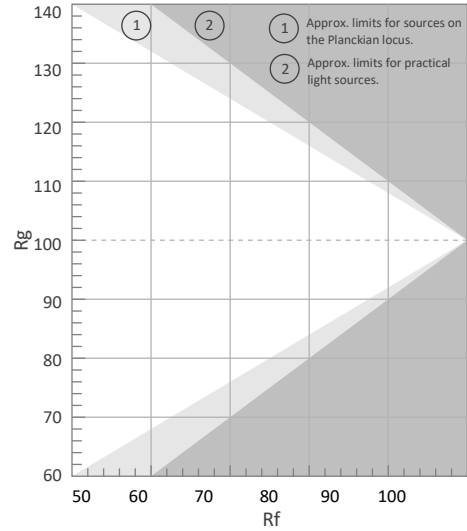
Maverick Storm 3 Beam Wash: 50% Zoom with Both Zoom Zone - Blue Only

## TM-30 Details

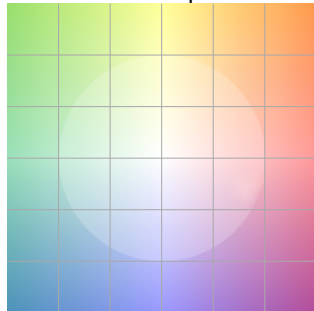
**Rf 0.0**  
Fidelity Index  
(Rg)

**Rg 0.0**  
Gammut Index (Rg)


Hue Bin	R <sub>f</sub>	Graphic shifts (%)	
		Chroma	Hue
1	0	0%	0%
2	0	0%	0%
3	0	0%	0%
4	0	0%	0%
5	0	0%	0%
6	0	0%	0%
7	0	0%	0%
8	0	0%	0%
9	0	0%	0%
10	0	0%	0%
11	0	0%	0%
12	0	0%	0%
13	0	0%	0%
14	0	0%	0%
15	0	0%	0%
16	0	0%	0%




Color Vector Graphic




Color Distortion Graphic



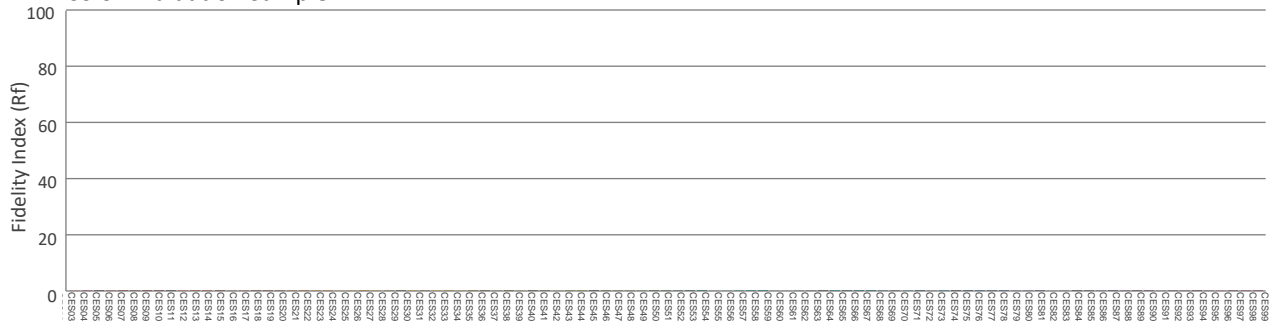
R<sub>f</sub> by Hue



Local Chroma Shift by Hue



Color Evaluation Sample



# Photometric & Chromaticity Report

Maverick Storm 3 Beam Wash: 50% Zoom with Both Zoom Zone - Blue Only - Calibration On

## Report Summary

### Measurements

Fixture Output: 1502 lm  
Fixture Peak: 25526 cd  
Fixture Efficacy: n/a lm/W  
Intensity @ 5m: 1013 lux  
Color Temperature: 0 K  
CRI: 0.0      CRI R9 Value: 0.0  
CQS: 0.0  
TLCI: n/a  
TM-30 Rf: 0.0  
TM-30 Rg: 0.0  
Beam Angle (50%): 14.1°  
Field Angle (10%): 20.1°  
Cutoff Angle (3%): 22.9°

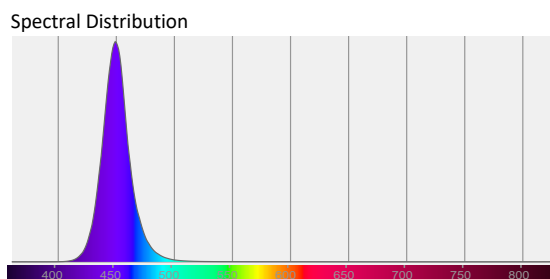
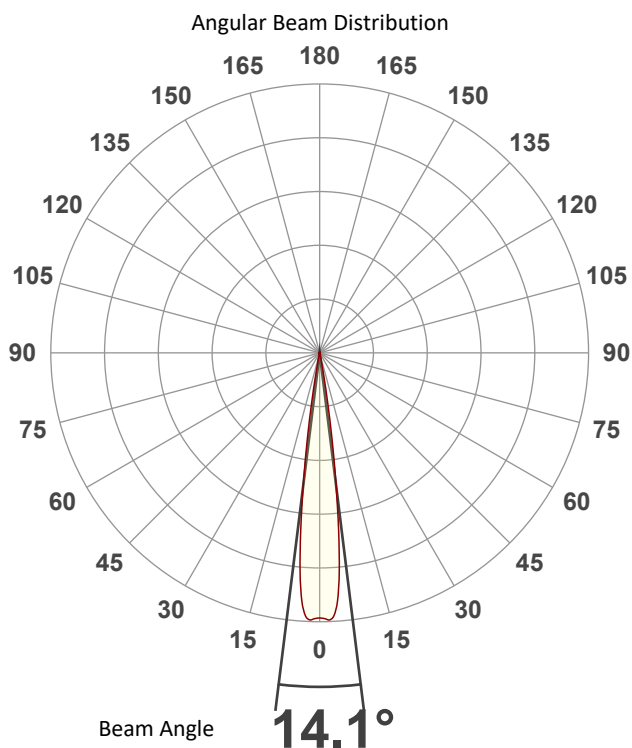


### Conditions

AC Supply: 118 V, 60 Hz  
Power: n/a W  
Current: 0.000 A  
Power Factor: n/a

This data sheet conforms to American National Standard E1.9 – 2007 (R2017). All data was measured and calculated by a Viso Systems LabSpion Goniometer at the Chauvet PD Optics Laboratory in Sunrise, FL on 4/19/2023 to LM-63-2002 Standards.


## Overall Measurement



Tested Color (CIE 1931):

X: 0.154

Y: 0.024



Light Quality

CRI: 0.0

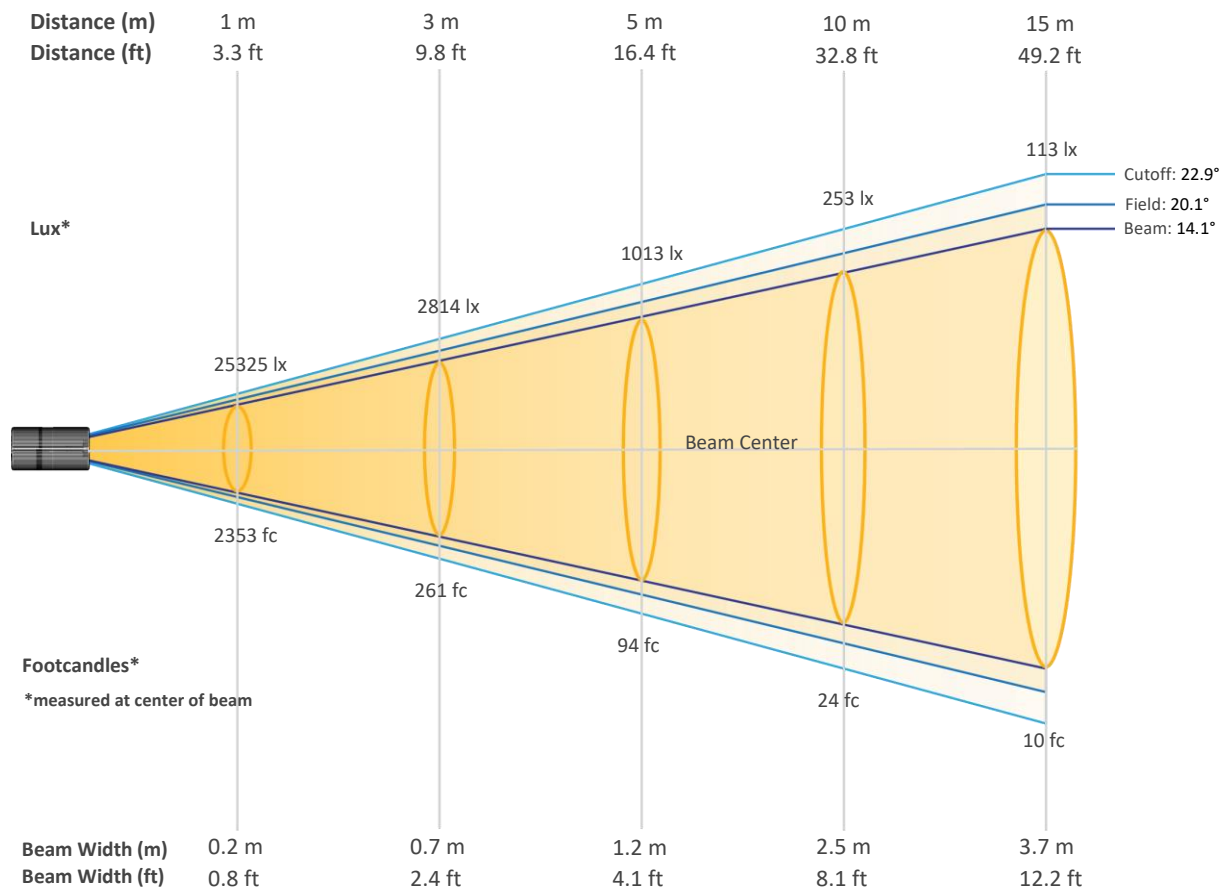
Color Temperature

0 K

# Photometric & Chromaticity Report

Maverick Storm 3 Beam Wash: 50% Zoom with Both Zoom Zone - Blue Only - Calibration On

## Beam Details

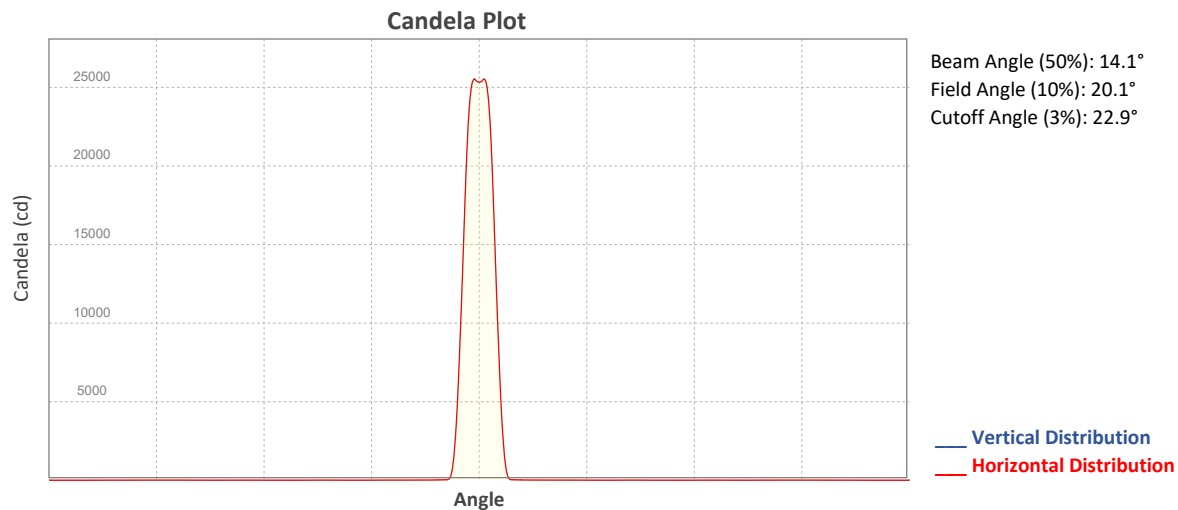


### Beam Intensities from 1-20m (3.3-65.6ft)

Distance	1m	2m	3m	4m	5m	6m	7m	8m	9m	10m
Lux	25325	6331	2814	1583	1013	703	517	396	313	253
Distance	11m	12m	13m	14m	15m	16m	17m	18m	19m	20m
Lux	209	176	150	129	113	99	88	78	70	63
Distance	3.3ft	6.6ft	9.8ft	13.1ft	16.4ft	19.7ft	23ft	26.2ft	29.5ft	32.8ft
FC	2353	588	261	147	94	65	48	37	29	24
Distance	36.1ft	39.4ft	42.7ft	45.9ft	49.2ft	52.5ft	55.8ft	59.1ft	62.3ft	65.6ft
FC	19	16	14	12	10	9	8	7	7	6

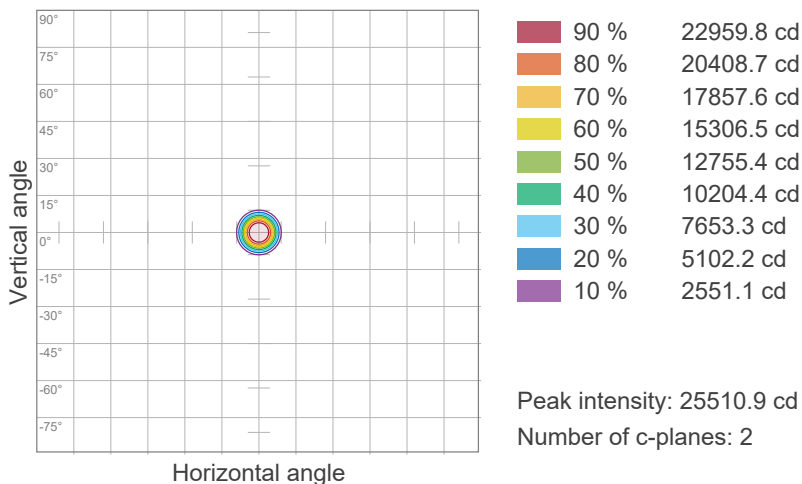
# Photometric & Chromaticity Report

Maverick Storm 3 Beam Wash: 50% Zoom with Both Zoom Zone - Blue Only - Calibration On

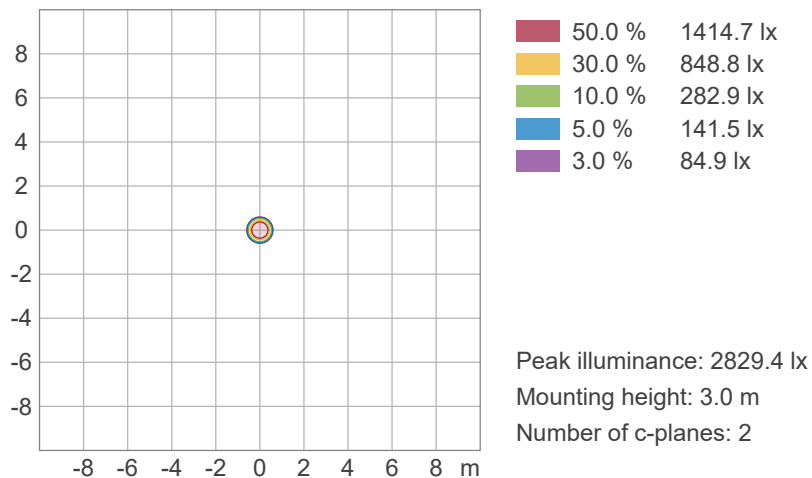


## ISO Diagrams

### ISO Candela Diagram



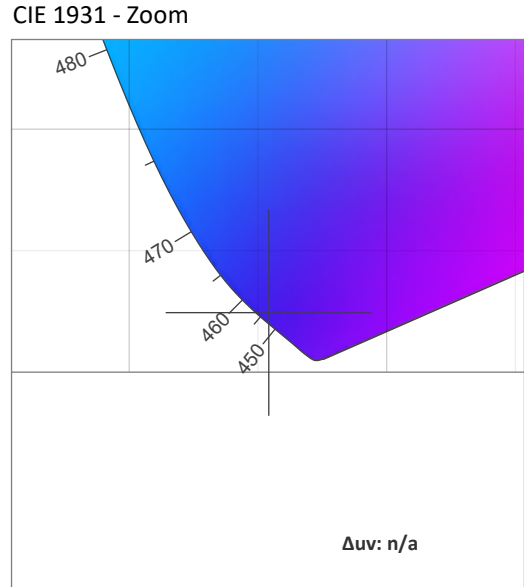
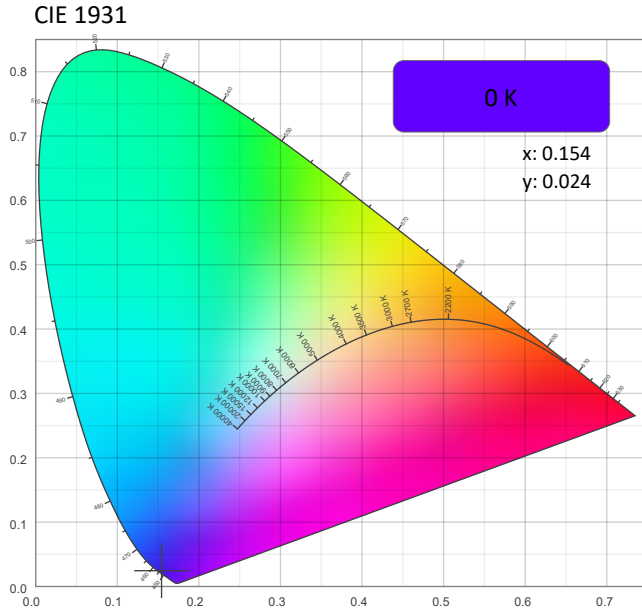
### ISO Lux Diagram



# Photometric & Chromaticity Report

Maverick Storm 3 Beam Wash: 50% Zoom with Both Zoom Zone - Blue Only - Calibration On

## Chromaticity



### CRI: 0.0 (R1-R8)

0	0	0	0	0	0	0	0	0	0	0	0	0	0	0
R1	R2	R3	R4	R5	R6	R7	R8	R9	R10	R11	R12	R13	R14	R15

### CQS: 0.0

0	0	0	0	0	0	0	0	0	0	0	0	0	0	0
Q1	Q2	Q3	Q4	Q5	Q6	Q7	Q8	Q9	Q10	Q11	Q12	Q13	Q14	Q15

### Color Parameters

Color Temperature	Color Coordinate CIE 1931	Color Coordinate CIE 1931
CCT	x	y
0 K	0.154	0.024

Color Deviation from Black Body Curve	Color Coordinate CIE 1964	Color Coordinate CIE 1964
$\Delta uv$	y	u
n/a	0.024	0.207

Color Rendering Index	Red Component	Color Quality Scale
CRI	CRI - R9	CQS
0.0	0.0	0.0

Television Lighting Consistency Index	Color Fidelity	Color Gamut
TLCI	TM30 - Rf	TM30 Rg
n/a	0.0	0.0



# Photometric & Chromaticity Report

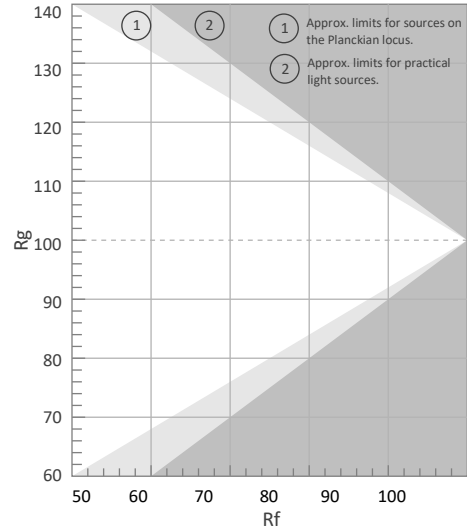
Maverick Storm 3 Beam Wash: 50% Zoom with Both Zoom Zone - Blue Only - Calibration On

## TM-30 Details


**Rf 0.0**  
Fidelity Index (Rg)

**Rg 0.0**  
Gammut Index (Rg)


Hue Bin	R <sub>f</sub>	Graphic shifts (%)	
		Chroma	Hue
1	0	0%	0%
2	0	0%	0%
3	0	0%	0%
4	0	0%	0%
5	0	0%	0%
6	0	0%	0%
7	0	0%	0%
8	0	0%	0%
9	0	0%	0%
10	0	0%	0%
11	0	0%	0%
12	0	0%	0%
13	0	0%	0%
14	0	0%	0%
15	0	0%	0%
16	0	0%	0%



Color Vector Graphic




Color Distortion Graphic



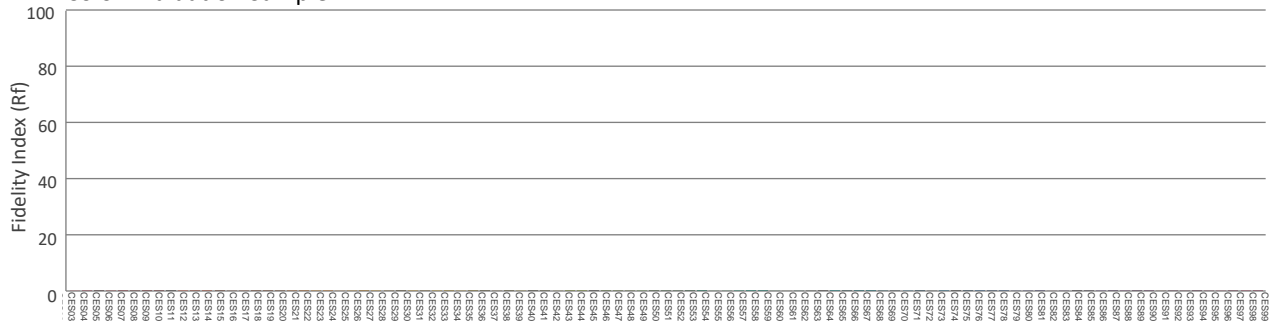
Rf by Hue



Local Chroma Shift by Hue



Color Evaluation Sample



# Photometric & Chromaticity Report

Maverick Storm 3 Beam Wash: 50% Zoom with Both Zoom Zone - White Only

## Report Summary

### Measurements

Fixture Output: 6972 lm  
Fixture Peak: 117645 cd  
Fixture Efficacy: n/a lm/W  
Intensity @ 5m: 4706 lux  
Color Temperature: 8097 K  
CRI: 71.4      CRI R9 Value: 4.6  
CQS: 65.7  
TLCI: 43  
TM-30 Rf: 65.9  
TM-30 Rg: 97.8  
Beam Angle (50%): 14.5°  
Field Angle (10%): 20.6°  
Cutoff Angle (3%): 23.3°

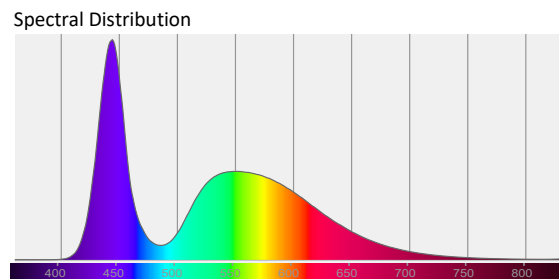
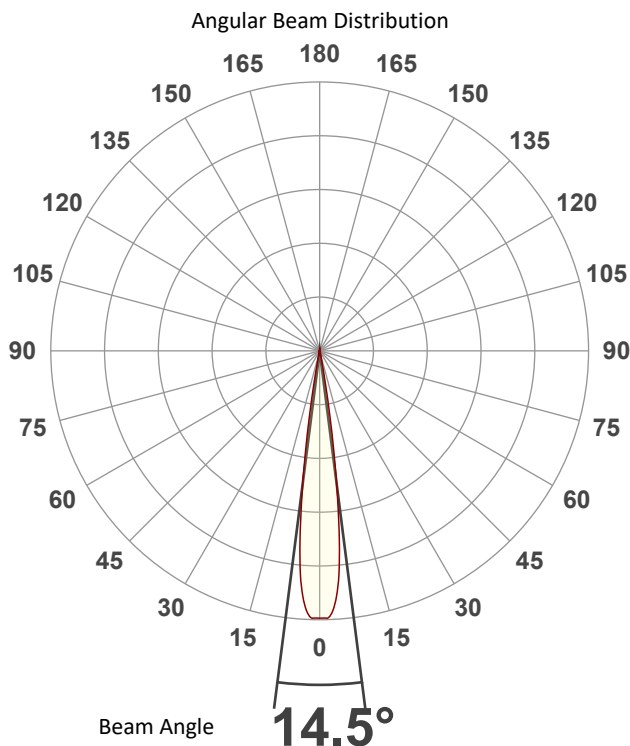


### Conditions

AC Supply: 118 V, 60 Hz  
Power: n/a W  
Current: 0.000 A  
Power Factor: n/a

This data sheet conforms to American National Standard E1.9 – 2007 (R2017). All data was measured and calculated by a Viso Systems LabSpion Goniometer at the Chauvet PD Optics Laboratory in Sunrise, FL on 4/19/2023 to LM-63-2002 Standards.


## Overall Measurement



Tested Color (CIE 1931):

X: 0.299

Y: 0.290



Light Quality

CRI: 71.4

Color Temperature

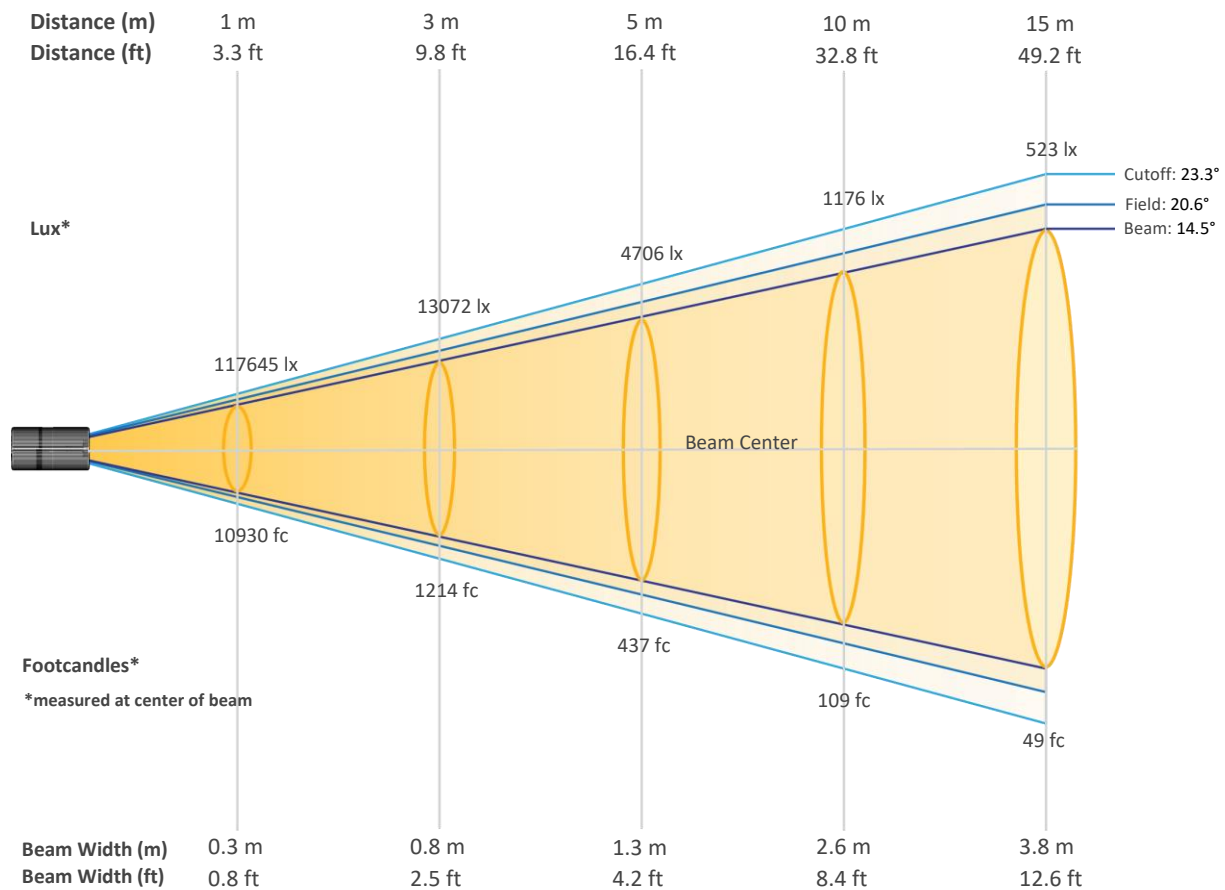
8097 K



# Photometric & Chromaticity Report

Maverick Storm 3 Beam Wash: 50% Zoom with Both Zoom Zone - White Only

## Beam Details

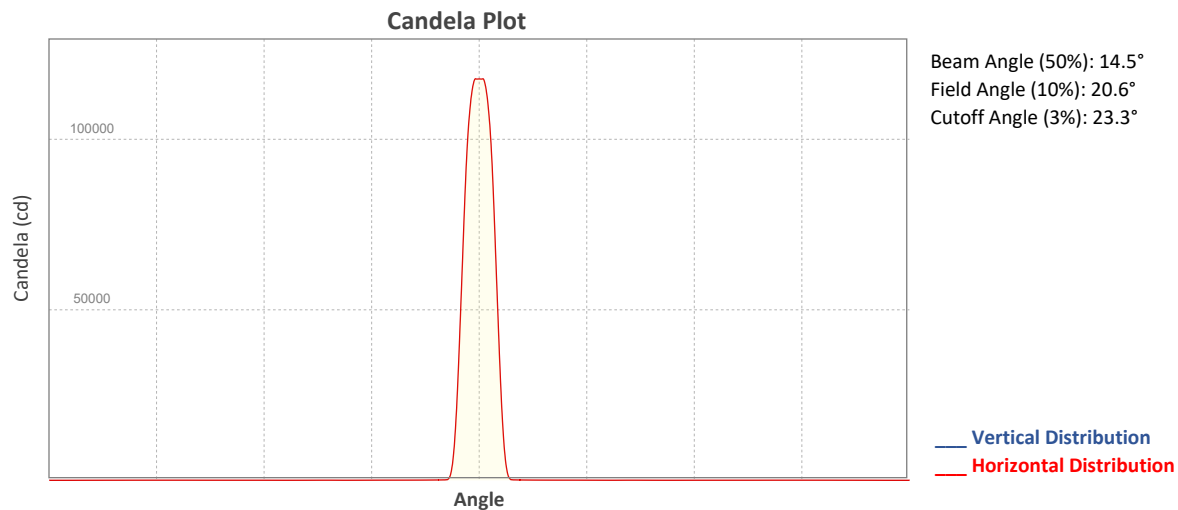


### Beam Intensities from 1-20m (3.3-65.6ft)

Distance	1m	2m	3m	4m	5m	6m	7m	8m	9m	10m
Lux	117645	29411	13072	7353	4706	3268	2401	1838	1452	1176
Distance	11m	12m	13m	14m	15m	16m	17m	18m	19m	20m
Lux	972	817	696	600	523	460	407	363	326	294
Distance	3.3ft	6.6ft	9.8ft	13.1ft	16.4ft	19.7ft	23ft	26.2ft	29.5ft	32.8ft
FC	10930	2732	1214	683	437	304	223	171	135	109
Distance	36.1ft	39.4ft	42.7ft	45.9ft	49.2ft	52.5ft	55.8ft	59.1ft	62.3ft	65.6ft
FC	90	76	65	56	49	43	38	34	30	27

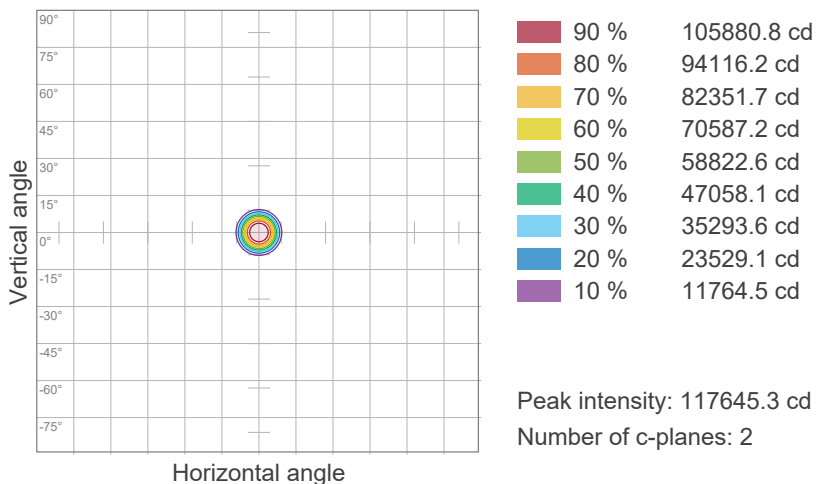
# Photometric & Chromaticity Report

Maverick Storm 3 Beam Wash: 50% Zoom with Both Zoom Zone - White Only

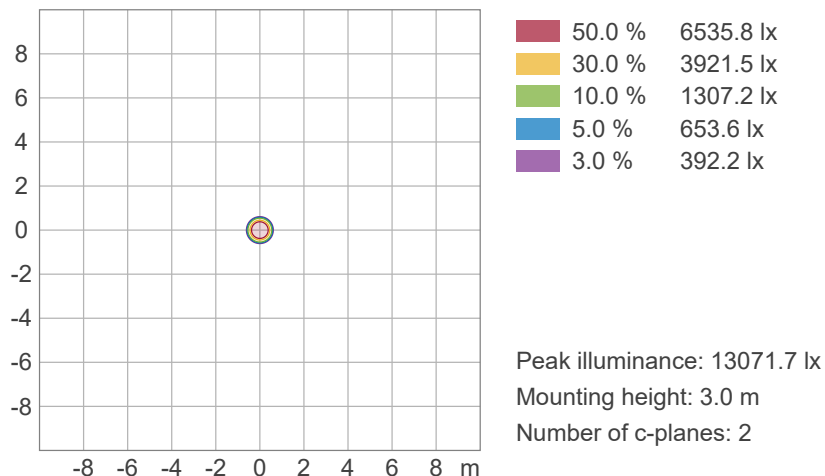


## ISO Diagrams

**ISO Candela Diagram**



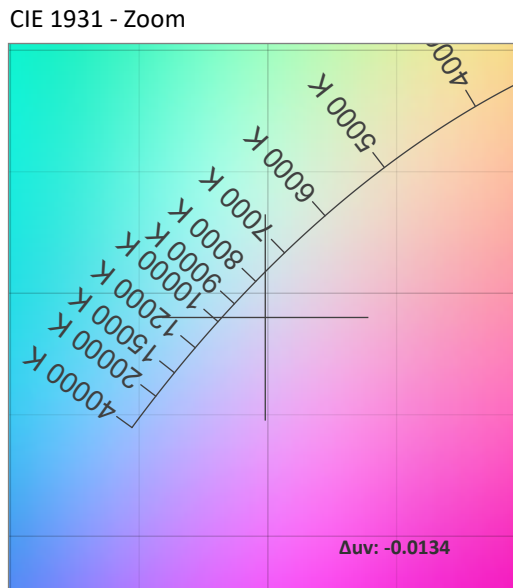
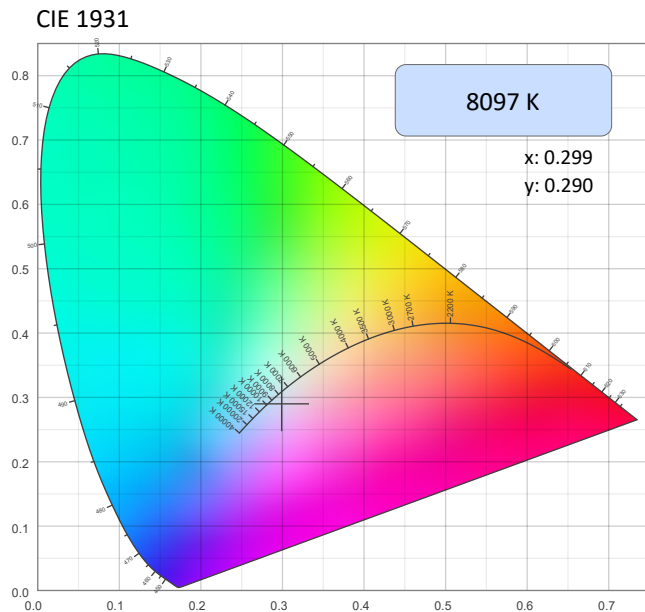
**ISO Lux Diagram**



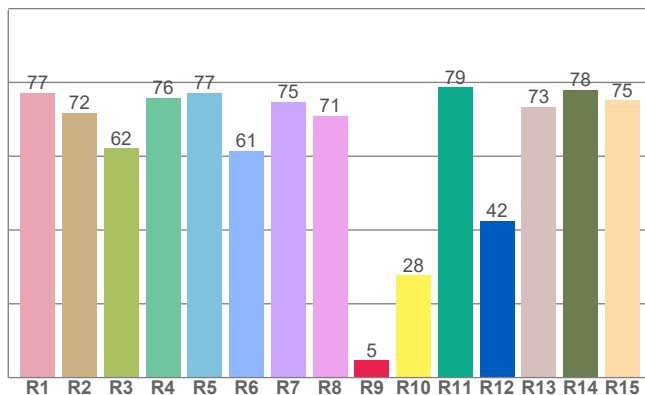
# Photometric & Chromaticity Report

Maverick Storm 3 Beam Wash: 50% Zoom with Both Zoom Zone - White Only

## Chromaticity



CRI: 71.4 (R1-R8)

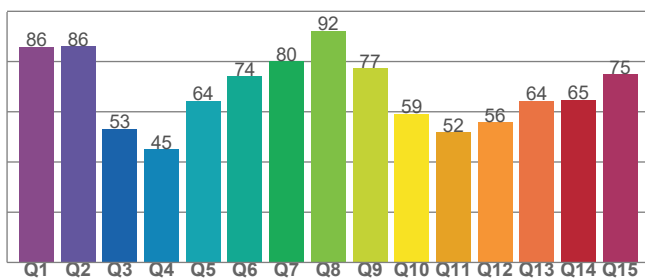


Color Parameters

Color Temperature	Color Coordinate CIE 1931	Color Coordinate CIE 1931
CCT	x	y
8097 K	0.299	0.290

Color Deviation from Black Body Curve	Color Coordinate CIE 1964	Color Coordinate CIE 1964
Δuv	y	u
-0.0134	0.290	0.203

CQS: 65.7



Color Rendering Index	Red Component	Color Quality Scale
CRI	CRI - R9	CQS
71.4	4.6	65.7

Television Lighting Consistency Index	Color Fidelity	Color Gamut
TLCI	TM30 - Rf	TM30 Rg
43	65.9	97.8

# Photometric & Chromaticity Report

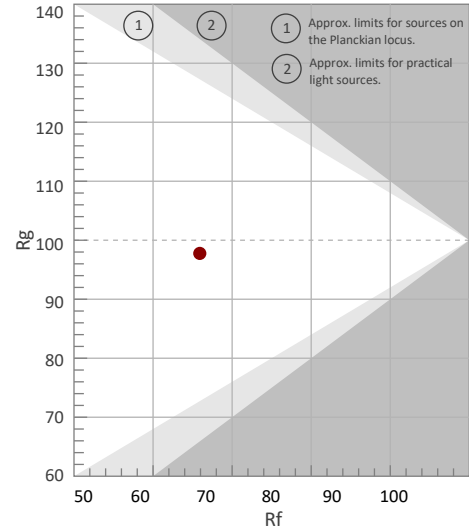
Maverick Storm 3 Beam Wash: 50% Zoom with Both Zoom Zone - White Only

## TM-30 Details

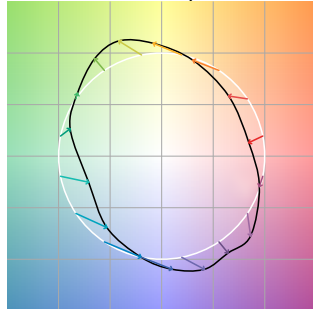
**Rf 65.9**  
Fidelity Index (Rg)

**Rg 97.8**  
Gammut Index (Rg)

Hue Bin	R <sub>f</sub>	Graphic shifts (%)	
		Chroma	Hue
1	73	-15%	-4%
2	68	-14%	12%
3	58	-6%	26%
4	52	6%	29%
5	60	18%	19%
6	78	15%	2%
7	91	2%	-5%
8	79	-8%	-9%
9	75	-26%	11%
10	54	-17%	28%
11	24	-7%	38%
12	57	6%	31%
13	70	16%	19%
14	75	14%	1%
15	75	15%	-16%
16	81	-1%	-10%



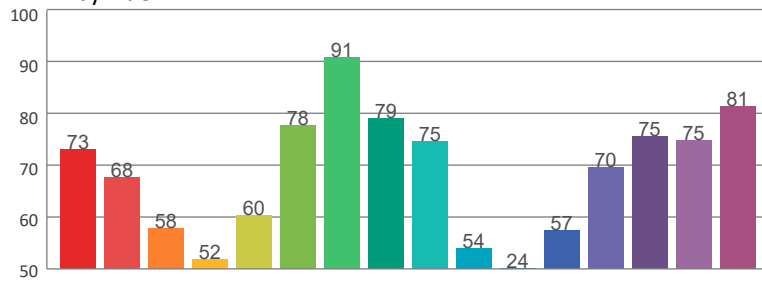
Color Vector Graphic



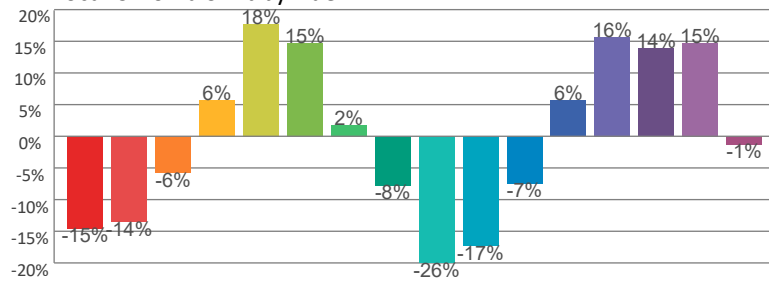
Color Distortion Graphic



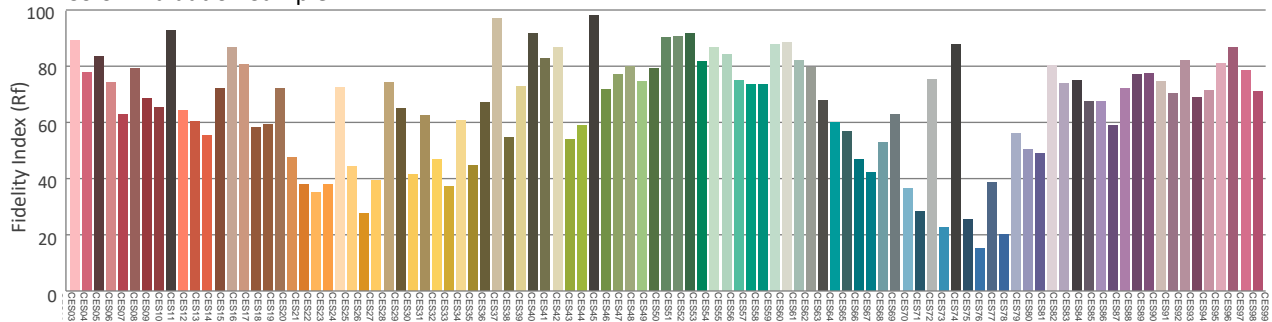
Rf by Hue



Local Chroma Shift by Hue



Color Evaluation Sample



# Photometric & Chromaticity Report

Maverick Storm 3 Beam Wash: 50% Zoom with Both Zoom Zone - White Only - Calibration On

## Report Summary

### Measurements

Fixture Output: 6965 lm  
Fixture Peak: 117673 cd  
Fixture Efficacy: n/a lm/W  
Intensity @ 5m: 4700 lux  
Color Temperature: 8119 K  
CRI: 71.3      CRI R9 Value: 4.7  
CQS: 65.7  
TLCI: 43  
TM-30 Rf: 65.9  
TM-30 Rg: 97.8  
Beam Angle (50%): 14.5°  
Field Angle (10%): 20.6°  
Cutoff Angle (3%): 23.2°

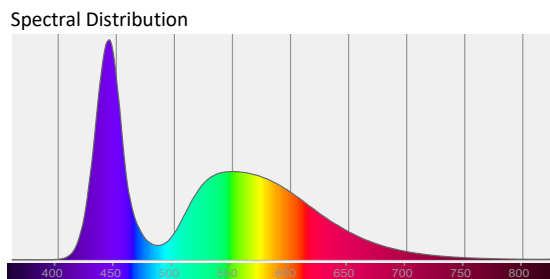
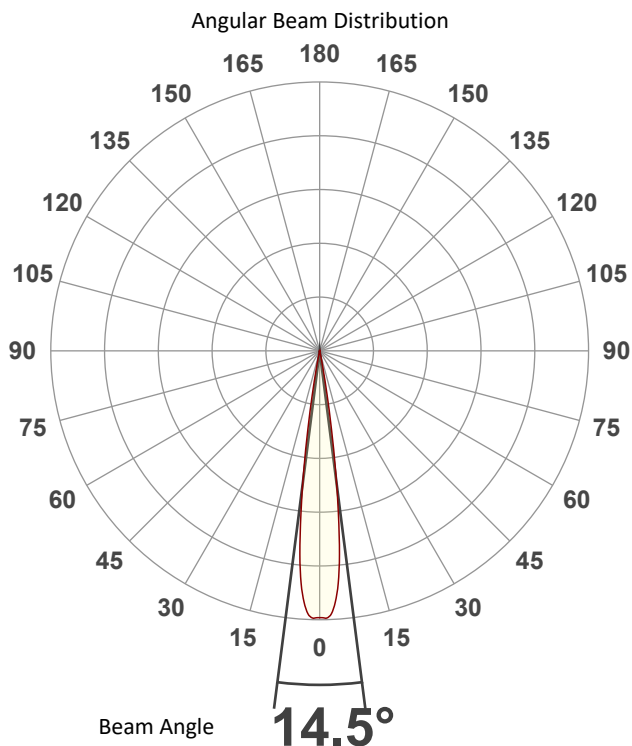


### Conditions

AC Supply: 117 V, 60 Hz  
Power: n/a W  
Current: 0.000 A  
Power Factor: n/a

This data sheet conforms to American National Standard E1.9 – 2007 (R2017). All data was measured and calculated by a Viso Systems LabSpion Goniometer at the Chauvet PD Optics Laboratory in Sunrise, FL on 4/19/2023 to LM-63-2002 Standards.


## Overall Measurement



Tested Color (CIE 1931):

X: 0.299

Y: 0.290



Light Quality

CRI: 71.3

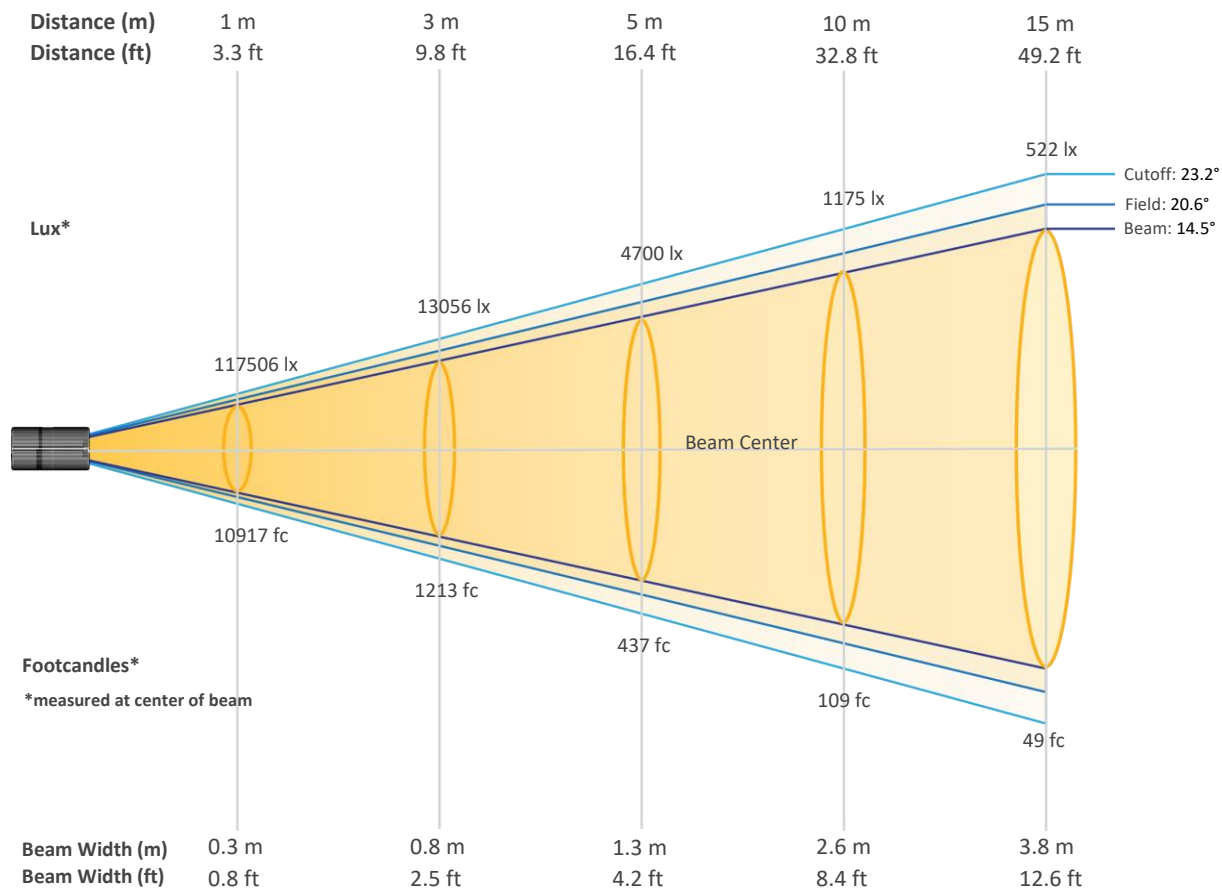
Color Temperature

8119 K

# Photometric & Chromaticity Report

Maverick Storm 3 Beam Wash: 50% Zoom with Both Zoom Zone - White Only - Calibration On

## Beam Details

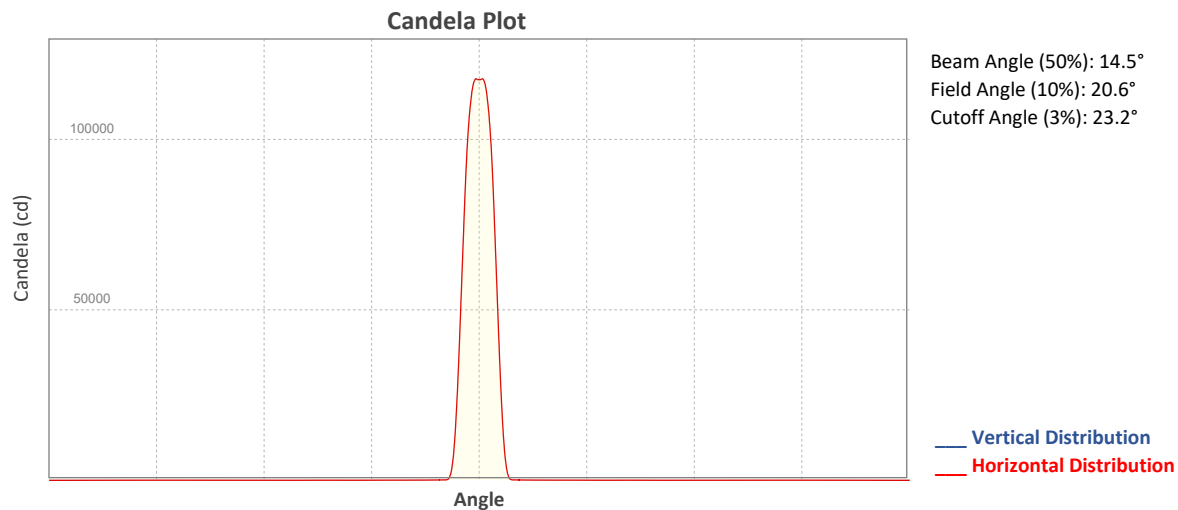


### Beam Intensities from 1-20m (3.3-65.6ft)

Distance	1m	2m	3m	4m	5m	6m	7m	8m	9m	10m
Lux	117506	29377	13056	7344	4700	3264	2398	1836	1451	1175
Distance	11m	12m	13m	14m	15m	16m	17m	18m	19m	20m
Lux	971	816	695	600	522	459	407	363	326	294
Distance	3.3ft	6.6ft	9.8ft	13.1ft	16.4ft	19.7ft	23ft	26.2ft	29.5ft	32.8ft
FC	10917	2729	1213	682	437	303	223	171	135	109
Distance	36.1ft	39.4ft	42.7ft	45.9ft	49.2ft	52.5ft	55.8ft	59.1ft	62.3ft	65.6ft
FC	90	76	65	56	49	43	38	34	30	27

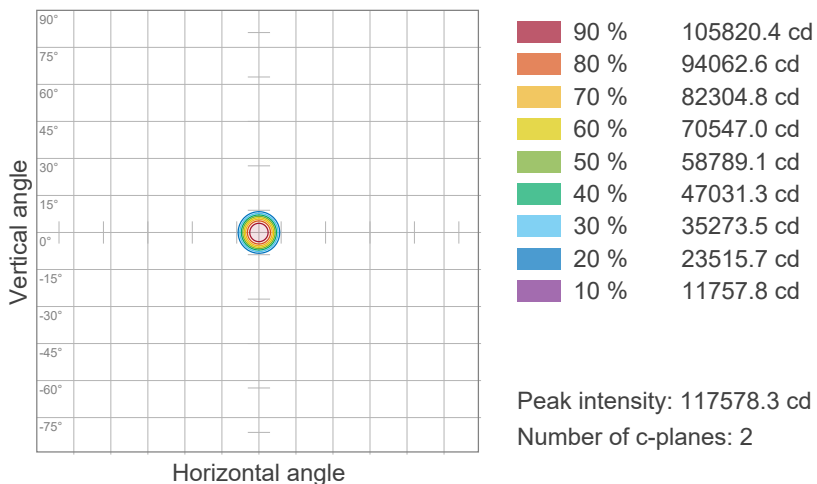
# Photometric & Chromaticity Report

Maverick Storm 3 Beam Wash: 50% Zoom with Both Zoom Zone - White Only - Calibration On

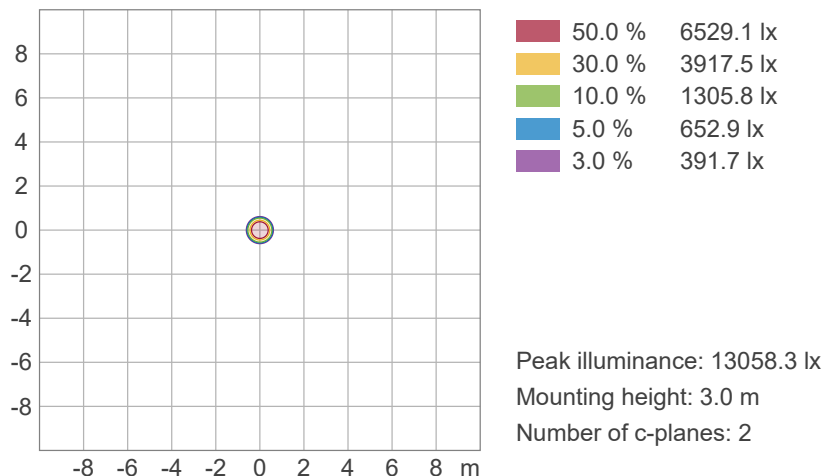


## ISO Diagrams

**ISO Candela Diagram**



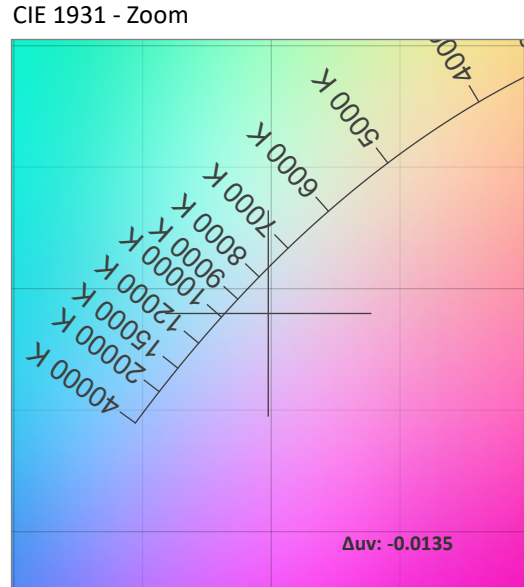
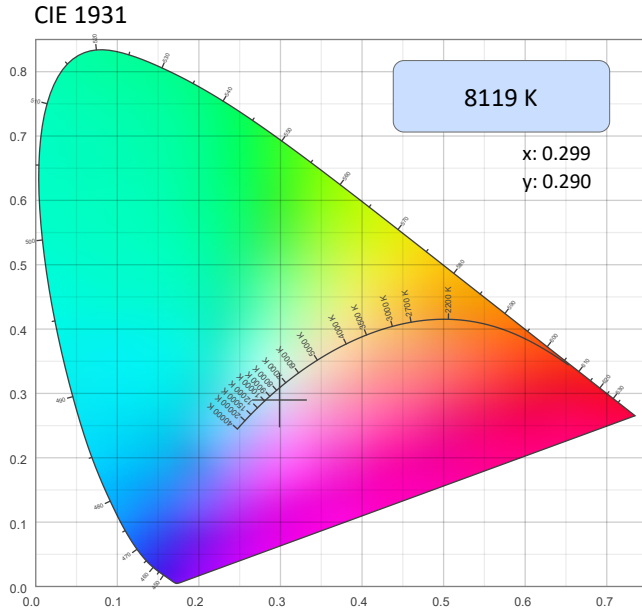
**ISO Lux Diagram**



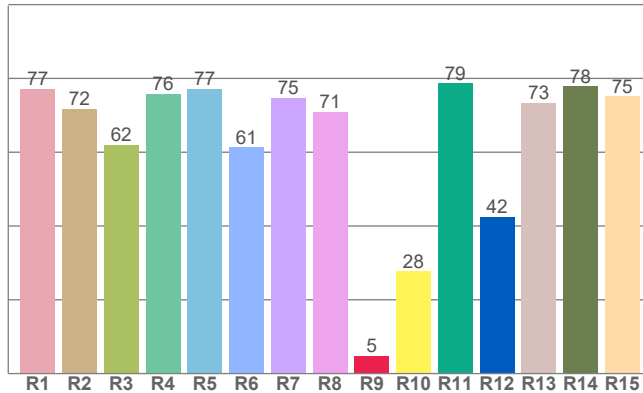
# Photometric & Chromaticity Report

Maverick Storm 3 Beam Wash: 50% Zoom with Both Zoom Zone - White Only - Calibration On

## Chromaticity



CRI: 71.3 (R1-R8)

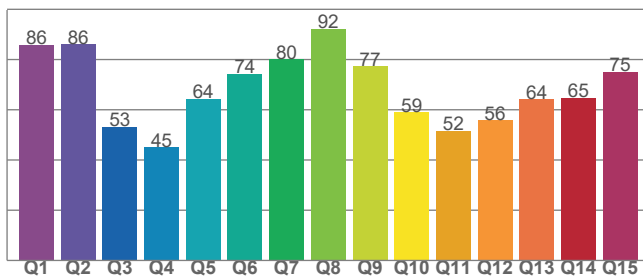


Color Parameters

Color Temperature	Color Coordinate CIE 1931	Color Coordinate CIE 1931
CCT	x	y
8119 K	0.299	0.290

Color Deviation from Black Body Curve	Color Coordinate CIE 1964	Color Coordinate CIE 1964
$\Delta uv$	y	u
-0.0135	0.290	0.203

CQS: 65.7



Color Rendering Index	Red Component	Color Quality Scale
CRI	CRI - R9	CQS
71.3	4.7	65.7

Television Lighting Consistency Index	Color Fidelity	Color Gamut
TLCI	TM30 - Rf	TM30 Rg
43	65.9	97.8



# Photometric & Chromaticity Report

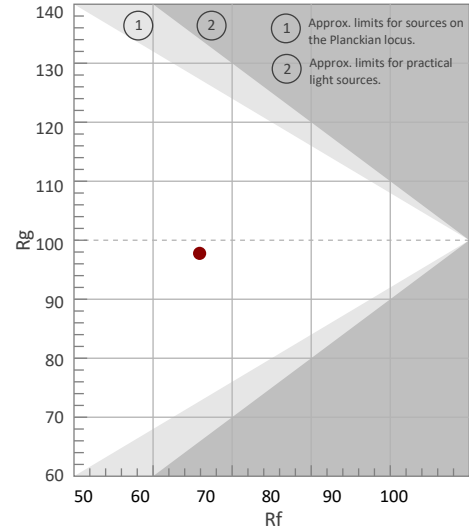
Maverick Storm 3 Beam Wash: 50% Zoom with Both Zoom Zone - White Only - Calibration On

## TM-30 Details

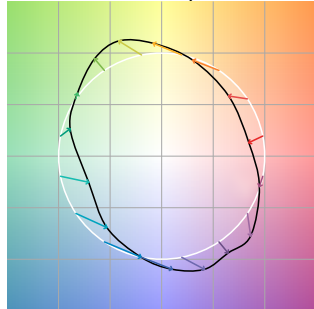
**Rf 65.9**  
Fidelity Index (Rg)

**Rg 97.8**  
Gammut Index (Rg)

Hue Bin	R <sub>f</sub>	Graphic shifts (%)	
		Chroma	Hue
1	73	-15%	-4%
2	68	-14%	12%
3	58	-6%	26%
4	52	6%	29%
5	60	18%	19%
6	78	15%	2%
7	91	2%	-5%
8	79	-8%	-9%
9	75	-26%	11%
10	54	-17%	28%
11	24	-7%	38%
12	57	6%	31%
13	70	16%	19%
14	75	14%	1%
15	75	15%	-16%
16	81	-1%	-10%



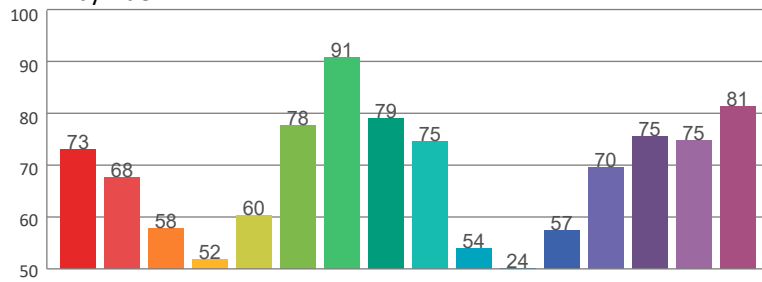
Color Vector Graphic



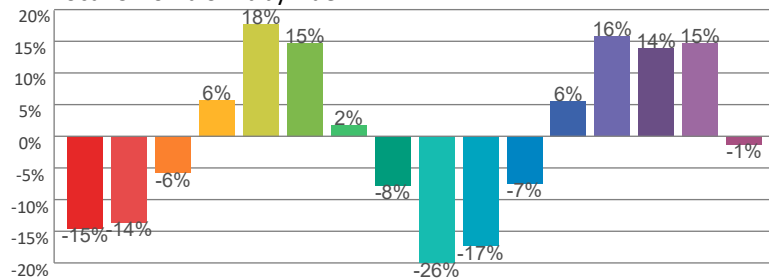
Color Distortion Graphic



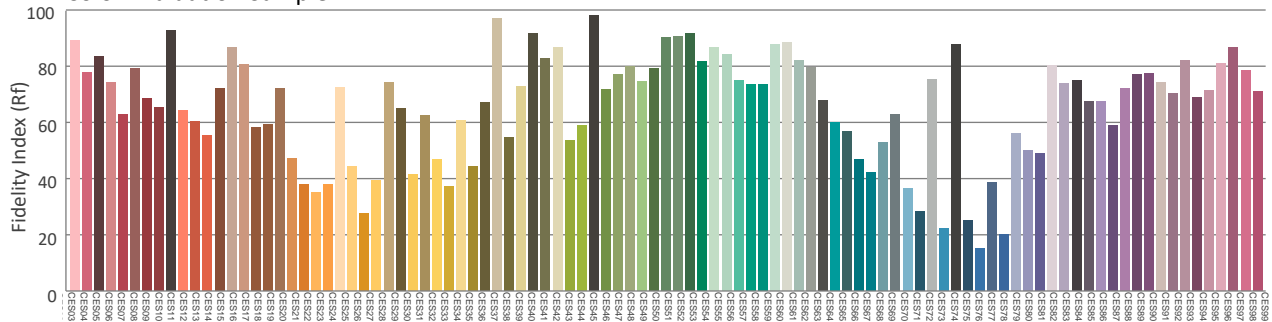
Rf by Hue



Local Chroma Shift by Hue



Color Evaluation Sample



# Photometric & Chromaticity Report

Maverick Storm 3 Beam Wash: 50% Zoom with Both Zoom Zone - 3200K - Calibration Off

## Report Summary

### Measurements

Fixture Output: 7465 lm  
Fixture Peak: 132097 cd  
Fixture Efficacy: n/a lm/W  
Intensity @ 5m: 5284 lux  
Color Temperature: 3181 K  
CRI: 21.2    CRI R9 Value: -186.4  
CQS: 44.7  
TLCI: 13  
TM-30 Rf: 50.7  
TM-30 Rg: 112.4  
Beam Angle (50%): 14.2°  
Field Angle (10%): 20.4°  
Cutoff Angle (3%): 23.4°

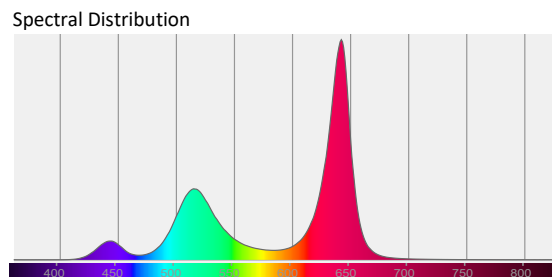
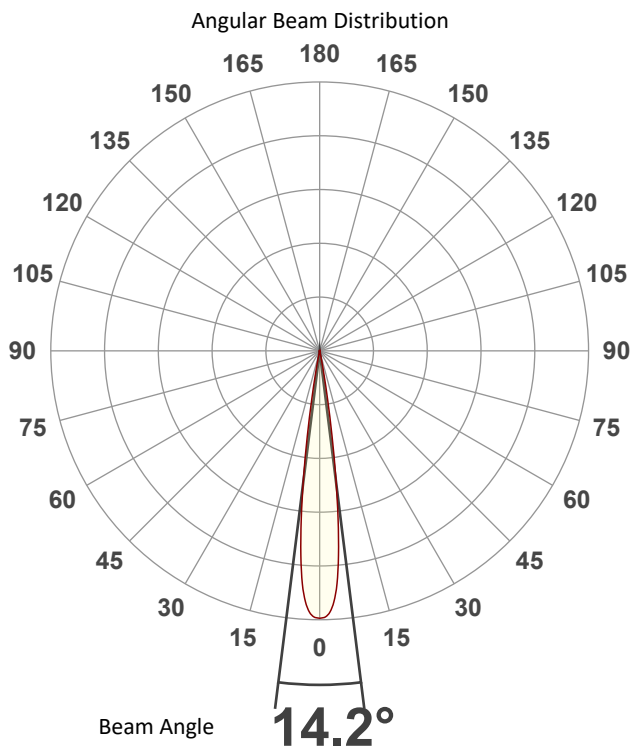


### Conditions

AC Supply: 118 V, 60 Hz  
Power: n/a W  
Current: 0.000 A  
Power Factor: n/a

This data sheet conforms to American National Standard E1.9 – 2007 (R2017). All data was measured and calculated by a Viso Systems LabSpion Goniometer at the Chauvet PD Optics Laboratory in Sunrise, FL on 4/19/2023 to LM-63-2002 Standards.

## Overall Measurement



Tested Color (CIE 1931):  
X: 0.430  
Y: 0.412

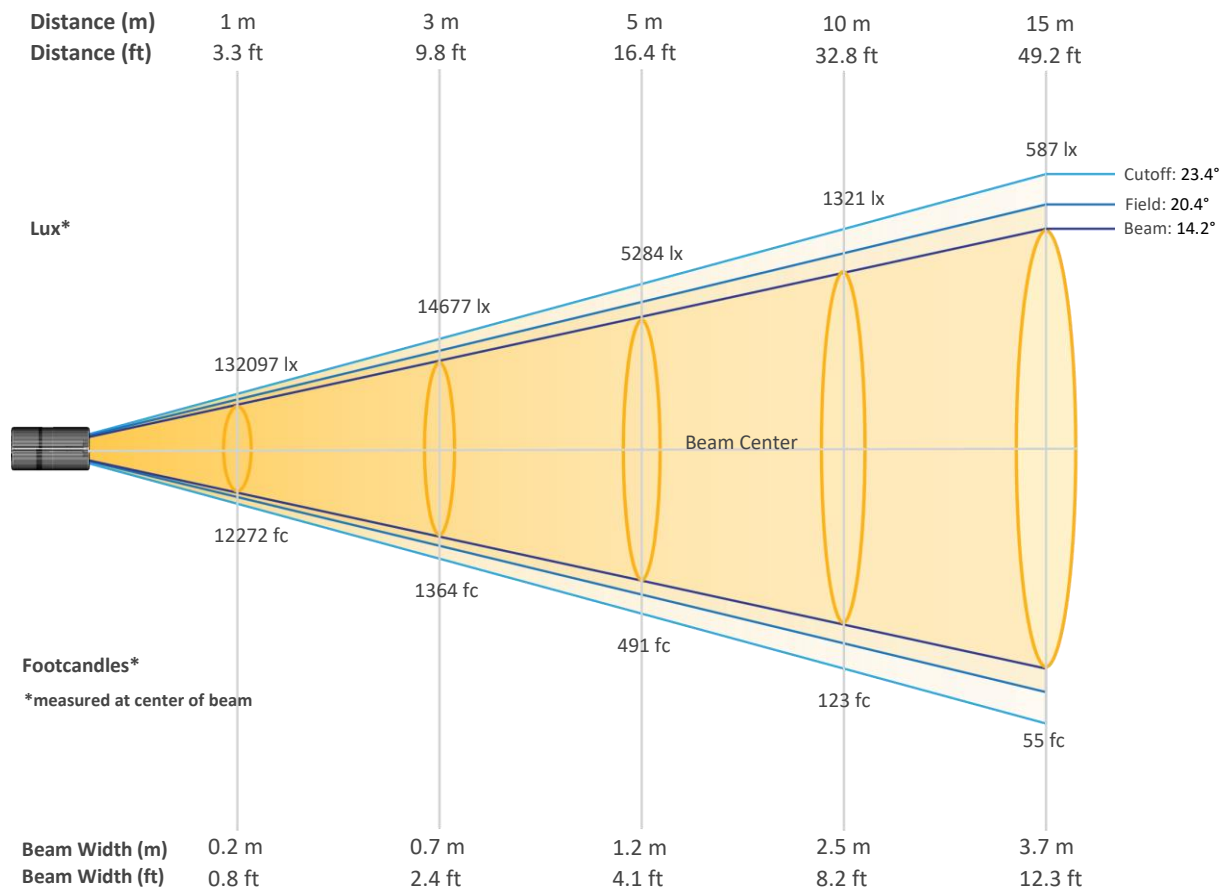
Light Quality  
CRI: 21.2

Color Temperature  
3181 K

# Photometric & Chromaticity Report

Maverick Storm 3 Beam Wash: 50% Zoom with Both Zoom Zone - 3200K - Calibration Off

## Beam Details

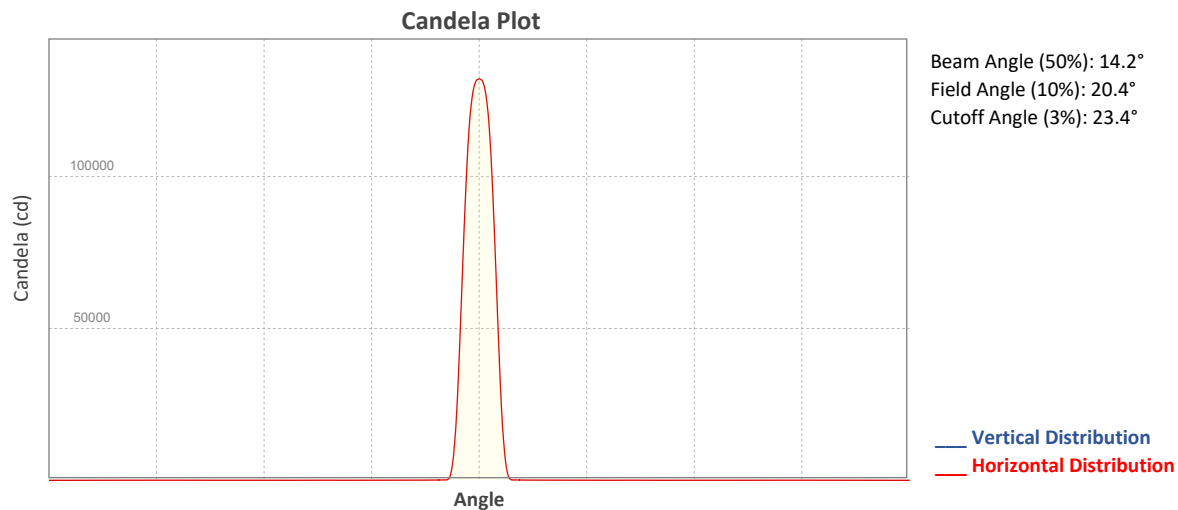


### Beam Intensities from 1-20m (3.3-65.6ft)

Distance	1m	2m	3m	4m	5m	6m	7m	8m	9m	10m
Lux	132097	33024	14677	8256	5284	3669	2696	2064	1631	1321
Distance	11m	12m	13m	14m	15m	16m	17m	18m	19m	20m
Lux	1092	917	782	674	587	516	457	408	366	330
Distance	3.3ft	6.6ft	9.8ft	13.1ft	16.4ft	19.7ft	23ft	26.2ft	29.5ft	32.8ft
FC	12272	3068	1364	767	491	341	250	192	152	123
Distance	36.1ft	39.4ft	42.7ft	45.9ft	49.2ft	52.5ft	55.8ft	59.1ft	62.3ft	65.6ft
FC	101	85	73	63	55	48	42	38	34	31

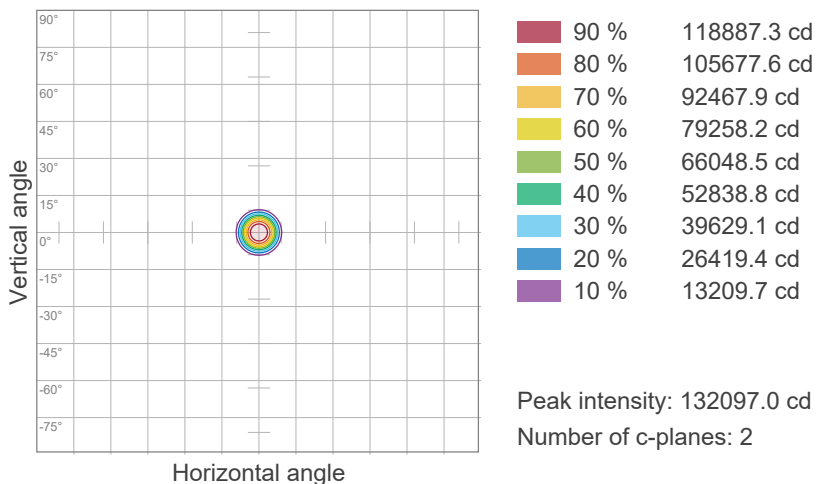
# Photometric & Chromaticity Report

Maverick Storm 3 Beam Wash: 50% Zoom with Both Zoom Zone - 3200K - Calibration Off

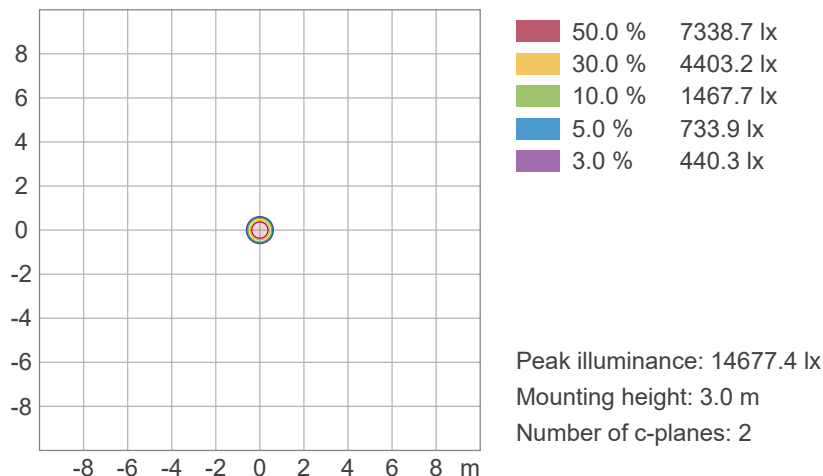


## ISO Diagrams

### ISO Candela Diagram



### ISO Lux Diagram

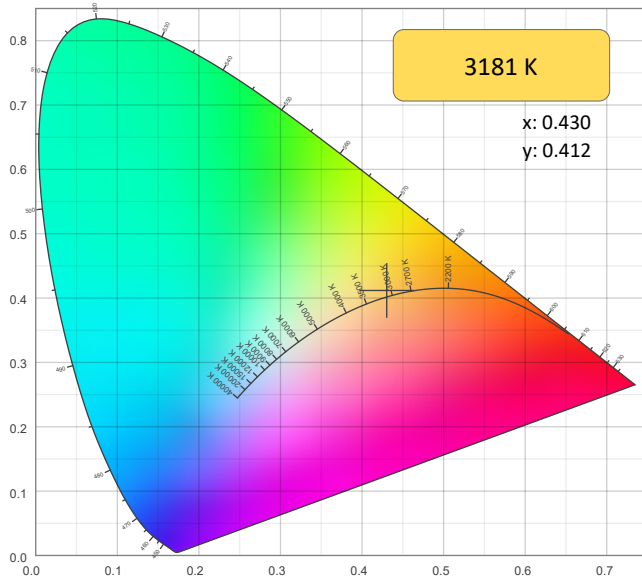


# Photometric & Chromaticity Report

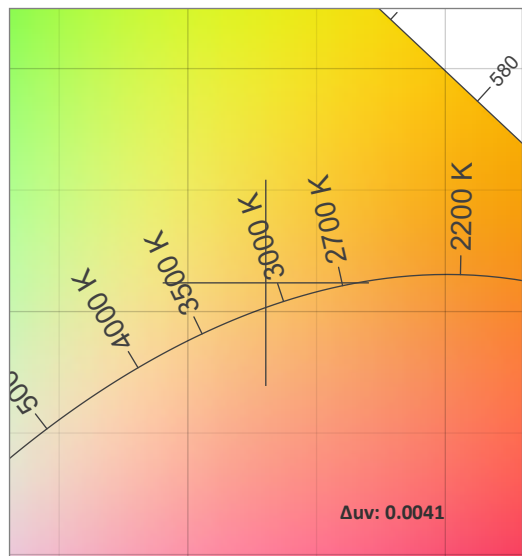
Maverick Storm 3 Beam Wash: 50% Zoom with Both Zoom Zone - 3200K - Calibration Off

## Chromaticity

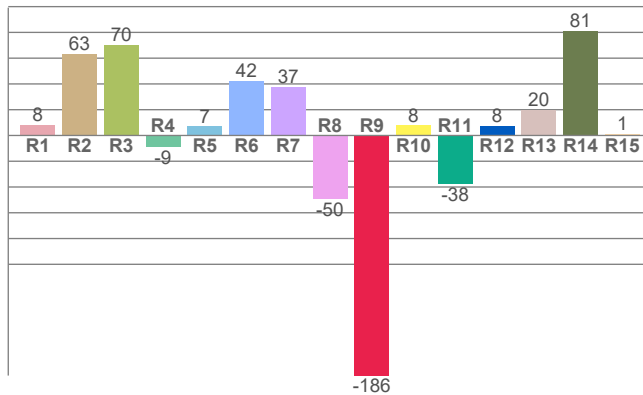
CIE 1931



CIE 1931 - Zoom



CRI: 21.2 (R1-R8)

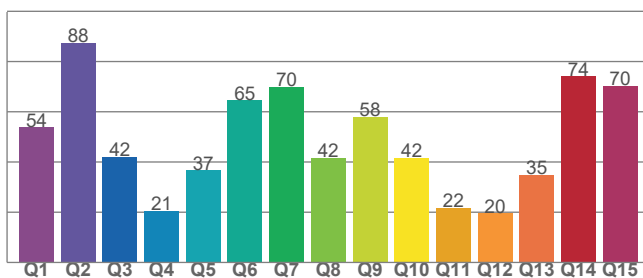


Color Parameters

Color Temperature	Color Coordinate CIE 1931	Color Coordinate CIE 1931
CCT	x	y
3181 K	0.430	0.412

Color Deviation from Black Body Curve	Color Coordinate CIE 1964	Color Coordinate CIE 1964
$\Delta uv$	y	u
0.0041	0.412	0.243

CQS: 44.7



Color Rendering Index	Red Component	Color Quality Scale
CRI	CRI - R9	CQS
21.2	-186.4	44.7

Television Lighting Consistency Index	Color Fidelity	Color Gamut
TLCI	TM30 - Rf	TM30 Rg
13	50.7	112.4



# Photometric & Chromaticity Report

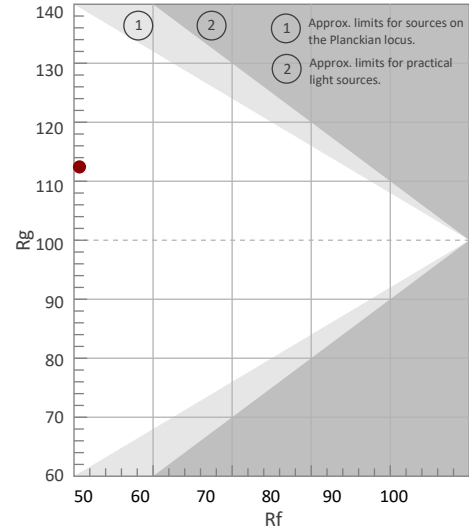
Maverick Storm 3 Beam Wash: 50% Zoom with Both Zoom Zone - 3200K - Calibration Off

## TM-30 Details

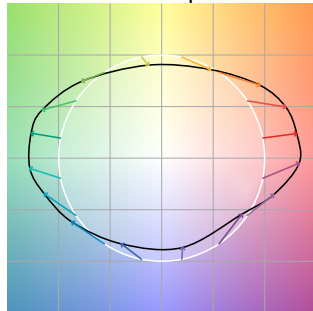
**Rf 50.7**  
Fidelity Index (Rg)

**Rg 112.4**  
Gammut Index (Rg)


Hue Bin	R <sub>f</sub>	Graphic shifts (%)	
		Chroma	Hue
1	38	33%	-2%
2	34	28%	-26%
3	23	12%	-40%
4	53	-7%	-30%
5	78	-9%	-5%
6	64	5%	23%
7	47	22%	26%
8	51	29%	1%
9	55	27%	-15%
10	36	14%	-34%
11	44	0%	-38%
12	63	-11%	-22%
13	80	-11%	3%
14	54	-12%	34%
15	49	10%	31%
16	51	32%	21%



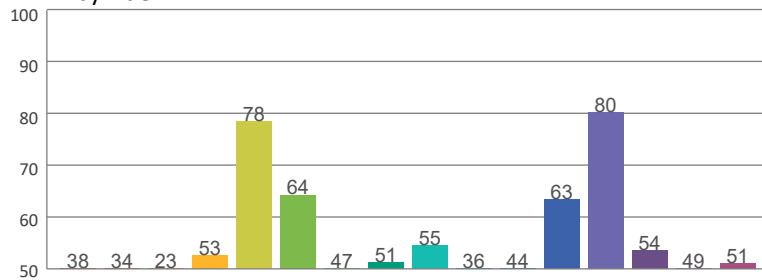
Color Vector Graphic



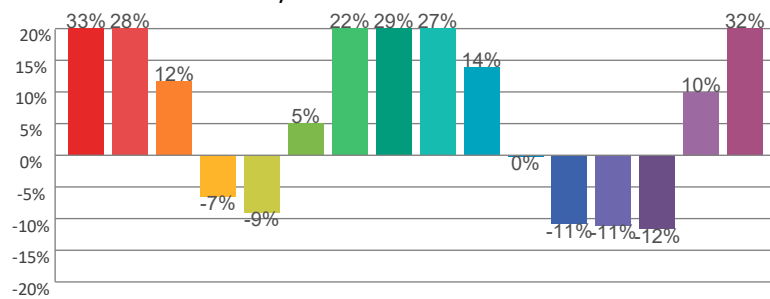
Color Distortion Graphic



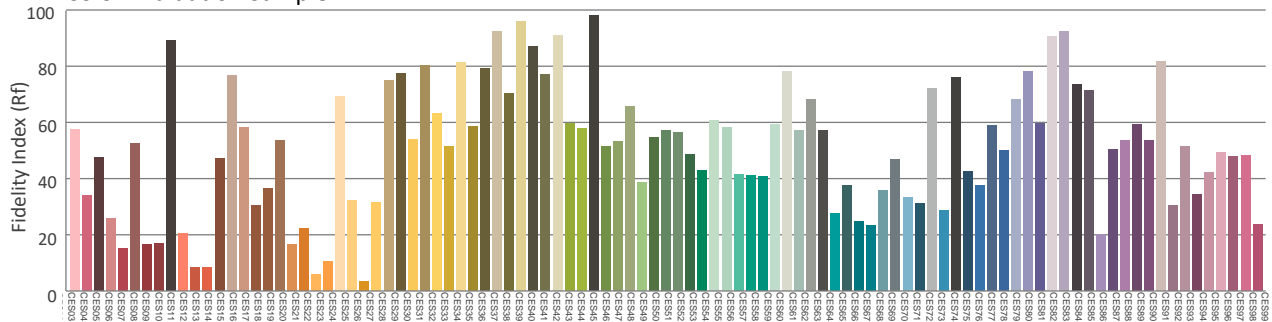
Rf by Hue



Local Chroma Shift by Hue



Color Evaluation Sample



# Photometric & Chromaticity Report

Maverick Storm 3 Beam Wash: 50% Zoom with Both Zoom Zone - 4000K - Calibration Off

## Report Summary

### Measurements

Fixture Output: 7402 lm  
Fixture Peak: 129616 cd  
Fixture Efficacy: n/a lm/W  
Intensity @ 5m: 5185 lux  
Color Temperature: 3979 K  
CRI: 44.4    CRI R9 Value: -135.4  
CQS: 61.7  
TLCI: 23  
TM-30 Rf: 64.8  
TM-30 Rg: 118.7  
Beam Angle (50%): 14.2°  
Field Angle (10%): 20.3°  
Cutoff Angle (3%): 23.4°

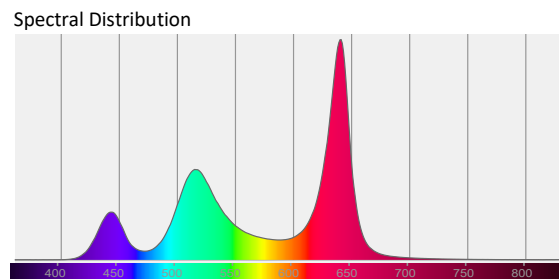
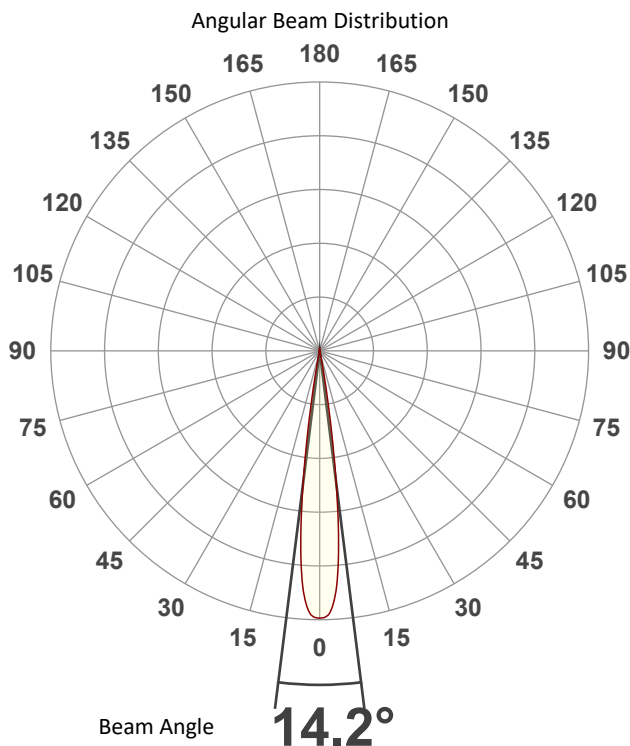


### Conditions

AC Supply: 118 V, 60 Hz  
Power: n/a W  
Current: 0.000 A  
Power Factor: n/a

This data sheet conforms to American National Standard E1.9 – 2007 (R2017). All data was measured and calculated by a Viso Systems LabSpion Goniometer at the Chauvet PD Optics Laboratory in Sunrise, FL on 4/19/2023 to LM-63-2002 Standards.


## Overall Measurement



Tested Color (CIE 1931):

X: 0.385

Y: 0.388



Light Quality

CRI: 44.4

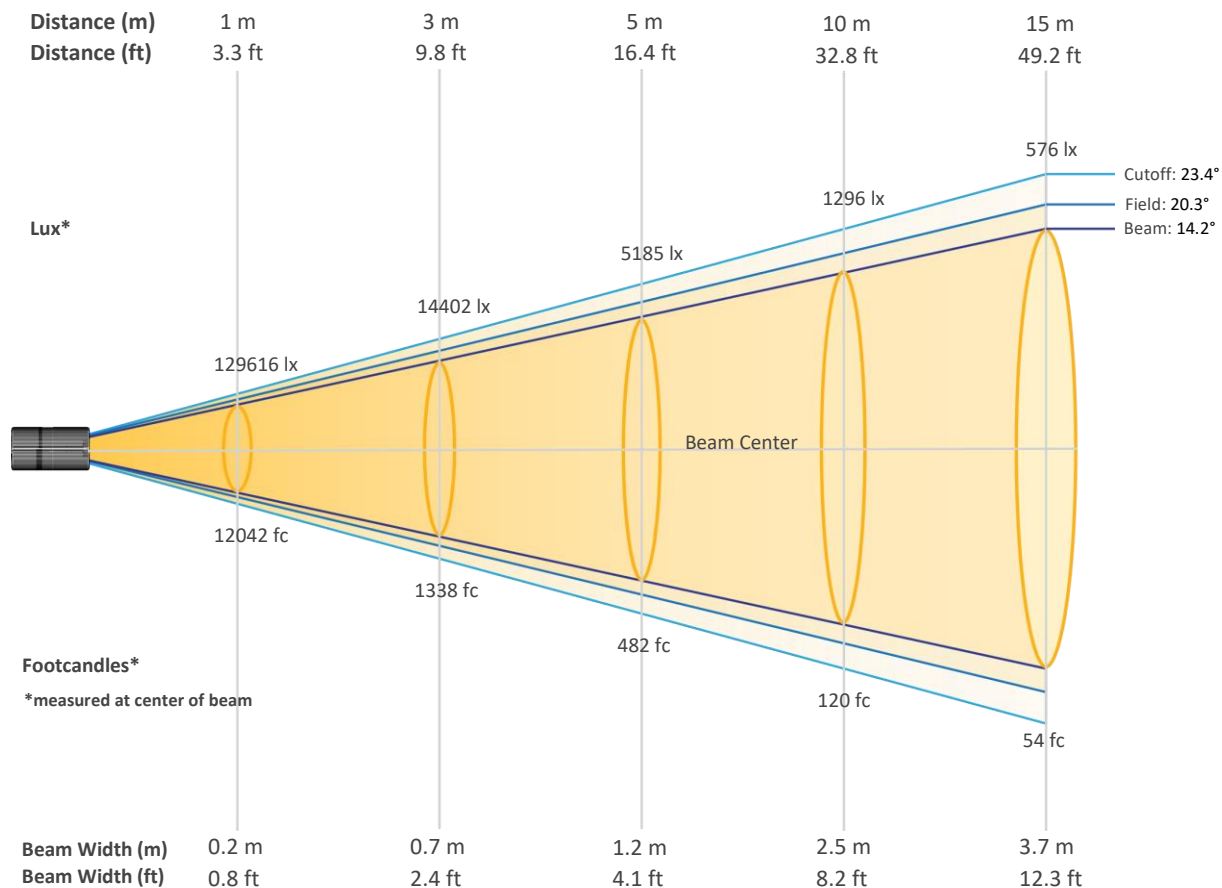
Color Temperature

3979 K

# Photometric & Chromaticity Report

Maverick Storm 3 Beam Wash: 50% Zoom with Both Zoom Zone - 4000K - Calibration Off

## Beam Details



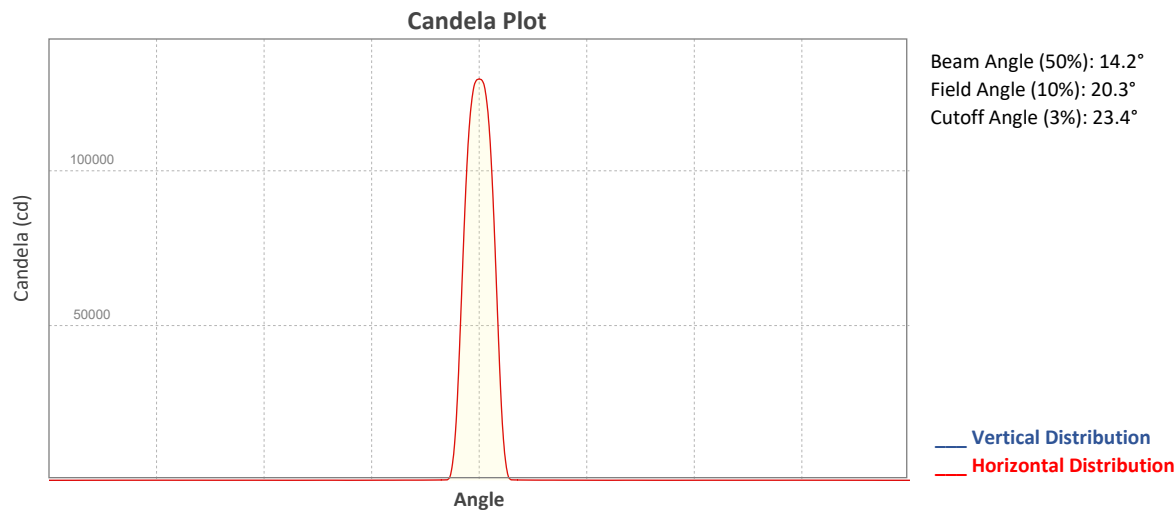
### Beam Intensities from 1-20m (3.3-65.6ft)

Distance	1m	2m	3m	4m	5m	6m	7m	8m	9m	10m
Lux	129616	32404	14402	8101	5185	3600	2645	2025	1600	1296
Distance	11m	12m	13m	14m	15m	16m	17m	18m	19m	20m
Lux	1071	900	767	661	576	506	448	400	359	324
Distance	3.3ft	6.6ft	9.8ft	13.1ft	16.4ft	19.7ft	23ft	26.2ft	29.5ft	32.8ft
FC	12042	3010	1338	753	482	334	246	188	149	120
Distance	36.1ft	39.4ft	42.7ft	45.9ft	49.2ft	52.5ft	55.8ft	59.1ft	62.3ft	65.6ft
FC	100	84	71	61	54	47	42	37	33	30



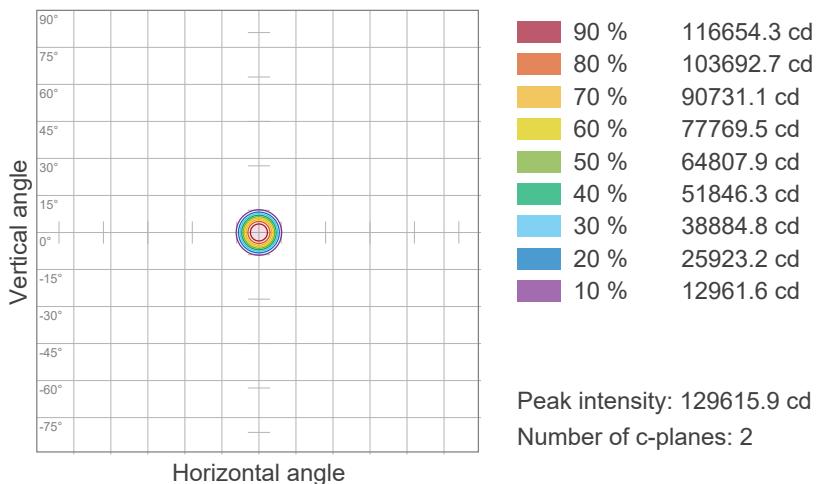
# Photometric & Chromaticity Report

Maverick Storm 3 Beam Wash: 50% Zoom with Both Zoom Zone - 4000K - Calibration Off

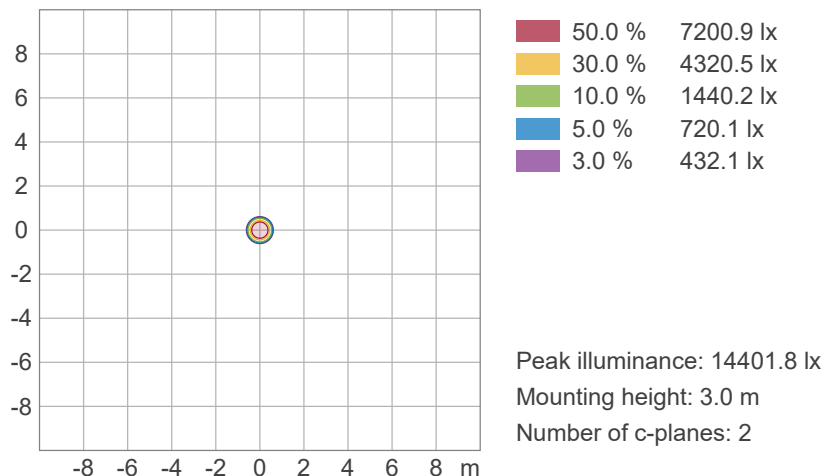


## ISO Diagrams

### ISO Candela Diagram



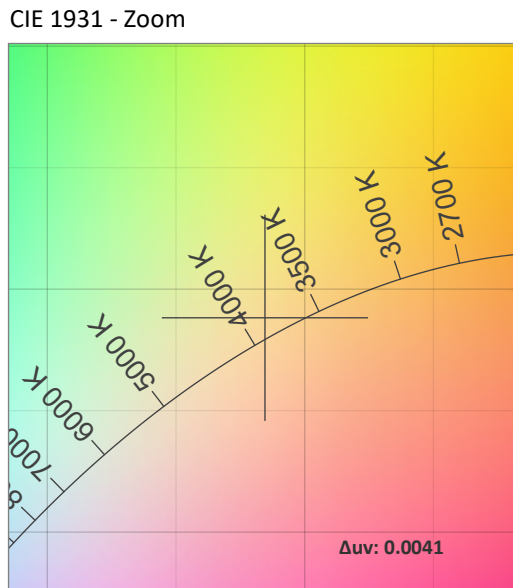
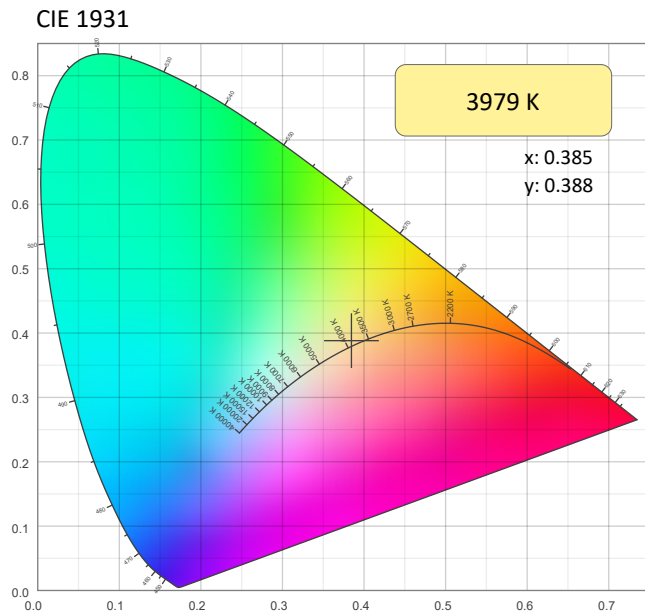
### ISO Lux Diagram



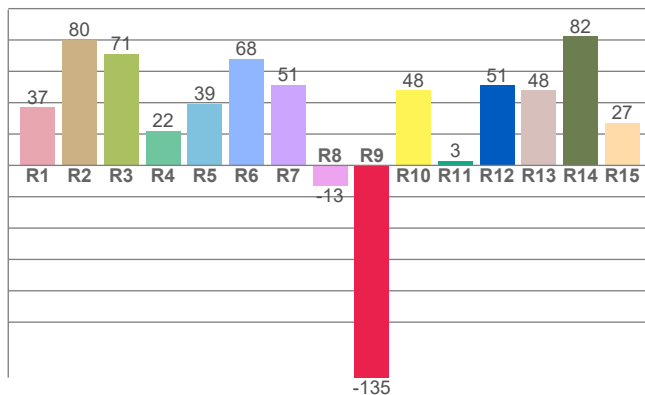
# Photometric & Chromaticity Report

Maverick Storm 3 Beam Wash: 50% Zoom with Both Zoom Zone - 4000K - Calibration Off

## Chromaticity



CRI: 44.4 (R1-R8)

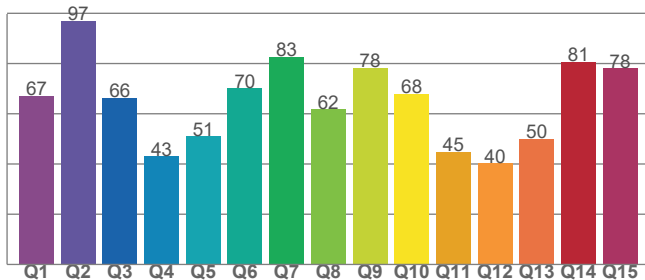


Color Parameters

Color Temperature	Color Coordinate CIE 1931	Color Coordinate CIE 1931
CCT	x	y
3979 K	0.385	0.388

Color Deviation from Black Body Curve	Color Coordinate CIE 1964	Color Coordinate CIE 1964
Δuv	y	u
0.0041	0.388	0.223

CQS: 61.7



Color Rendering Index	Red Component	Color Quality Scale
CRI	CRI - R9	CQS
44.4	-135.4	61.7

Television Lighting Consistency Index	Color Fidelity	Color Gamut
TLCI	TM30 - Rf	TM30 Rg
23	64.8	118.7

# Photometric & Chromaticity Report

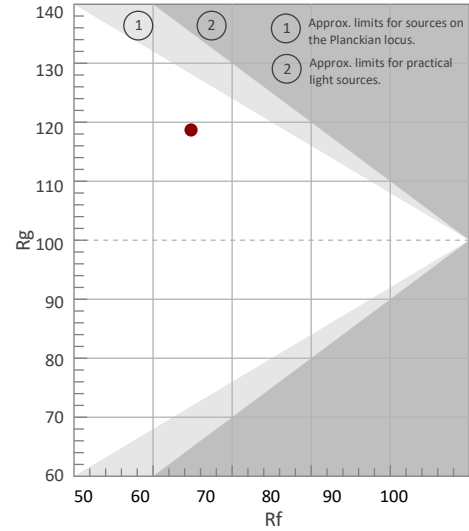
Maverick Storm 3 Beam Wash: 50% Zoom with Both Zoom Zone - 4000K - Calibration Off

## TM-30 Details

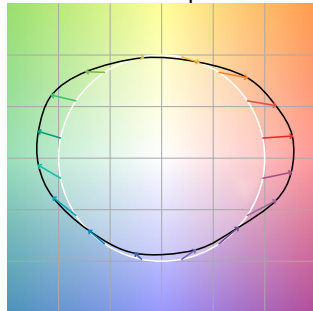
**Rf 64.8**  
Fidelity Index (Rg)

**Rg 118.7**  
Gammut Index (Rg)


Hue Bin	R <sub>f</sub>	Graphic shifts (%)	
		Chroma	Hue
1	51	28%	-4%
2	51	20%	-19%
3	48	11%	-26%
4	72	-2%	-17%
5	86	-1%	-2%
6	74	10%	14%
7	62	23%	9%
8	62	22%	-2%
9	66	18%	-16%
10	53	9%	-27%
11	69	-2%	-20%
12	81	-4%	-7%
13	78	-6%	15%
14	67	-3%	24%
15	58	15%	27%
16	56	26%	11%



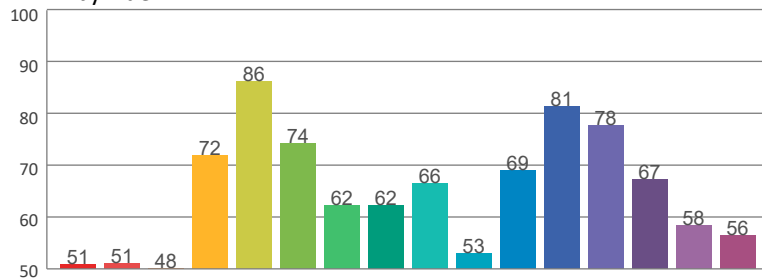
Color Vector Graphic



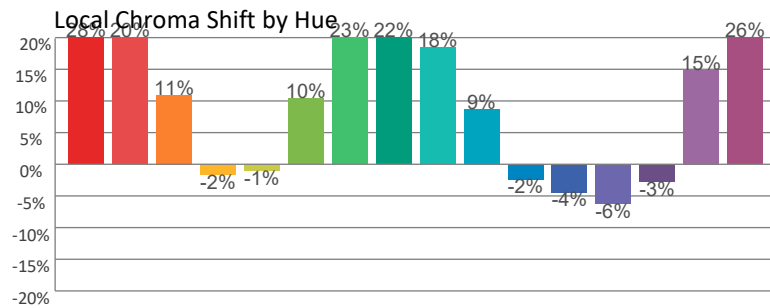
Color Distortion Graphic



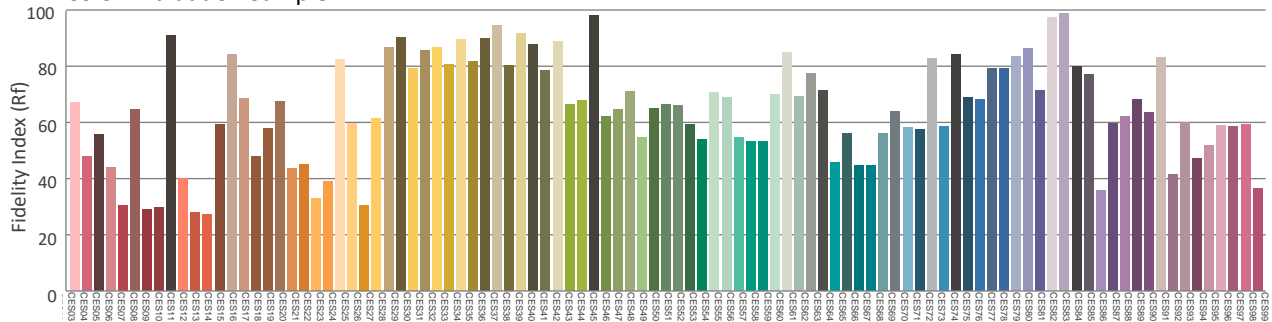
Rf by Hue



Local Chroma Shift by Hue



Color Evaluation Sample



# Photometric & Chromaticity Report

Maverick Storm 3 Beam Wash: 50% Zoom with Both Zoom Zone - 5600K - Calibration Off

## Report Summary

### Measurements

Fixture Output: 8959 lm  
Fixture Peak: 157103 cd  
Fixture Efficacy: n/a lm/W  
Intensity @ 5m: 6284 lux  
Color Temperature: 5621 K  
CRI: 76.9    CRI R9 Value: -4.1  
CQS: 85.4  
TLCI: 61  
TM-30 Rf: 82.0  
TM-30 Rg: 114.9  
Beam Angle (50%): 14.3°  
Field Angle (10%): 20.5°  
Cutoff Angle (3%): 23.2°

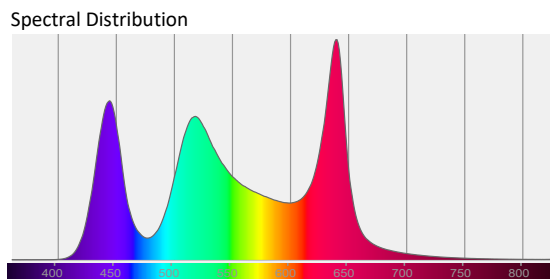
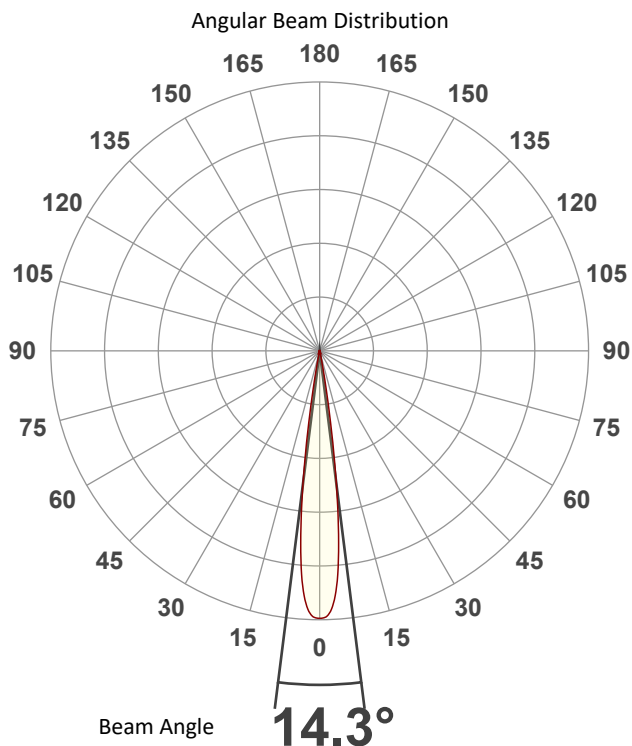


### Conditions

AC Supply: 118 V, 60 Hz  
Power: n/a W  
Current: 0.000 A  
Power Factor: n/a

This data sheet conforms to American National Standard E1.9 – 2007 (R2017). All data was measured and calculated by a Viso Systems LabSpion Goniometer at the Chauvet PD Optics Laboratory in Sunrise, FL on 4/19/2023 to LM-63-2002 Standards.

## Overall Measurement



Tested Color (CIE 1931):

X: 0.330

Y: 0.349



Light Quality

CRI: 76.9

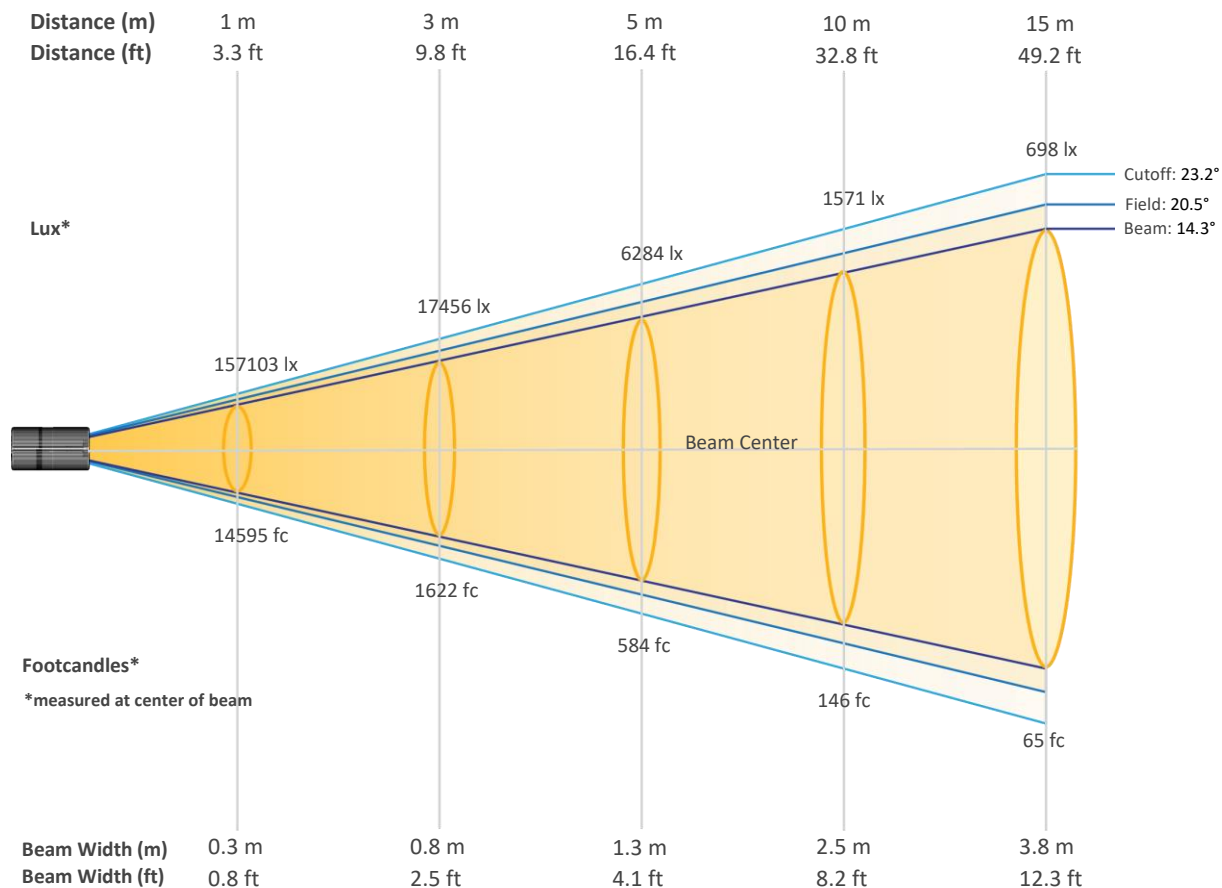
Color Temperature

5621 K

# Photometric & Chromaticity Report

Maverick Storm 3 Beam Wash: 50% Zoom with Both Zoom Zone - 5600K - Calibration Off

## Beam Details

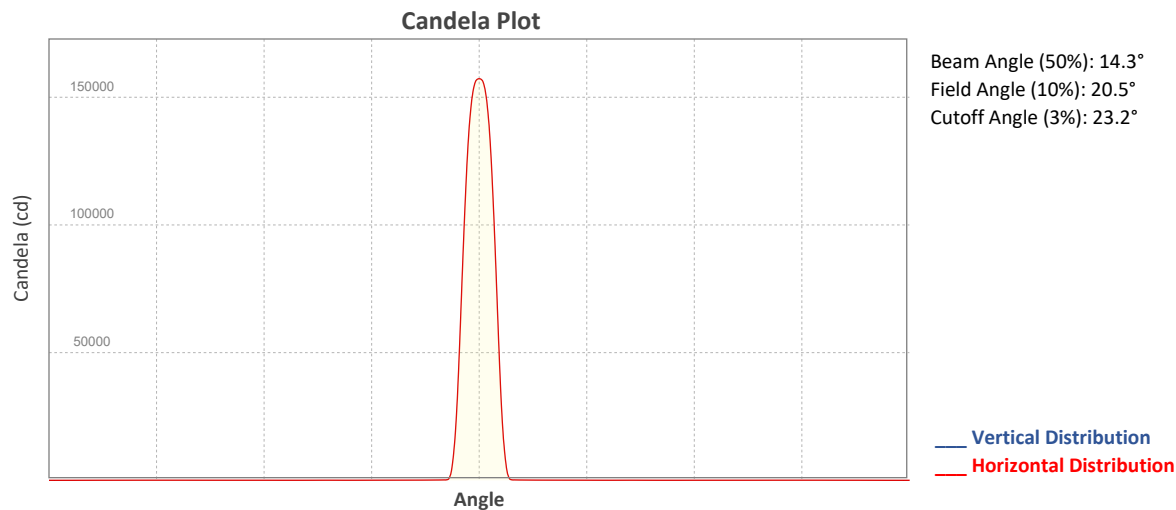


### Beam Intensities from 1-20m (3.3-65.6ft)

Distance	1m	2m	3m	4m	5m	6m	7m	8m	9m	10m
Lux	157103	39276	17456	9819	6284	4364	3206	2455	1940	1571
Distance	11m	12m	13m	14m	15m	16m	17m	18m	19m	20m
Lux	1298	1091	930	802	698	614	544	485	435	393
Distance	3.3ft	6.6ft	9.8ft	13.1ft	16.4ft	19.7ft	23ft	26.2ft	29.5ft	32.8ft
FC	14595	3649	1622	912	584	405	298	228	180	146
Distance	36.1ft	39.4ft	42.7ft	45.9ft	49.2ft	52.5ft	55.8ft	59.1ft	62.3ft	65.6ft
FC	121	101	86	74	65	57	51	45	40	36

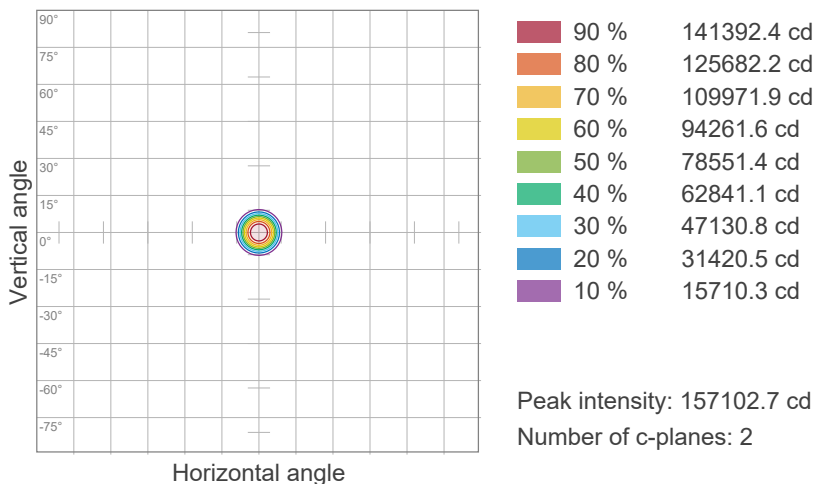
# Photometric & Chromaticity Report

Maverick Storm 3 Beam Wash: 50% Zoom with Both Zoom Zone - 5600K - Calibration Off

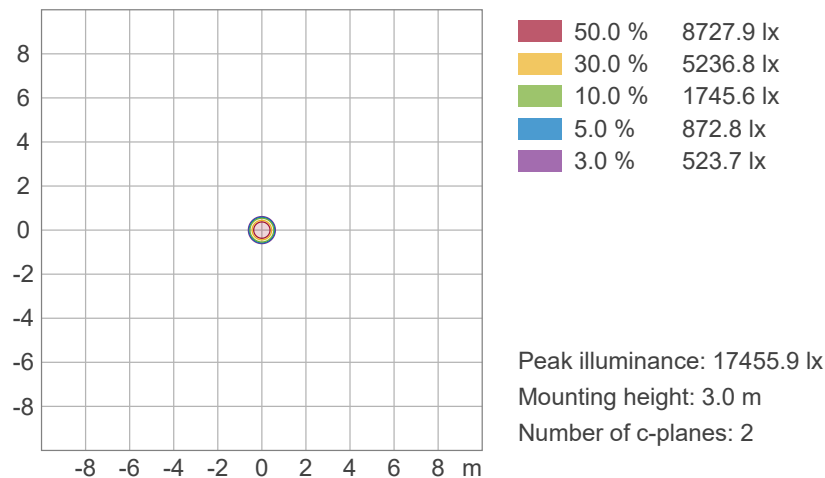


## ISO Diagrams

### ISO Candela Diagram



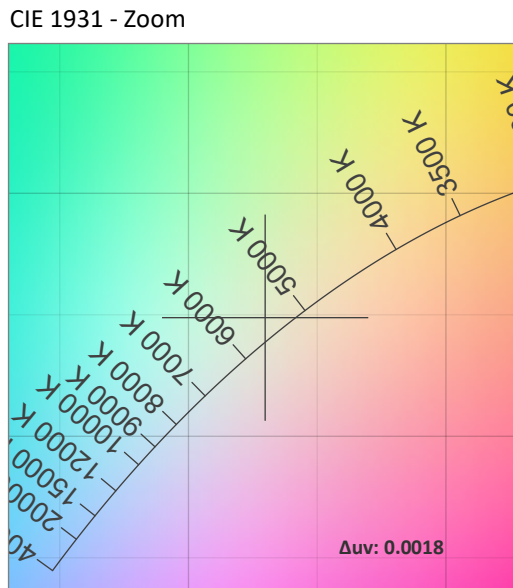
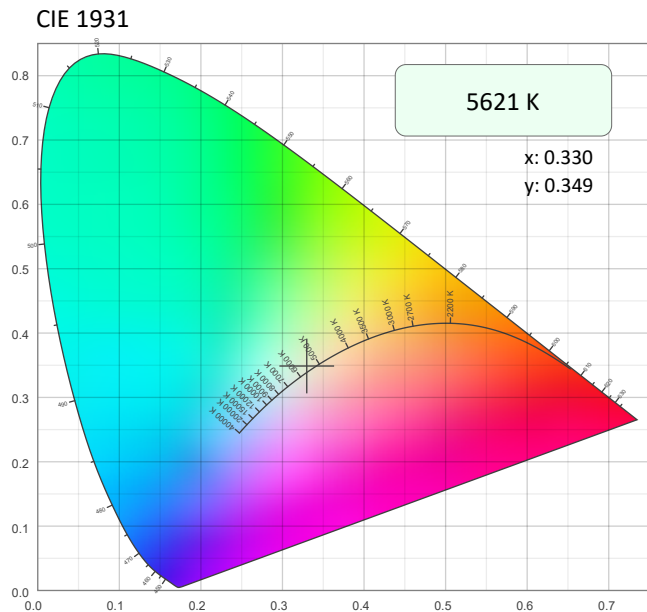
### ISO Lux Diagram



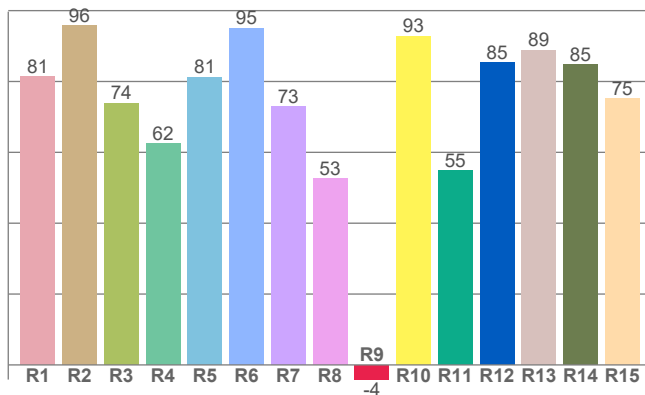
# Photometric & Chromaticity Report

Maverick Storm 3 Beam Wash: 50% Zoom with Both Zoom Zone - 5600K - Calibration Off

## Chromaticity



CRI: 76.9 (R1-R8)

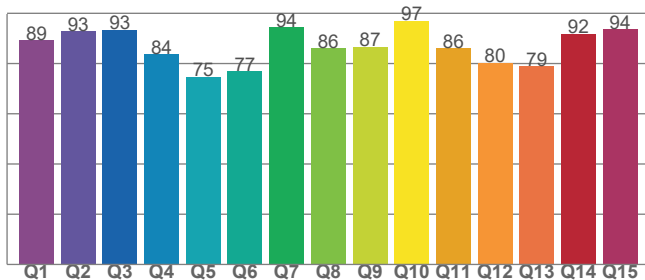


Color Parameters

Color Temperature	Color Coordinate CIE 1931	Color Coordinate CIE 1931
CCT	x	y
5621 K	0.330	0.349

Color Deviation from Black Body Curve	Color Coordinate CIE 1964	Color Coordinate CIE 1964
Δuv	y	u
0.0018	0.349	0.202

CQS: 85.4



Color Rendering Index	Red Component	Color Quality Scale
CRI	CRI - R9	CQS
76.9	-4.1	85.4

Television Lighting Consistency Index	Color Fidelity	Color Gamut
TLCI	TM30 - Rf	TM30 Rg
61	82.0	114.9

# Photometric & Chromaticity Report

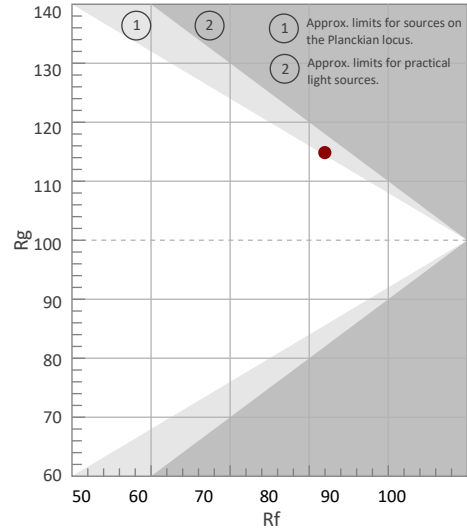
Maverick Storm 3 Beam Wash: 50% Zoom with Both Zoom Zone - 5600K - Calibration Off

## TM-30 Details

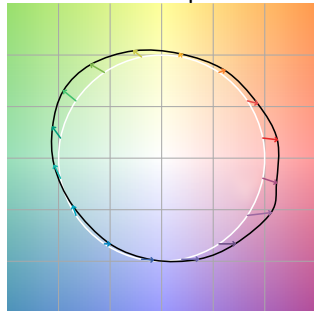
**Rf 82.0**  
Fidelity Index (Rg)

**Rg 114.9**  
Gammut Index (Rg)

Hue Bin	R <sub>f</sub>	Graphic shifts (%)	
		Chroma	Hue
1	73	13%	-4%
2	83	7%	-8%
3	87	5%	-4%
4	90	3%	3%
5	85	7%	6%
6	78	14%	7%
7	76	16%	-1%
8	78	10%	-9%
9	84	4%	-13%
10	84	-3%	-9%
11	89	-3%	4%
12	84	-2%	11%
13	82	3%	16%
14	76	9%	13%
15	76	18%	15%
16	76	14%	-2%



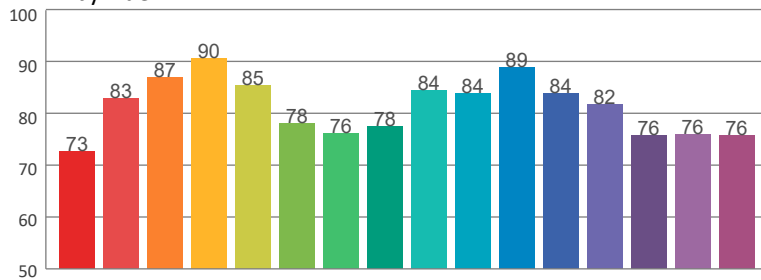
Color Vector Graphic



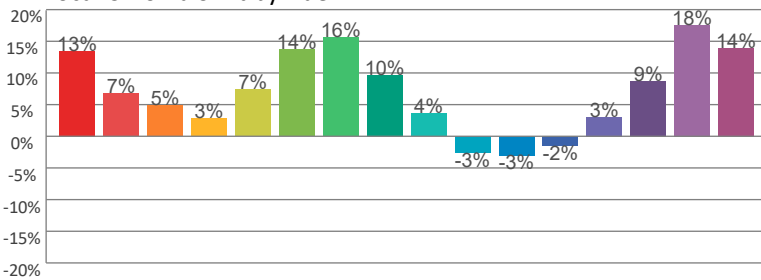
Color Distortion Graphic



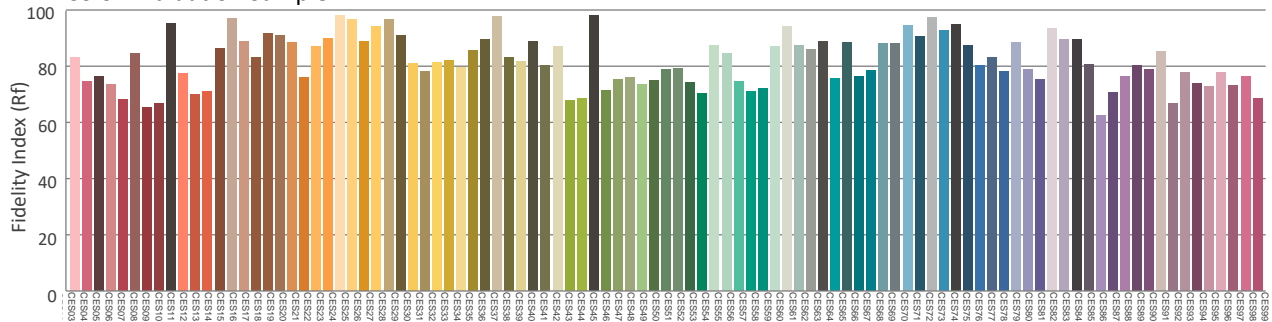
R<sub>f</sub> by Hue



Local Chroma Shift by Hue



Color Evaluation Sample





# Photometric & Chromaticity Report

Maverick Storm 3 Beam Wash: 50% Zoom with Both Zoom Zone - 6500K - Calibration Off

## Report Summary

### Measurements

Fixture Output: 9260 lm  
Fixture Peak: 163529 cd  
Fixture Efficacy: n/a lm/W  
Intensity @ 5m: 6541 lux  
Color Temperature: 6551 K  
CRI: 76.2    CRI R9 Value: -13.9  
CQS: 86.1  
TLCI: 63  
TM-30 Rf: 81.7  
TM-30 Rg: 115.5  
Beam Angle (50%): 14.3°  
Field Angle (10%): 20.2°  
Cutoff Angle (3%): 23.2°

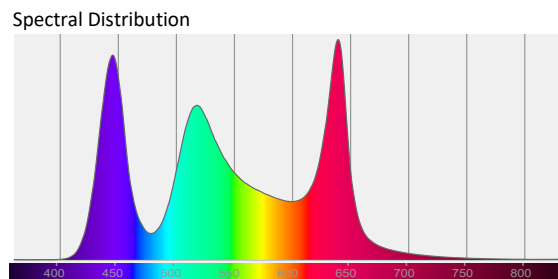
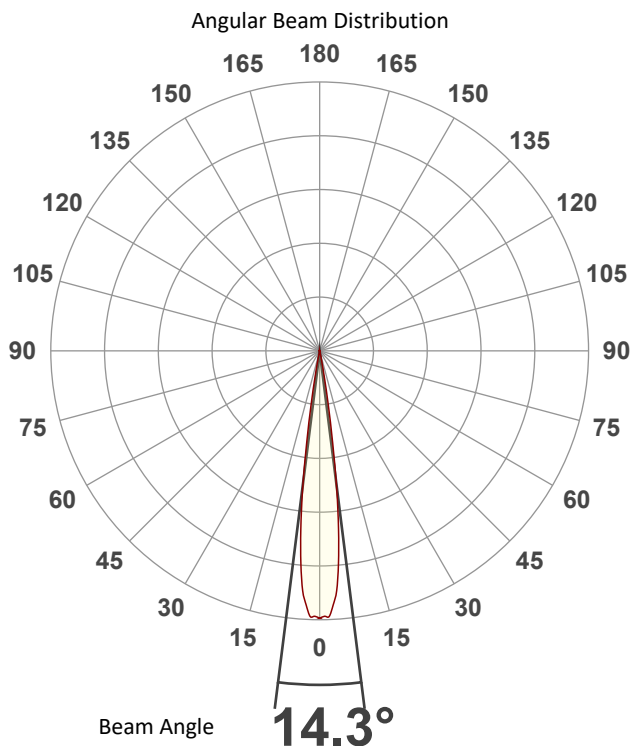


### Conditions

AC Supply: 117 V, 60 Hz  
Power: n/a W  
Current: 0.000 A  
Power Factor: n/a

This data sheet conforms to American National Standard E1.9 – 2007 (R2017). All data was measured and calculated by a Viso Systems LabSpion Goniometer at the Chauvet PD Optics Laboratory in Sunrise, FL on 4/20/2023 to LM-63-2002 Standards.


## Overall Measurement



Tested Color (CIE 1931):

X: 0.312

Y: 0.326



Light Quality

CRI: 76.2

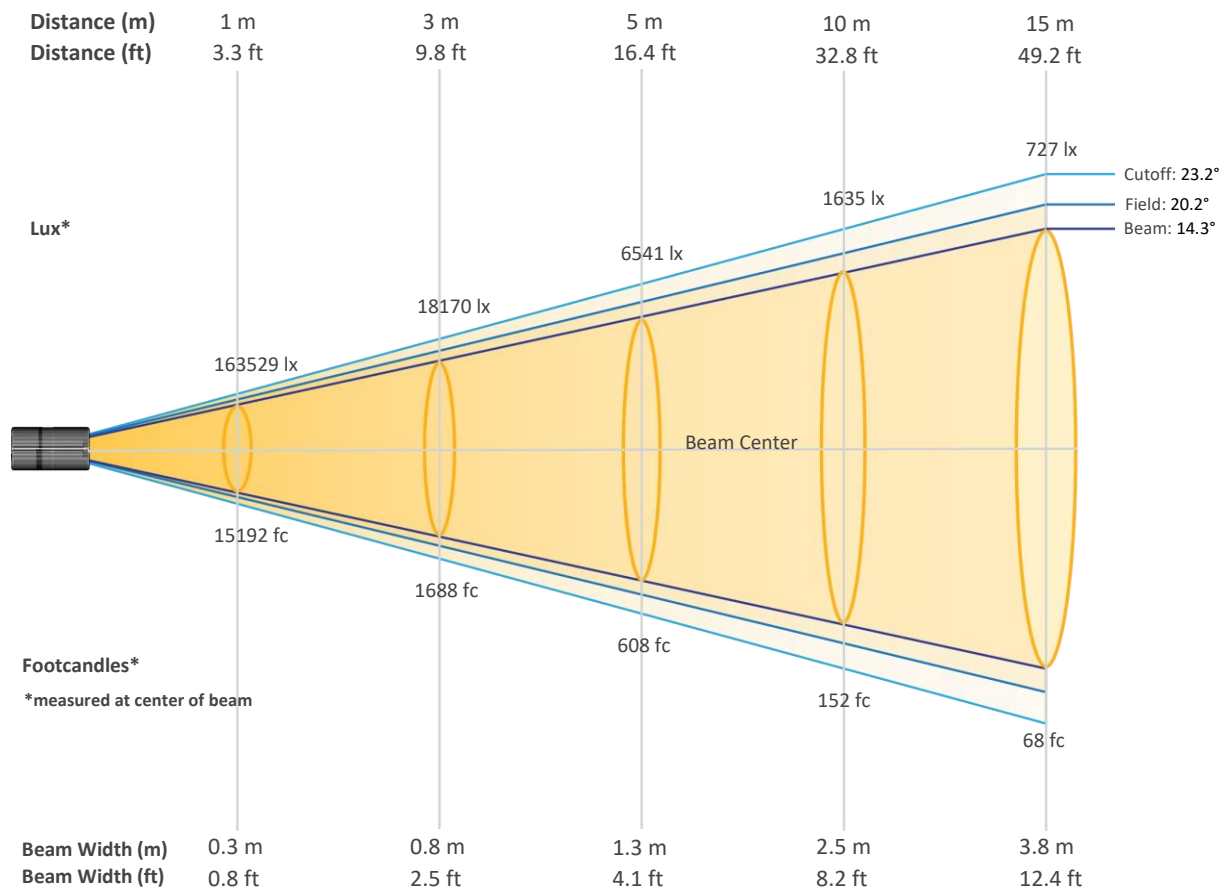
Color Temperature

6551 K

# Photometric & Chromaticity Report

Maverick Storm 3 Beam Wash: 50% Zoom with Both Zoom Zone - 6500K - Calibration Off

## Beam Details

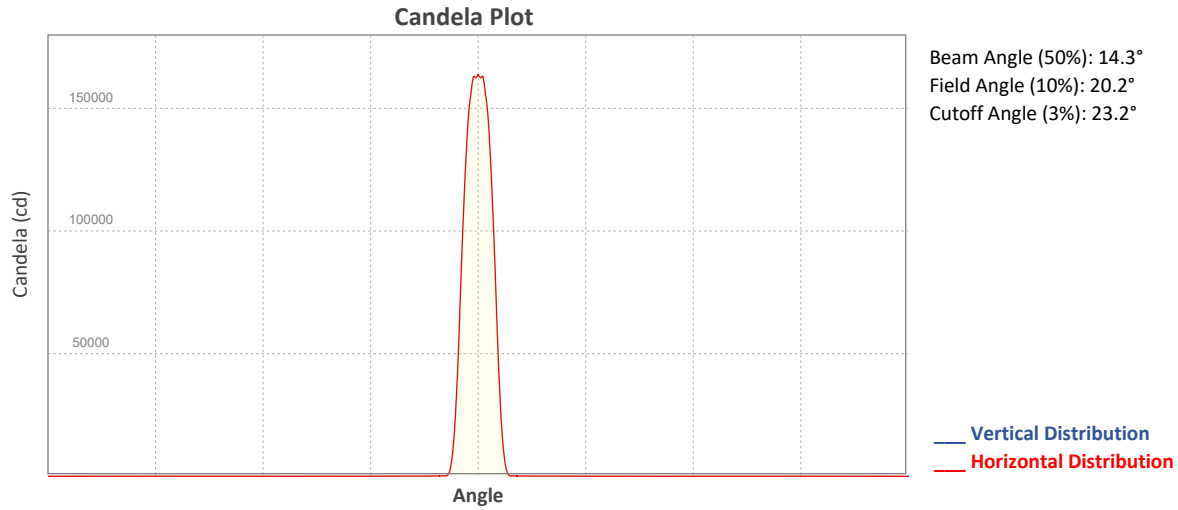


### Beam Intensities from 1-20m (3.3-65.6ft)

Distance	1m	2m	3m	4m	5m	6m	7m	8m	9m	10m
Lux	163529	40882	18170	10221	6541	4542	3337	2555	2019	1635
Distance	11m	12m	13m	14m	15m	16m	17m	18m	19m	20m
Lux	1351	1136	968	834	727	639	566	505	453	409
Distance	3.3ft	6.6ft	9.8ft	13.1ft	16.4ft	19.7ft	23ft	26.2ft	29.5ft	32.8ft
FC	15192	3798	1688	950	608	422	310	237	188	152
Distance	36.1ft	39.4ft	42.7ft	45.9ft	49.2ft	52.5ft	55.8ft	59.1ft	62.3ft	65.6ft
FC	126	106	90	78	68	59	53	47	42	38

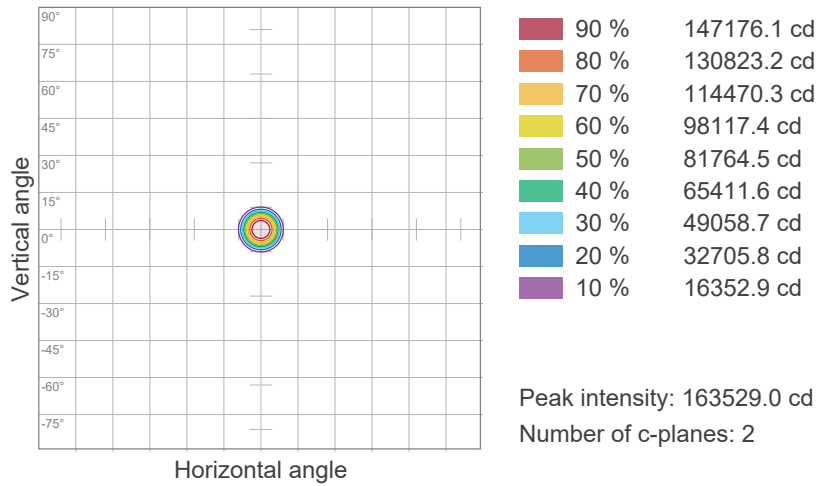
# Photometric & Chromaticity Report

Maverick Storm 3 Beam Wash: 50% Zoom with Both Zoom Zone - 6500K - Calibration Off

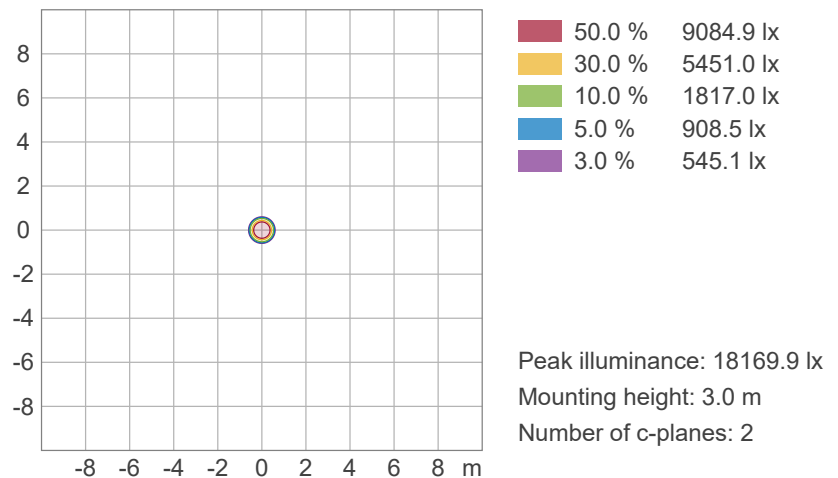


## ISO Diagrams

### ISO Candela Diagram



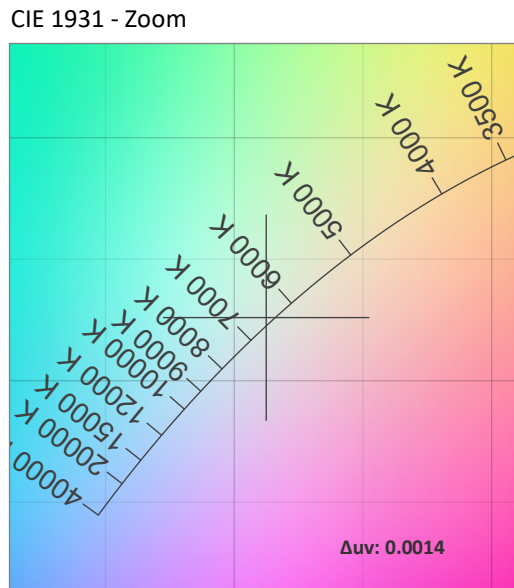
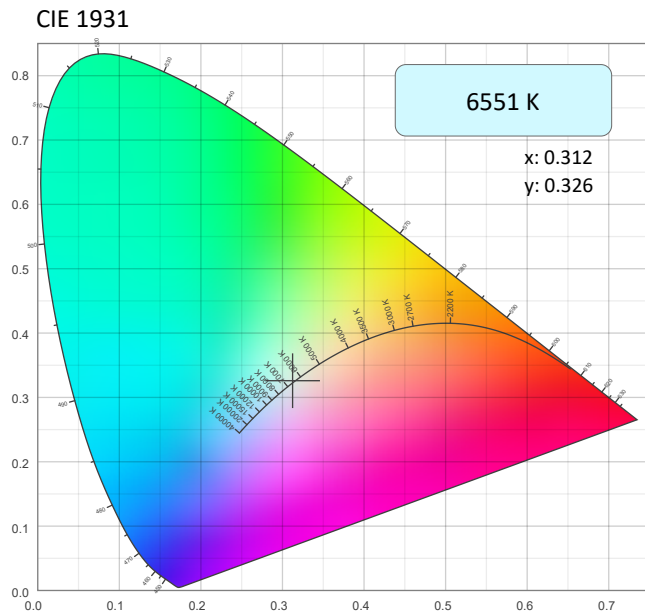
### ISO Lux Diagram



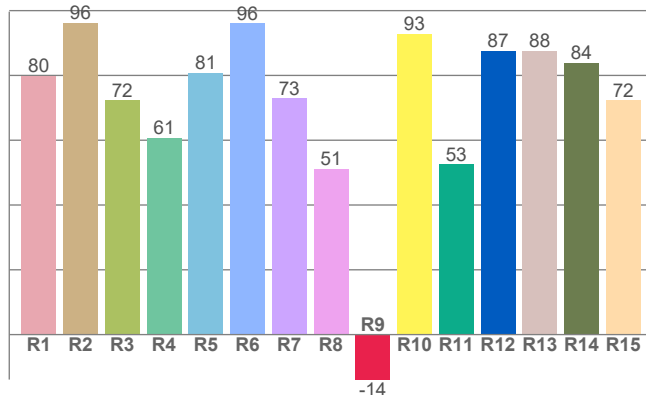
# Photometric & Chromaticity Report

Maverick Storm 3 Beam Wash: 50% Zoom with Both Zoom Zone - 6500K - Calibration Off

## Chromaticity



CRI: 76.2 (R1-R8)

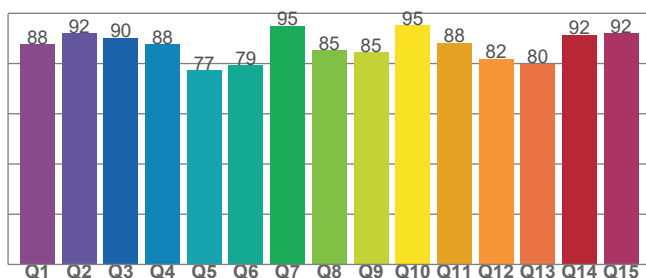


Color Parameters

Color Temperature	Color Coordinate CIE 1931	Color Coordinate CIE 1931
CCT	x	y
6551 K	0.312	0.326

Color Deviation from Black Body Curve	Color Coordinate CIE 1964	Color Coordinate CIE 1964
Δuv	y	u
0.0014	0.326	0.199

CQS: 86.1



Color Rendering Index	Red Component	Color Quality Scale
CRI	CRI - R9	CQS
76.2	-13.9	86.1

Television Lighting Consistency Index	Color Fidelity	Color Gamut
TLCI	TM30 - Rf	TM30 Rg
63	81.7	115.5

# Photometric & Chromaticity Report

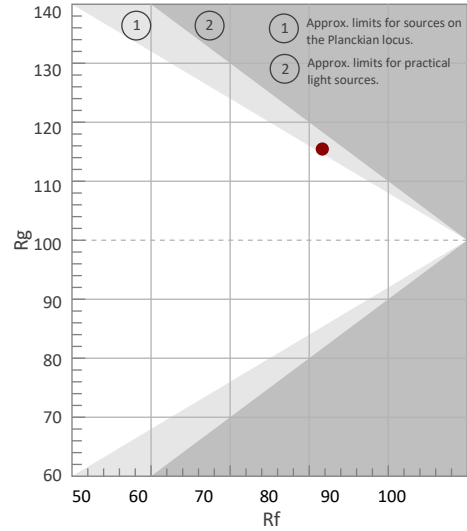
Maverick Storm 3 Beam Wash: 50% Zoom with Both Zoom Zone - 6500K - Calibration Off

## TM-30 Details

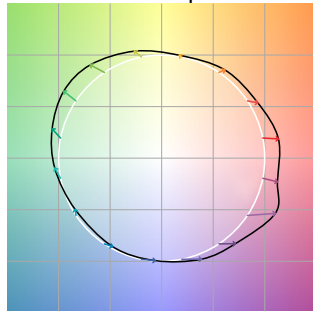
**Rf 81.7**  
Fidelity Index (Rg)

**Rg 115.5**  
Gammut Index (Rg)


Hue Bin	R <sub>f</sub>	Graphic shifts (%)	
		Chroma	Hue
1	71	15%	-4%
2	83	7%	-7%
3	87	5%	-3%
4	93	1%	3%
5	85	7%	6%
6	78	14%	7%
7	77	15%	-1%
8	79	10%	-7%
9	87	4%	-11%
10	89	-3%	-5%
11	85	-2%	8%
12	81	-1%	13%
13	77	4%	19%
14	75	9%	13%
15	72	21%	17%
16	75	15%	-1%



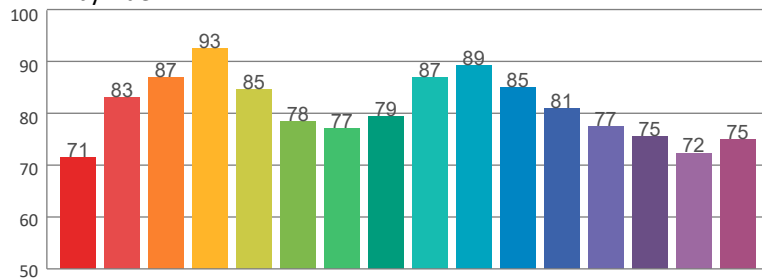
Color Vector Graphic



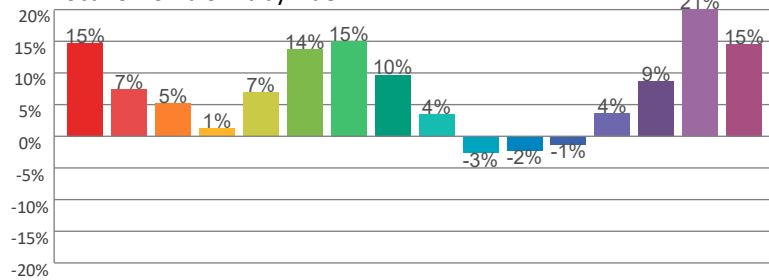
Color Distortion Graphic



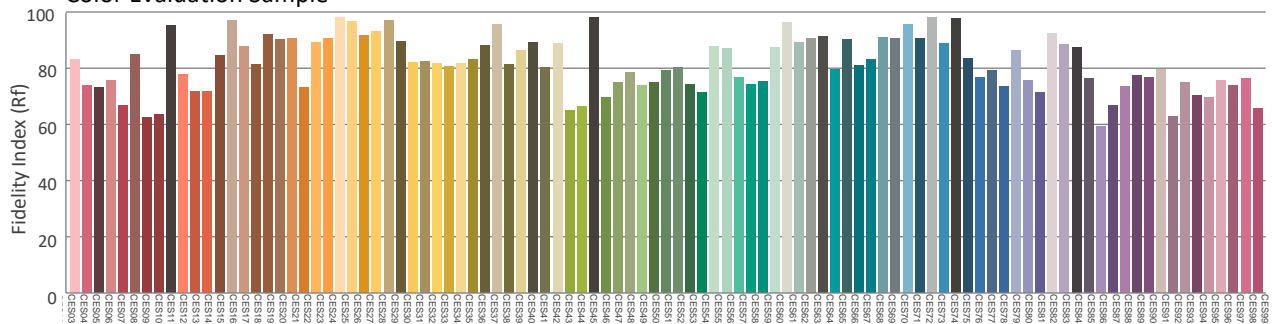
Rf by Hue



Local Chroma Shift by Hue



Color Evaluation Sample



# Photometric & Chromaticity Report

Maverick Storm 3 Beam Wash: 50% Zoom with Both Zoom Zone - 7500K - Calibration Off

## Report Summary

### Measurements

Fixture Output: 9512 lm  
Fixture Peak: 169282 cd  
Fixture Efficacy: n/a lm/W  
Intensity @ 5m: 6771 lux  
Color Temperature: 7547 K  
CRI: 82.8    CRI R9 Value: 56.4  
CQS: 89.6  
TLCI: 82  
TM-30 Rf: 84.1  
TM-30 Rg: 110.0  
Beam Angle (50%): 14.3°  
Field Angle (10%): 20.3°  
Cutoff Angle (3%): 23.2°

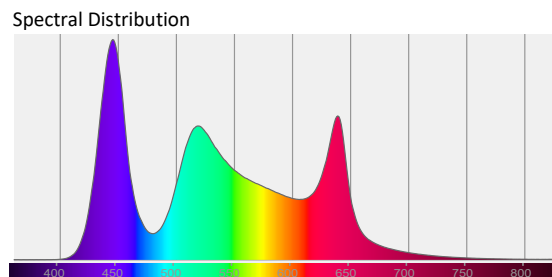
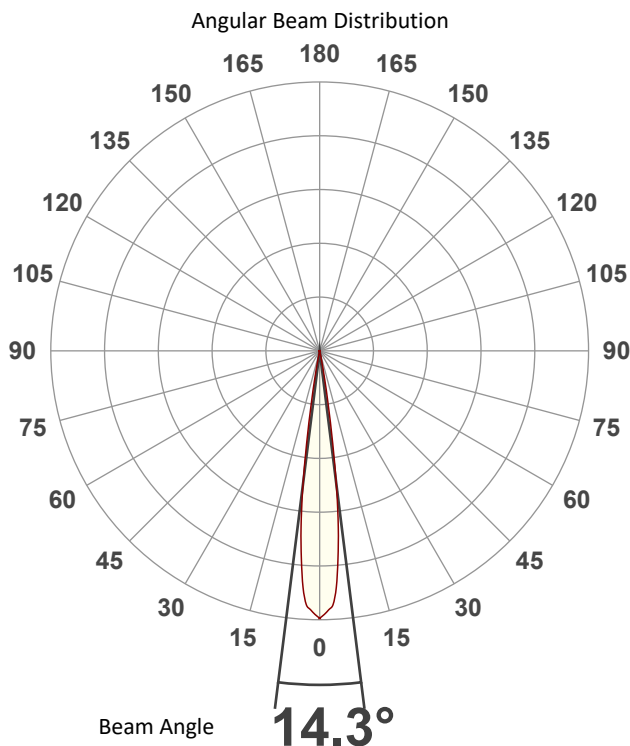


### Conditions

AC Supply: 119 V, 60 Hz  
Power: n/a W  
Current: 0.000 A  
Power Factor: n/a

This data sheet conforms to American National Standard E1.9 – 2007 (R2017). All data was measured and calculated by a Viso Systems LabSpion Goniometer at the Chauvet PD Optics Laboratory in Sunrise, FL on 4/19/2023 to LM-63-2002 Standards.

## Overall Measurement



Tested Color (CIE 1931):  
X: 0.299  
Y: 0.313

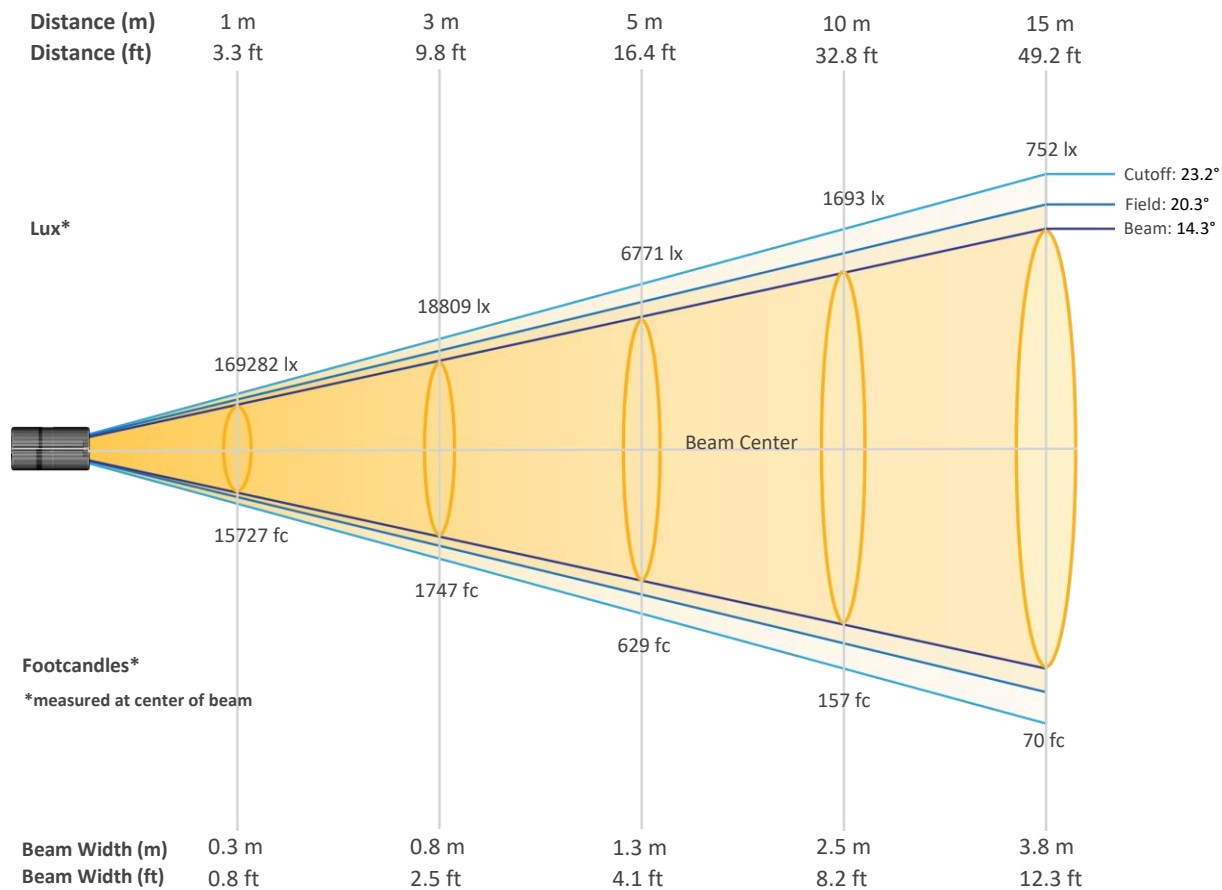
Light Quality  
CRI: 82.8

Color Temperature  
7547 K

# Photometric & Chromaticity Report

Maverick Storm 3 Beam Wash: 50% Zoom with Both Zoom Zone - 7500K - Calibration Off

## Beam Details

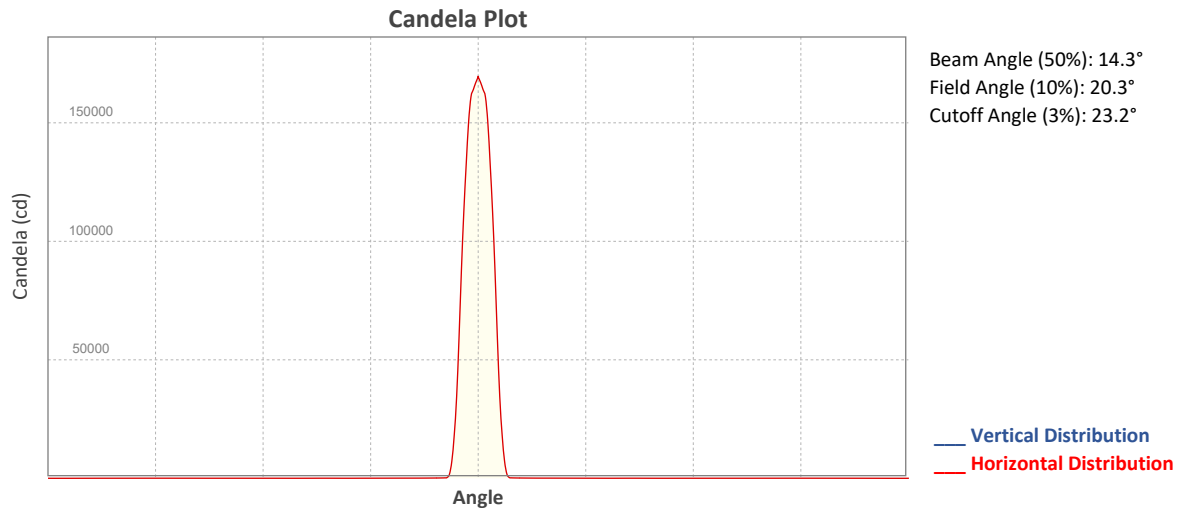


### Beam Intensities from 1-20m (3.3-65.6ft)

Distance	1m	2m	3m	4m	5m	6m	7m	8m	9m	10m
Lux	169282	42321	18809	10580	6771	4702	3455	2645	2090	1693
Distance	11m	12m	13m	14m	15m	16m	17m	18m	19m	20m
Lux	1399	1176	1002	864	752	661	586	522	469	423
Distance	3.3ft	6.6ft	9.8ft	13.1ft	16.4ft	19.7ft	23ft	26.2ft	29.5ft	32.8ft
FC	15727	3932	1747	983	629	437	321	246	194	157
Distance	36.1ft	39.4ft	42.7ft	45.9ft	49.2ft	52.5ft	55.8ft	59.1ft	62.3ft	65.6ft
FC	130	109	93	80	70	61	54	49	44	39

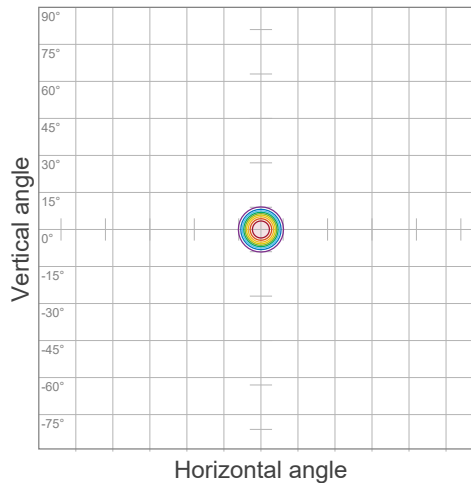
# Photometric & Chromaticity Report

Maverick Storm 3 Beam Wash: 50% Zoom with Both Zoom Zone - 7500K - Calibration Off



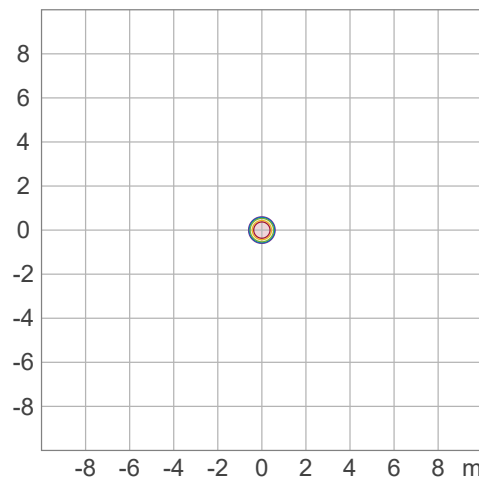
## ISO Diagrams

### ISO Candela Diagram



Peak intensity: 169282.1 cd  
Number of c-planes: 2

### ISO Lux Diagram



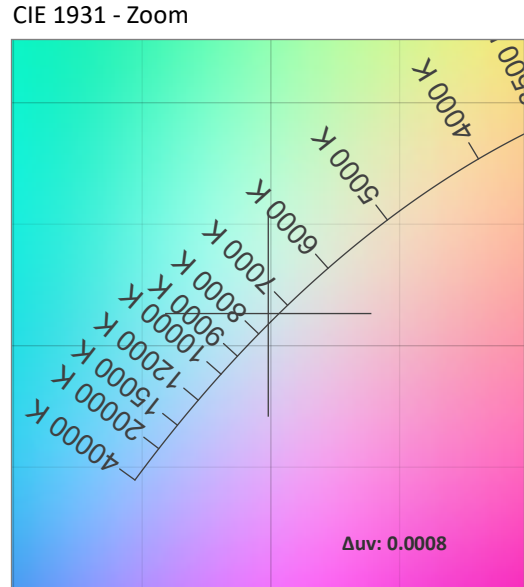
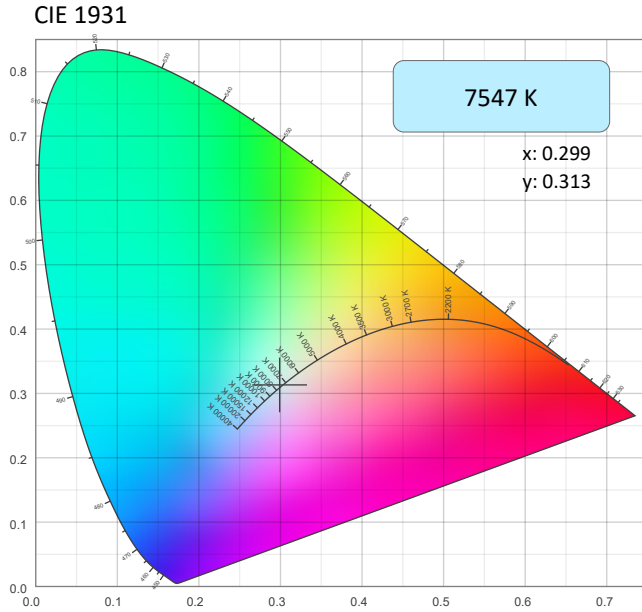
Peak illuminance: 18809.1 lx  
Mounting height: 3.0 m  
Number of c-planes: 2



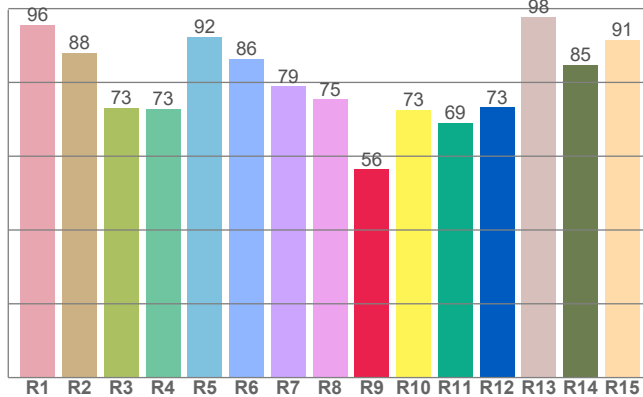
# Photometric & Chromaticity Report

Maverick Storm 3 Beam Wash: 50% Zoom with Both Zoom Zone - 7500K - Calibration Off

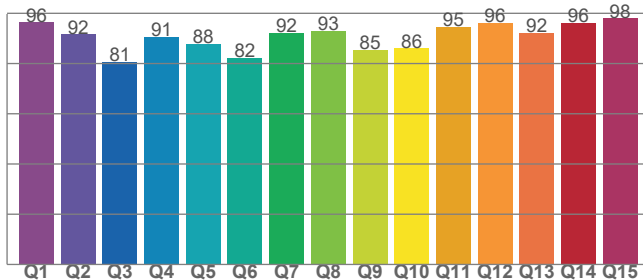
## Chromaticity



### CRI: 82.8 (R1-R8)



### CQS: 89.6



### Color Parameters

Color Temperature	Color Coordinate CIE 1931	Color Coordinate CIE 1931
CCT	x	y
7547 K	0.299	0.313

Color Deviation from Black Body Curve	Color Coordinate CIE 1964	Color Coordinate CIE 1964
Δuv	y	u
0.0008	0.313	0.194

Color Rendering Index	Red Component	Color Quality Scale
CRI	CRI - R9	CQS
82.8	56.4	89.6

Television Lighting Consistency Index	Color Fidelity	Color Gamut
TLCI	TM30 - Rf	TM30 Rg
82	84.1	110.0

# Photometric & Chromaticity Report

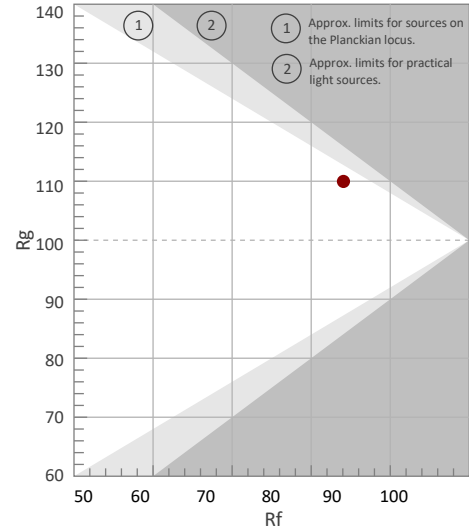
Maverick Storm 3 Beam Wash: 50% Zoom with Both Zoom Zone - 7500K - Calibration Off

## TM-30 Details

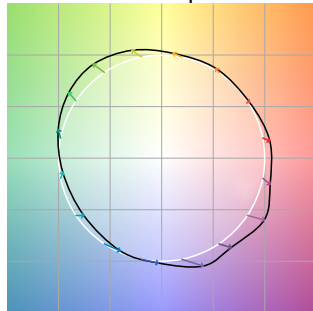
**Rf 84.1**  
Fidelity Index  
(Rg)

**Rg 110.0**  
Gammut Index (Rg)

Hue Bin	R <sub>f</sub>	Graphic shifts (%)	
		Chroma	Hue
1	86	6%	-4%
2	93	1%	-2%
3	91	2%	4%
4	85	2%	9%
5	81	8%	8%
6	81	13%	5%
7	84	10%	-3%
8	86	4%	-8%
9	91	-3%	-5%
10	88	-6%	4%
11	67	-3%	16%
12	79	0%	17%
13	79	10%	19%
14	81	9%	8%
15	81	16%	5%
16	83	8%	-4%



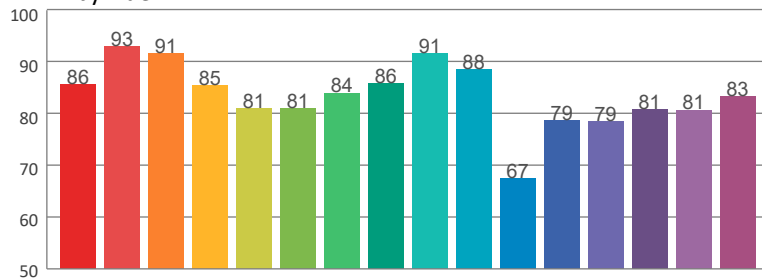
Color Vector Graphic



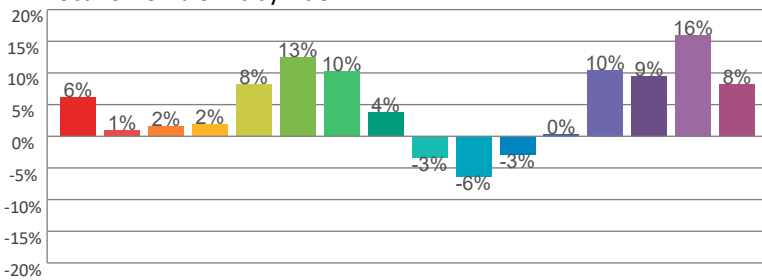
Color Distortion Graphic



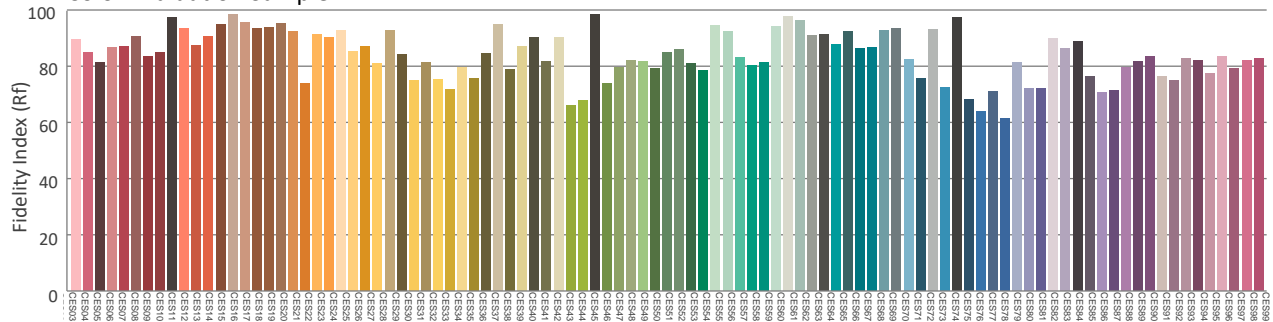
Rf by Hue



Local Chroma Shift by Hue



Color Evaluation Sample



# Contact Us

General Information	Technical Support
<b>Chauvet World Headquarters</b>	
3360 Davie Rd. Davie, FL 33314 Voice: (954) 577-4455 Fax: (954) 929-5560 Toll Free: (800) 762-1084	Voice: (844) 393-7575 Fax: (954) 756-8015 Email: <a href="mailto:chauvetcs@chauvetlighting.com">chauvetcs@chauvetlighting.com</a> Website: <a href="http://www.chauvetprofessional.com">www.chauvetprofessional.com</a>
<b>Chauvet U.K.</b>	
Pod 1 EVO Park Little Oak Drive, Sherwood Park Nottinghamshire, NG15 0EB UK Voice: +44 (0) 1773 511115 Fax: +44 (0) 1773 511110	Email: <a href="mailto:UKtech@chauvetlighting.eu">UKtech@chauvetlighting.eu</a> Website: <a href="http://www.chauvetprofessional.eu">www.chauvetprofessional.eu</a>
<b>Chauvet Benelux</b>	
Stokstraat 18 9770 Kruishoutem Belgium Voice: +32 9 388 93 97	Email: <a href="mailto:BNLtech@chauvetlighting.eu">BNLtech@chauvetlighting.eu</a> Website: <a href="http://www.chauvetprofessional.eu">www.chauvetprofessional.eu</a>
<b>Chauvet France</b>	
3, Rue Ampère 91380 Chilly-Mazarin France Voice: +33 1 78 85 33 59	Email: <a href="mailto:FRtech@chauvetlighting.fr">FRtech@chauvetlighting.fr</a> Website: <a href="http://www.chauvetprofessional.eu">www.chauvetprofessional.eu</a>
<b>Chauvet Germany</b>	
Bruno-Bürgel-Str. 11 28759 Bremen Germany Voice: +49 421 62 60 20	Email: <a href="mailto:DEtech@chauvetlighting.de">DEtech@chauvetlighting.de</a> Website: <a href="http://www.chauvetprofessional.eu">www.chauvetprofessional.eu</a>
<b>Chauvet Mexico</b>	
Av. de las Partidas 34 - 3B (Entrance by Calle 2) Zona Industrial Lerma Lerma, Edo. de México, CP 52000 Voice: +52 (728) 690-2010	Email: <a href="mailto:servicio@chauvet.com.mx">servicio@chauvet.com.mx</a> Website: <a href="http://www.chauvetprofessional.mx">www.chauvetprofessional.mx</a>

Visit the applicable website above to verify our contact information and instructions to request support. Outside the U.S., U.K., Ireland, Benelux, France, Germany, or Mexico, contact the dealer of the record.

